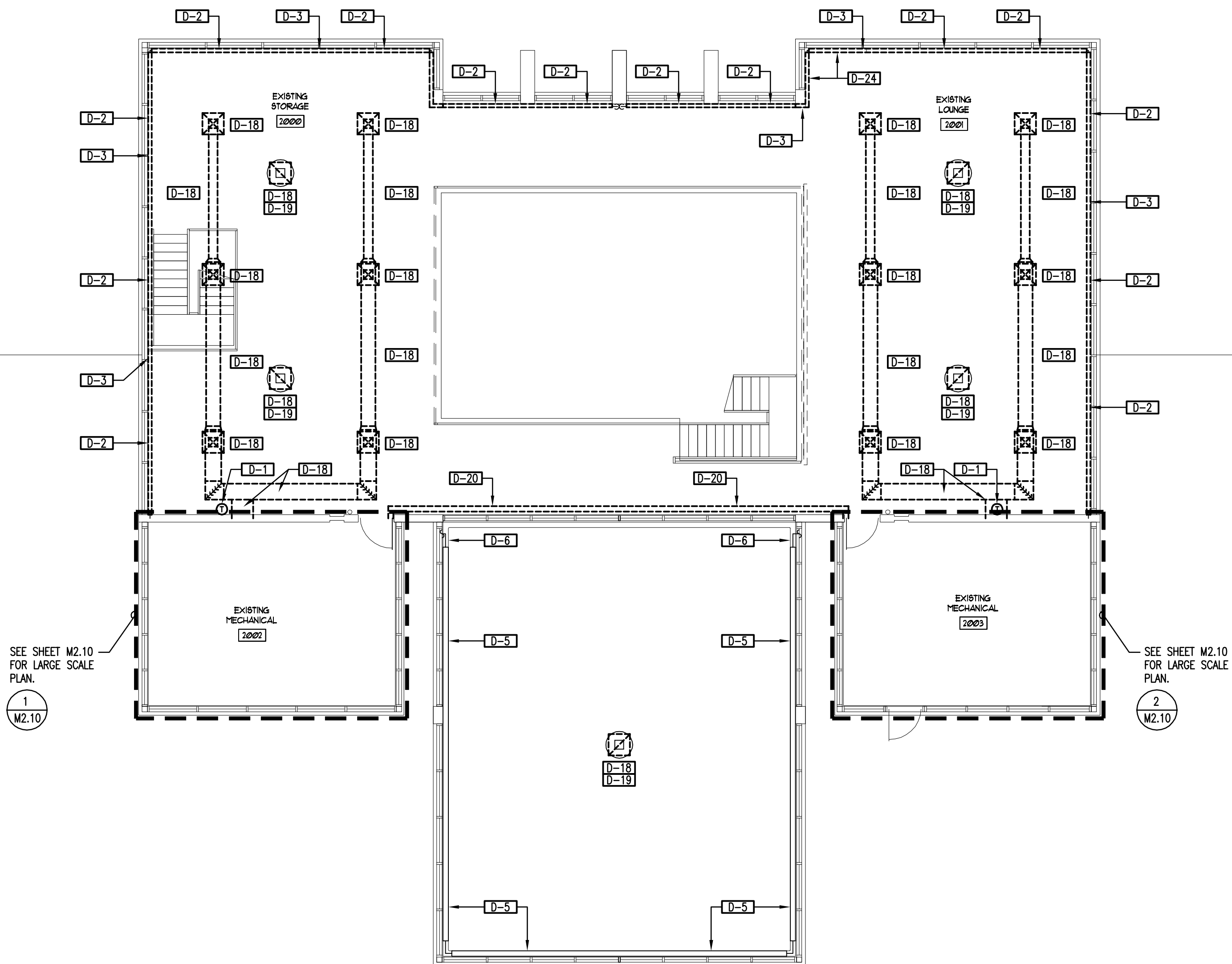


1  
 EXISTING PARTIAL SECOND FLOOR PLAN - MECHANICAL  
 1/8" = 1'-0"



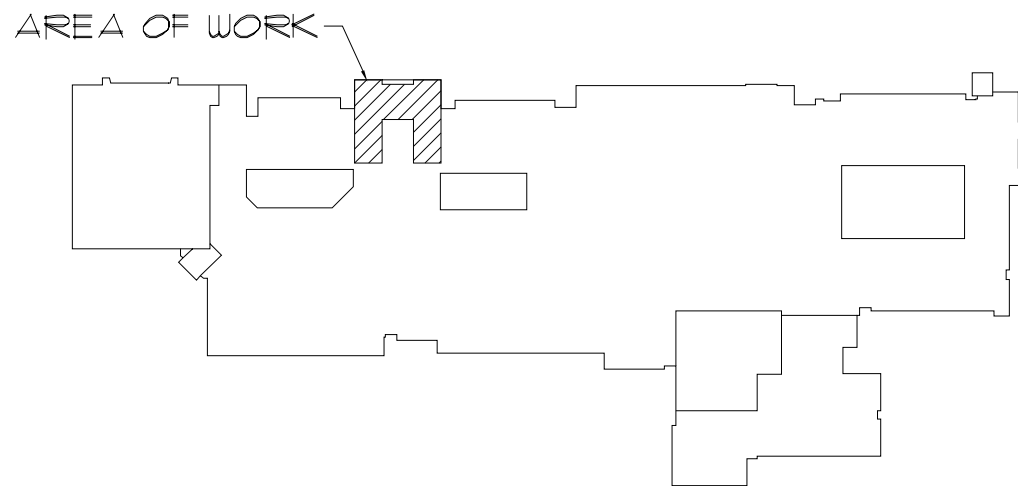
MECHANICAL (HVAC) DEMOLITION NOTES

I. DRAWINGS


- D-1 THERMOSTAT/SENSOR TO BE COMPLETELY REMOVED INCLUDING ALL CONTROL WIRING AND/OR PNEUMATIC CONTROL AIR PIPING TO/FROM UNIT IT SERVES. PROVIDE STAINLESS STEEL BLANK COVER PLATE OVER OPENING IF LOCATION IS NOT REUSED FOR NEW THERMOSTAT/SENSOR UNDER THE INSTALLMENT OF THE NEW EQUIPMENT AND CONTROLS.
- D-2 REMOVE EXISTING FINNED TUBE RADIATION COVER AND PROVIDE NEW CUSTOM PAINTED COVER PER THE NEW WORK DRAWINGS. FIELD VERIFY COVER SIZE, TYPE, LENGTH, ETC.
- D-3 MODIFY EXISTING FINNED TUBE RADIATION PIPING/FINS TO ACCOMMODATE NEW WALL(S). SEE NEW WORK DRAWINGS.
- D-4 MODIFY EXISTING FINNED TUBE RADIATION PIPING/FINS TO ACCOMMODATE NEW WALL(S) AND CONDENSATE DRAIN. SEE NEW WORK DRAWINGS.
- D-5 EXISTING FINNED TUBE RADIATION TO REMAIN.
- D-6 EXISTING HOT WATER SUPPLY/RETURN PIPING TO REMAIN.
- D-7 REMOVE HOT WATER SUPPLY/RETURN PIPING AS SHOWN. SEE NEW WORK DRAWINGS FOR NEW CONNECTION(S).
- D-8 EXISTING HOT WATER CONTROL VALVE(S) TO REMAIN. SEE SEQUENCE OF OPERATION.
- D-9 REMOVE INLINE PUMP AND PROVIDE NEW OF SAME SIZE. SEE DETAILS. COORDINATE ALL DISCONNECT/RECONNECT REQUIREMENTS WITH ELECTRICAL CONTRACTOR. FIELD VERIFY EXISTING PUMP REQUIREMENTS (GPM, HEAD, VOLT/PH, ETC.)
- D-10 REMOVE HOT WATER SUPPLY/RETURN PIPING FROM AIR HANDLING UNIT BACK TO MAIN(S), INCLUDING HANGERS, SUPPORTS, ANCHORS, INSULATION, CONTROLS, ETC. IN THEIR ENTIRETY.
- D-11 REMOVE CHILLED WATER SUPPLY/RETURN PIPING FROM AIR HANDLING UNIT BACK TO MAIN(S), INCLUDING HANGERS, SUPPORTS, ANCHORS, INSULATION, CONTROLS, ETC. IN THEIR ENTIRETY.
- D-12 REMOVE EXISTING SUPPLY/RETURN/EXHAUST AIR GRILLE/REGISTER. PROVIDE NEW GRILLE/REGISTER IN SAME LOCATION. GRILLE/REGISTER TO BE SAME TYPE/STYLE/SIZE. FIELD VERIFY.
- D-13 EXISTING EXHAUST GRILLE TO REMAIN.
- D-14 EXISTING EXHAUST DUCTWORK TO REMAIN.
- D-15 REMOVE/RELOCATE/REROUTE EXHAUST DUCTWORK AS REQUIRED TO INSTALL NEW FAN COILS. SEE NEW WORK DRAWINGS AND FIELD VERIFY.
- D-16 EXISTING HOT WATER SUSPENDED UNIT HEATER TO REMAIN.
- D-17 EXISTING AIR HANDLING UNIT AND RAILS TO BE REMOVED BY OWNER. ALL PIPING, DUCTWORK, CONTROLS, INSULATION, CONTROL WIRING, CONTROL AIR PIPING, SUPPORTS, VALVES, ETC. TO BE REMOVED BY THE MECHANICAL CONTRACTOR. COORDINATE ALL DISCONNECT REQUIREMENTS WITH ELECTRICAL CONTRACTOR. PATCH ROOF/FLOOR AS STATED UNDER GENERAL DEMOLITION NOTES. SEE ARCHITECTURAL DRAWINGS FOR ADDITIONAL REQUIREMENTS.
- D-18 REMOVE SUPPLY/RETURN/EXHAUST/OUTDOOR AIR DUCTWORK, TRANSFER DUCTWORK, FIRE DAMPERS AND GRILLES/REGISTERS COMPLETELY INCLUDING ALL RELATED SUPPORTS, ACCESSORIES, WIRING, CONTROLS, ETC. PATCH WALLS/FLOORS/ROOF AS STATED UNDER GENERAL DEMOLITION NOTES. SEE ARCHITECTURAL DRAWINGS FOR ADDITIONAL REQUIREMENTS.
- D-19 REMOVE EXHAUST FAN INCLUDING DUCTWORK, CONTROLS, DAMPERS, ETC. EXISTING CURB TO REMAIN. COORDINATE ALL DISCONNECT REQUIREMENTS WITH ELECTRICAL CONTRACTOR PRIOR TO REMOVAL. PROVIDE AIR/WATER TIGHT INSULATED CURB CAP, FIELD VERIFY SIZE.
- D-20 REMOVE CHILLED WATER SUPPLY/RETURN PIPE AND FLOOR PIPE ENCLOSURE. PATCH/PAINT WALL/FLOOR AS STATED UNDER GENERAL DEMOLITION NOTES. SEE NEW WORK DRAWINGS FOR NEW PIPE ENCLOSURE TO HOUSE REFRIGERANT PIPING. SEE NEW WORK PLANS.
- D-21 CAP EXISTING CHILLED WATER SUPPLY/RETURN BELOW FLOOR. PATCH FLOOR AS STATED UNDER GENERAL DEMOLITION NOTES.
- D-22 EXISTING EXHAUST AIR GRILLE TO BE REMOVED. PATCH/PAINT WALL AS STATED UNDER GENERAL DEMOLITION NOTES.
- D-23 EXISTING SUPPLY/RETURN AIR DUCTWORK TO REMAIN. SEE NEW WORK DRAWINGS.
- D-24 REMOVE PIPE ENCLOSURE AND PIPE FINS FROM PIPING BEHIND LOCATION OF NEW LIFT. INSULATE EXISTING PIPE PER THE SPECIFICATIONS. SEE NEW WORK DRAWINGS.
- D-25 EXISTING OUTDOOR AIR DUCTWORK THRU ROOF AND ROOF HOOD TO REMAIN. SEE NEW WORK DRAWINGS FOR NEW CONNECTION.
- D-26 REMOVE ABANDONED TEMPERATURE CONTROLLERS/PANEL IN ITS ENTIRETY. PATCH WALLS/FLOORS AS STATED UNDER GENERAL DEMOLITION NOTES.

II. GENERAL

- A. ALL DEMOLITION OF THE HVAC SYSTEM AS CALLED FOR ON THE DEMOLITION DRAWINGS SHALL BE UNDER THIS CONTRACTOR'S WORK.
- B. CONTRACTOR SHALL VISIT SCHOOL BUILDING, BEFORE SUBMITTING HIS BID, TO VERIFY THE EXISTING CONDITIONS WHICH WILL AFFECT HIS WORK.
- C. CONTRACTOR SHALL REMOVE ALL EQUIPMENT, GRILLES, REGISTERS, ETC. SUPPORTED BY THE CEILING IN AREAS WHERE CEILING DEMOLITION IS TAKING PLACE BEFORE THE CEILING DEMOLITION CONTRACTOR STARTS HIS WORK. THIS CONTRACTOR SHALL BE RESPONSIBLE FOR REMOVING CEILING TILES AS REQUIRED TO PERFORM HIS WORK WHERE CEILINGS ARE NOT BEING REMOVED. CONTRACTOR SHALL REINSTALL TILES WHEN WORK HAS BEEN COMPLETED AND REPLACE ANY TILES THAT HAVE BEEN DAMAGED AT NO COST TO THE OWNER.
- D. BEFORE STARTING ANY DEMOLITION ON HVAC EQUIPMENT WHICH HAS AN ELECTRICAL CONNECTION. THE MECHANICAL CONTRACTOR SHALL MEET WITH THE ELECTRICAL CONTRACTOR TO IDENTIFY ALL SUCH EQUIPMENT. THE ELECTRICAL CONTRACTOR WILL DISCONNECT THE POWER TO EACH UNIT, REMOVE CONDUIT, WIRING, DISCONNECT SWITCHES, AND STARTERS UNDER HIS CONTRACT. MECHANICAL CONTRACTOR WILL REMOVE ALL EQUIPMENT AND ELECTRIC TEMPERATURE CONTROL WIRING AND CONDUIT UNDER THIS CONTRACT.
- E. CONTRACTOR SHALL BE RESPONSIBLE FOR HIS OWN CLEAN-UP THROUGHOUT THE COURSE OF THE DEMOLITION WORK. IN THE EVENT HE FAILS TO PROVIDE SUCH CLEAN-UP THE ARCHITECT/ENGINEER WILL DIRECT THE CLEAN-UP, TO BE PERFORMED BY ANOTHER CONTRACTOR, AND THE CONTRACTOR WILL BE BACK-CHARGED AS DEEMED APPROPRIATE BY ARCHITECT/ENGINEER.
- F. ALL EQUIPMENT, MATERIAL, ETC. THAT IS BEING DEMOLISHED, OWNER SHALL HAVE FIRST RIGHT OF REFUSAL. THE REMAINING DEMOLISHED ITEMS WILL BECOME THE PROPERTY OF THE CONTRACTOR. ALL SUCH ITEMS WILL BE REMOVED FROM THE BUILDING AND SITE BY THE CONTRACTOR. NO ITEM WHICH IS BEING REMOVED UNDER THE DEMOLITION CONTRACT MAY BE REUSED UNDER THE NEW WORK CONTRACT. THE OWNER HAS FIRST RIGHT OF REFUSAL FOR ANY MATERIAL OR EQUIPMENT REMOVED.
- G. SEQUENCE OF ALL DEMOLITION WORK SHALL BE IN STRICT ACCORDANCE WITH THE SPECIFICATIONS, DRAWINGS, AND/OR AS DIRECTED BY ARCHITECT/ENGINEER.
- H. THE CONTRACTOR PERFORMING THE DEMOLITION WORK SHALL REMOVE NO MORE THAN 8" OF BUILDING MATERIAL AROUND EACH DEVICE BEING DEMOLISHED.
- I. THIS CONTRACTOR SHALL BE RESPONSIBLE FOR FURNISHING ALL LABOR AND MATERIAL REQUIRED TO PATCH ALL OPENINGS IN EXISTING WALLS AND FIRE SEPARATIONS CREATED BY THE REMOVAL OF THIS TRADES MATERIAL AND EQUIPMENT WHERE THESE OPENINGS ARE NOT TO BE REUSED. PATCHING OF ALL EXISTING FLOOR AND ROOF OPENINGS IS THE RESPONSIBILITY OF THIS CONTRACTOR.



KEY PLAN  
 NOT TO SCALE



M0.20



HEPF: CONSULTANT  
 (P) 630538796  
 700 HIGHLAND DR., SUITE 100  
 CHICAGO, IL 60611  
 OAS  
 21 SOUTH EVERGREEN, SUITE 200  
 AUSTIN, TEXAS 78704  
 GreenbergFarrow  
 STRUCTURAL ENGINEERS  
 (P) 817883300

DUNELAND SCHOOL CORPORATION  
 2018 MAIN OFFICE RENOVATIONS AT:  
 CHESTERTON MIDDLE SCHOOL (CMS)  
 651 W. MORGAN AVENUE, CHESTERTON, INDIANA 46304

PROJECT NUMBER: 18-003	REVISION:
PROJECT MANAGER: MK	
DRAWN BY: OAS	
ISSUED FOR BID: 06/20/2018	
EXISTING PARTIAL SECOND FLOOR PLAN - MECHANICAL	