


TRACK LAYOUT PLAN

1" = 20'-0"



LEGEND

- EXISTING STORM CATCH BASINS
- EXISTING CHAIN LINK FENCE

MAIN FOCUS OF PROJECT

- OWNER DESIRES TO EXPAND EXISTING 400 METER TRACK WIDTH TO ACCOMMODATE 6 FULL, 3'-6" WIDE (42 INCH) RUNNING LANES. MUCH OF THE CURRENT TRACK ON THE WEST AND SOUTH SIDES IS ONLY 5 LANES CURRENTLY.


SCOPE OF PROJECT

- FIRST; MILL OFF APPROXIMATELY 3/4" THICK EXISTING RUBBERIZED SURFACE FROM ENTIRE RUNNING TRACK SURFACE, HIGH JUMP RUNWAY AND LONG JUMP RUNWAY SURFACE, DOWN TO ASPHALT UNDERLAY.
- REMOVE ANY WEEDS IN CRACKS OF UNDERLYING ASPHALTS. BLOW CLEAN CRACKS IN THE UNDERLYING ASPHALT SURFACE, AND FILL CRACKS WITH HOT RUBBER SEALANTS DESIGNED FOR SEALING CRACKS IN ASPHALT AS NEEDED.
- WHERE SHOWN ON WEST AND SOUTH SIDES OF EXISTING RUNNING TRACK, NEATLY SAW CUT BACK EDGE OF ASPHALT OUTER EDGE APPROXIMATELY 2-3 INCHES.
- AT THOSE EDGES NOTED IN SENTENCE '3' ABOVE, EXCAVATE DOWN 8 INCHES X 2 FEET WIDE. (SEE DETAIL 4/A-2)
 - INSTALL 5 TO 6" CRUSHED LIMESTONE BASE AND COMPACT TO MINIMUM 95% PROCTOR.
 - THEN INSTALL 2 1/2" INCHES OF ASPHALT BINDER COURSE FLUSH WITH EXISTING ASPHALT SURFACE.
 - OVER THE JOINT BETWEEN THE NEW AND EXISTING ASPHALT, INSTALL A 1/2 INCH WIDE STRIP OF "MIRAFI, MTP", SELF-ADHERING WATERPROOFING MEMBRANE. LAP 6" ON EACH SIDE OF JOINT.
- AT THE COMPLETION OF ITEM 4 ABOVE, INSTALL A NEW LAYER OF 1 INCH THICK ASPHALT WEARING COURSE OVER THE ENTIRE SURFACE OF THE NEWLY EXPANDED TRACK SURFACE, AND SURFACES OF HIGH JUMP AREAS AND BROAD JUMP RUNWAY. ENSURE TRACK SURFACE SLOPES UNIFORMLY FROM OUTER EDGE OF TRACK, APPROXIMATELY 3" SLOPE TOWARDS THE INFIELD. REFER TO PAVING SPEC. SECTION 2500.
- AT THE APPROXIMATELY 120'-0" X 14'-0" CONCRETE PADS, ONE EACH ON THE NORTH AND SOUTH SIDES OF THE TRACK INFIELD, THOROUGHLY CLEAN EXISTING SURFACE, INSTALL TACK COAT, AND INSTALL A 1 INCH THICK LAYER OF ASPHALT WEARING COURSE.
- THE EXISTING 6 INCH WIDE CONCRETE CURB ALONG THE INNER EDGE OF THE RUNNING TRACK SHALL REMAIN. TREAT SURFACE WITH WEED KILLER.
- UPON COMPLETION OF ALL OF THE ABOVE STEPS, INSTALL A NEW 3/4" LAYER OF SYNTHETIC RUBBER SURFACE OVER THE RUNNING TRACK, HIGH JUMP AREA, BROAD JUMP RUNWAY, AND BOTH 120'-0" X 14'-0" CONCRETE PADS ON THE NORTH AND SOUTH TRACK INFIELDS. FOLLOW SPECIFICATION SECTION 2540 FOR MATERIALS AND INSTALLATION PROCEDURES.
- INSTALL ALL TRACK 2 INCH WIDE LANE LINES AND OTHER EVENT MARKINGS AS SHOWN AND SPECIFIED. LANES ARE 42 INCHES WIDE TYPICALLY, CENTER LINE TO CENTER LINE.
- IF ALTERNATE BID #GC-1 IS ACCEPTED, REMOVE EXISTING POLE VAULT RUNWAY AND PAD. LEVEL AREA AND RESEED AS PER SPEC. SECTION 2930.
- IF ALTERNATE BID GC-2 IS ACCEPTED, REMOVE EXISTING LONG JUMP PITS AND REPLACE AS DETAILED ON DRAWING A-2.
- AT COMPLETION OF RESURFACING OPERATIONS, REPAIR ALL LAWN AREAS DISTURBED, INCLUDING THE AREAS ADJACENT TO THE EXPANDED RUNNING LANE ON THE WEST AND SOUTH EDGES OF THE RUNNING TRACK. FERTILIZE AND SEED PER SPEC. SECTION 2930 LAWNS AND PLANTING.
- THE TWO EXISTING LIGHT POLES ALONG THE SOUTH EDGE OF THE TRACK WILL BE RELOCATED BY OWNER PRIOR TO START OF THIS PROJECT.
- ALSO, THE OWNER WILL INSTALL NEW PROTECTIVE CHAIN LINK FENCING IMMEDIATELY ADJACENT TO THE NORTH EDGE OF THE BLEACHERS AT THE COMPLETION OF THE TRACK RESURFACING PROJECT.
- SEE SPEC. SECTION 1100 FOR ALTERNATE BIDS.

DRAWING INDEX


- A-1 RUNNING TRACK PLAN & NOTES
- A-2 DETAILS
- C1.0 EXISTING SITE SURVEY

REVISIONS	BY



FINISH TRACK PLAN AND NOTES
CHESTERTON MIDDLE SCHOOL TRACE RENOVATION
CHESTERTON, IN
chesteron, Indiana

gerometta & kinel architects, inc.



DATE	4-24-15
SCALE	AS NOTED
DRAWN	NJK
JOB	1506
SHEET	A-1
OF 3	SHEETS