M/E DESIGN SERVICES
MECHANICAL/ELECTRICAL CONSULTING ENGINEERS
112 1/2 Lincolnway East
Mishawaka, Indiana 46544
(219) 256-1914

REVISIONS	BY

GENERAL ELECTRICAL NOTES

1. THE ELECTRICAL CONTRACTOR SHALL VISIT THE SITE PRIOR TO SUBMITTING A BID AND VERIFY EXISTING CONDITIONS. ADDITIONAL COSTS ASSOCIATED WITH UNANTICIPATED DIFFICULTIES DURING DEMOLITION OR NEW CONSTRUCTION SHALL BE BORNE BY THE CONTRACTOR IF THESE ITEMS COULD HAVE BEEN FORESEEN WITH A THOROUGH INVESTIGATION PRIOR TO SUBMITTING THE BID.
2. PROVIDE TWO (2) 1-1/4" CONDUITS FROM ALL NEW PANELBOARDS TO ABOVE ACCESSIBLE CEILINGS FOR FUTURE BRANCH CIRCUITS.
3. REFER TO DIVISION 14 OF THE SPECIFICATIONS FOR ADDITIONAL WORK BY THE ELECTRICAL CONTRACTOR ASSOCIATED WITH THE ELEVATOR. COORDINATE WITH THE GENERAL CONTRACTOR AND INCLUDE ALL COSTS IN BASE BID.
4. NEW UNIT VENTILATOR CIRCUITS SHALL BE ROUTED WITH HYDRONIC PIPING. COORDINATE EXACT ROUTING WITH ENGINEER IN FIELD.
5. NEW LIGHT SWITCHES AND OUTLETS SHALL BE RECESSED IN NEW WALLS OR EXISTING WALLS WHICH ARE FURRED OUT. DEVICES INSTALLED ON EXISTING WALLS (NOT FURRED OUT) MAY BE SURFACE MOUNTED. REFER TO ARCHITECTURAL PLANS.
6. REFER TO THE MECHANICAL DEMOLITION NOTES FOR MECHANICAL ITEMS TARGETED FOR REMOVAL OR RELOCATION AND PROVIDE ALL ASSOCIATED ELECTRICAL DEMOLITION WORK.
7. THE ELECTRICAL DEMOLITION DRAWINGS INDICATE MOST MAJOR ELECTRICAL ITEMS TO BE REMOVED. ELECTRICAL DEMOLITION DRAWINGS ARE INTENDED TO INDICATE THE GENERAL SCOPE OF WORK REQUIRED AND DO NOT INDICATE EVERY CONDUIT, WIRE, JUNCTION BOX OR OTHER MISCELLANEOUS ELECTRICAL ITEMS THAT MUST BE REMOVED, RELOCATED OR OTHERWISE MODIFIED TO FACILITATE NEW CONSTRUCTION. THE ELECTRICAL CONTRACTOR SHALL REMOVE ALL ELECTRICAL ITEMS WHICH ARE NOT REQUIRED TO REMAIN FOR REUSE.
8. WHERE OTHER TRADES' WORK INVOLVES REMOVAL OF FLOORS, WALLS, PARTITIONS, CEILINGS, ETC., THIS CONTRACTOR SHALL PROVIDE ALL ASSOCIATED ELECTRICAL DEMOLITION WORK. REVIEW ARCHITECTURAL PLANS AND INCLUDE ALL COSTS IN BASE BID FOR ALL RELATED ELECTRICAL DEMOLITION WORK.
9. WHERE RECEPTACLES, LIGHTS, SWITCHES, ETC. ARE TARGETED FOR REMOVAL, THIS CONTRACTOR SHALL ALSO REMOVE ALL ASSOCIATED MISCELLANEOUS ELECTRICAL ITEMS, MOUNTING BRACKETS, CONDUIT AND WIRE BACK TO PANELBOARD SERVING THE DEVICE UNLESS OTHERWISE REQUIRED.

GENERAL NOTES MECHANICAL

1. THE SUBMISSION OF A PROPOSAL WILL BE CONSTRUED AS EVIDENCE THAT THE CONTRACTOR HAS FAMILIARIZED HIMSELF WITH THE PLANS AND BUILDING SITE. CLAIMS MADE SUBSEQUENT TO THE PROPOSAL FOR MATERIALS AND LABOR BECAUSE OF DIFFICULTIES ENCOUNTERED WILL NOT BE RECOGNIZED IF THEY COULD HAVE BEEN FORESEEN HAD PROPER EXAMINATION BEEN MADE.
2. DRAWINGS ARE DIAGRAMMATIC AND GENERALLY INDICATIVE OF THE WORK. PIPING AND SYSTEMS SHALL FOLLOW ARRANGEMENT AS MUCH AS POSSIBLE, HOWEVER ACTUAL FIELD CONDITIONS SHALL DICTATE. PROVIDE NECESSARY MODIFICATIONS TO MEET FIELD CONDITIONS AND AVOID CONFLICT WITH OTHER TRADES. IF RESOLUTION CANNOT BE REACHED WITHOUT COMPROMISING THE DESIGN THESE CONFLICTS SHALL BE PRESENTED IN WRITING TO THE ENGINEER/ARCHITECT FOR RESOLUTION. IN CONFLICT AREAS, COMPLETE ONLY WORK NOT EFFECTED BY THE CONFLICT PRIOR TO RESOLUTION. OTHER ITEMS COMPLETED IN THESE AREAS ARE SOLELY AT THE CONTRACTORS RISK AND COST OF RESULTING CHANGES WILL BE BORN BY SAID CONTRACTOR. IN ADDITION, THE DRAWINGS DO NOT SHOW ALL VALVES, FITTINGS, APPURTENANCES, DUCT TRANSITIONS, ACCESS PANELS, ELEVATION CHANGES, AND VARIOUS OTHER ITEMS CALLED FOR BY THE DRAWINGS AND SPECIFICATIONS. WHERE REQUIRED, THESE ITEMS SHALL BE PROVIDED WITHOUT ADDITIONAL COST FOR A COMPLETE AND OPERATING SYSTEM.
3. THE CONTRACTOR SHALL ASSUME RESPONSIBILITY FOR PROTECTION OF ALL EXISTING UTILITIES DURING CONSTRUCTION. ALL COSTS FOR LOCATING, REMOVING, REPLACING, OR RELOCATING THESE UTILITIES SHALL BE INCIDENTAL TO CONSTRUCTION. ALL UTILITIES DAMAGED DURING CONSTRUCTION SHALL BE REPAIRED WITH LIKE MATERIAL AT NO ADDITIONAL COST TO THE OWNER.
4. MAINTAIN SAFE AND ORDERLY JOB CONDITIONS. PROTECT ALL AREAS. BARRICADE AND SEAL WORK AREAS FROM OCCUPIED AREAS TO PREVENT INJURIES, SPREAD OF DUST AND DIRT AND UNAUTHORIZED ACCESS. PROVIDE FIRE EXTINGUISHERS IN THE WORK AREA. PROVIDE LIGHTING AND SIGNAGE AS REQUIRED.
5. ALL PLUMBING AND HEATING WORK AND MATERIALS SHALL BE INSTALLED IN ACCORDANCE WITH ALL APPLICABLE ORDINANCES AND REGULATIONS HAVING JURISDICTION. CONTRACTOR SHALL OBTAIN ALL APPROVALS REQUIRED FROM REGULATING AGENCIES BEFORE STARTING WORK.
6. COORDINATE SHUT-DOWN OF MAIN SERVICES WITH OWNER (I.E. COLD WATER, HYDRONIC HOT WATER, ETC.). SHUT-DOWN OF THE HYDRONIC HOT WATER SYSTEM SHALL BE MINIMIZED. THE SYSTEM SHALL BE CAPPED OFF IN THE PARTICULAR WORK AREA TEMPORARILY, IN ORDER TO REACTIVATE THE SYSTEM BEFORE THE END OF THE WORKDAY, IF THE WORK CAN NOT BE COMPLETED IN ONE DAY.
7. COORDINATE ROUTING OF PIPING, DUCTWORK, ETC. PRIOR TO STARTING INSTALLATION.
8. MECHANICAL TRADE SHALL COORDINATE ROOF AND WALL FLASHING WITH GENERAL TRADE.
9. MECHANICAL CONTRACTOR SHALL PROVIDE ALL CUTTING AND/OR PATCHING OF EXISTING WALLS, CEILING AND FLOORS AS REQUIRED FOR NEW AND/OR DEMOLITION WORK. EXCEPT WHERE STRUCTURAL SUPPORT IS REQUIRED.
10. MECHANICAL CONTRACTOR SHALL PROVIDE ALL CUTTING AND PATCHING OF CONCRETE SLAB FLOORS AS REQUIRED FOR INSTALLATION OF NEW SANITARY LINES. FINISH OF PATCHED FLOOR SHALL MATCH EXISTING IN LIKE NEW CONDITION.
11. MECHANICAL CONTRACTOR SHALL PROVIDE ALL CUTTING, PATCHING, REMOVAL AND REPLACEMENT OF EXISTING CABINETRY WORK (BOTH WOOD AND STEEL) FOR INSTALLATION OF NEW UNIT VENTILATORS, CABINET HEATERS, ETC.
12. MECHANICAL CONTRACTOR SHALL REMOVE AND REPLACE ALL CEILINGS AND LIGHTS AS REQUIRED IN EXISTING AREAS FOR INSTALLATION OF NEW PIPING. EXISTING PIPE CHASES AT END OF WALLS SHALL BE EXPANDED AS REQUIRED FOR INSTALLATION OF NEW CHILLED WATER PIPES. COORDINATE DETAIL WITH ARCHITECT / ENGINEER.
13. CONNECTIONS TO EQUIPMENT SHALL CONFORM TO MANUFACTURER'S SPECIFICATIONS.
15. ALL HANGER SYSTEMS FOR PIPING AND EQUIPMENT SHALL BE SECURED TO BUILDING STRUCTURAL SYSTEM.
16. VERIFY VOLTAGE AND PHASE CHARACTERISTICS OF THE ELECTRICAL SERVICE AND COORDINATE WITH MECHANICAL EQUIPMENT AS REQUIRED.
17. FIELD VERIFY EXISTING FRAMING, CEILING CEILING HEIGHTS, ETC. BEFORE ORDERING OR FABRICATING DUCTWORK OR PIPING.
18. MOUNTING HEIGHT SHOWN FOR GRILLES, REGISTERS, DIFFUSERS, LOUVERS, ETC., INDICATE HEIGHT FROM FINISHED FLOOR TO BOTTOM OF WALL OPENING UNLESS OTHERWISE NOTED.
19. ALL SUPPLY RETURN, OUTSIDE AND TRANSFER AIR DUCTS AND PLENUMS SHALL BE LINED WITH 1" THICK INSULATION. REFER TO SPECIFICATIONS. DUCT SIZES INDICATED ALLOW FOR DUCT LINING AND THEREFORE, DO NOT NEED TO BE INCREASED IN SIZE.
20. INSULATE HOT WATER AND WASTE PIPE BELOW HANDICAPPED LAVS IN ACCORDANCE WITH INDIANA HANDICAPPED CODE REQUIREMENTS.
21. PROVIDE SHOCK ABSORBERS FOR EACH SINGLE MOUNTED WATER CLOSET AND EACH WATER CLOSET GROUP. INSTALL ON COLD WATER BEFORE EACH SINGLE UNIT OR ON COLD WATER BEFORE FIRST UNIT OF EACH GROUP.
22. ALL SANITARY SEWERS WITHIN BUILDING SHALL HAVE A MINIMUM PITCH OF 1/8" INCH PER FOOT OR AS INDICATED.
23. ALL VENTS EXTENDING THROUGH ROOF SHALL TERMINATE AT LEAST (12) TWELVE FEET FROM ANY EXHAUSTER, GRAVITY RELIEF HOOD, OR OUTSIDE AIR INTAKE. IF THIS IS IMPOSSIBLE, VENTS SHALL BE EXTENDED AT LEAST THREE (3) FEET ABOVE LIP OF GRAVITY RELIEF/HOOD AND/OR EXHAUSTER.
24. LOCATE ALL CLEANOUTS AND SHUT-OFF VALVES IN ACCESSIBLE LOCATIONS. WHERE THESE ITEMS MUST BE LOCATED IN PLASTER CEILINGS OR WALLS, PROVIDE 14" X 14" STAINLESS STEEL ACCESS PANELS WITH LOCKING COVER. MILCOR OR EQUAL.
25. CONTRACTOR SHALL VERIFY DEPTH, SIZE, AND LOCATION OF ALL EXISTING UTILITIES IN FIELD BEFORE STARTING WORK.
26. MECHANICAL CONTRACTOR SHALL PROVIDE NEW PIPE COVERS FOR EXPOSED PIPING FROM WALL TO NEW MECHANICAL UNITS.
27. MECHANICAL CONTRACTOR TO REWORK EXISTING FIN RADIATION AS REQUIRED FOR INSTALLATION OF NEW MECHANICAL UNITS AND NEW WALLS.

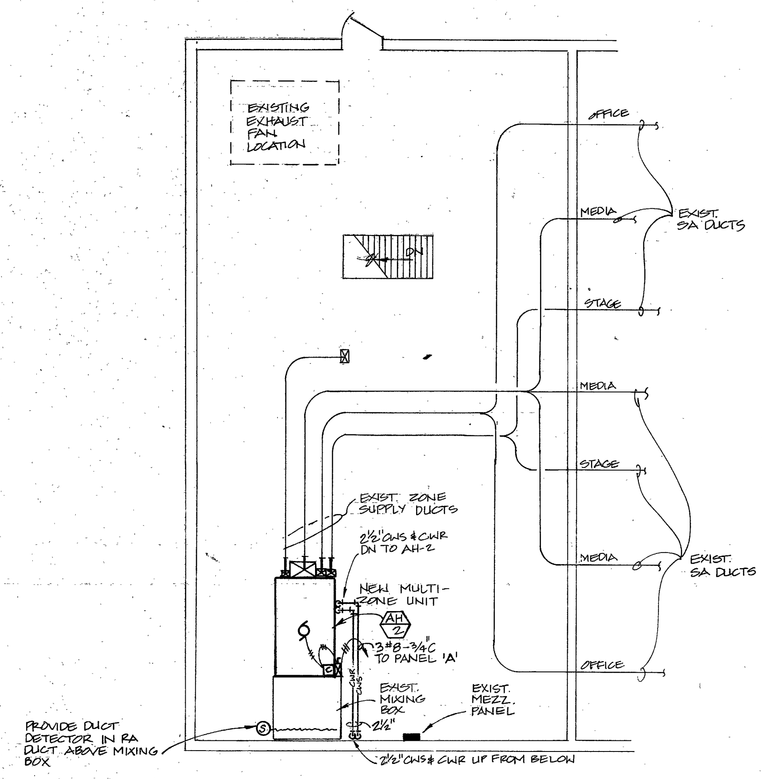

MEZZANINE PLAN
1/8"=1'-0

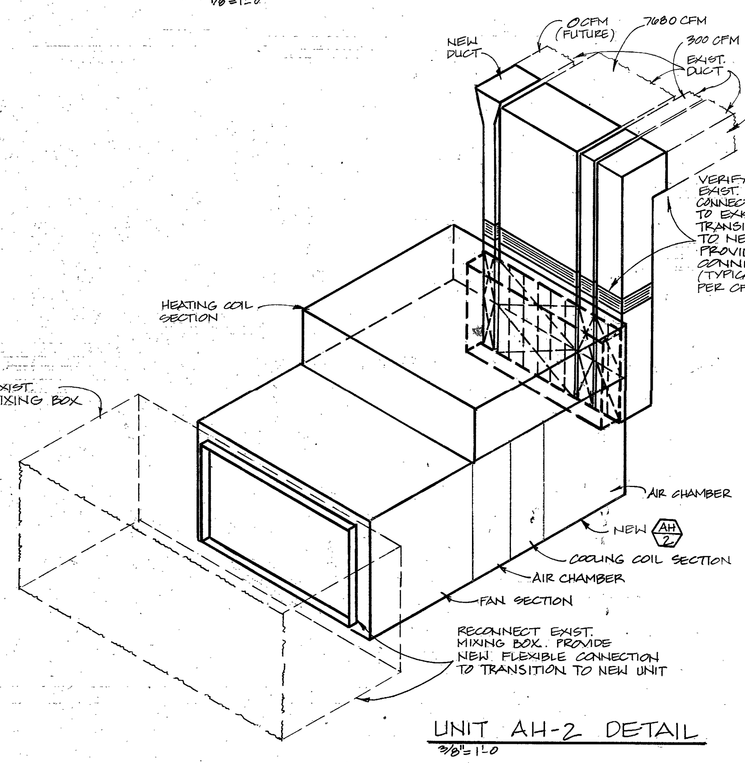

UNIT AH-2 DETAIL
3/8"=1'-0

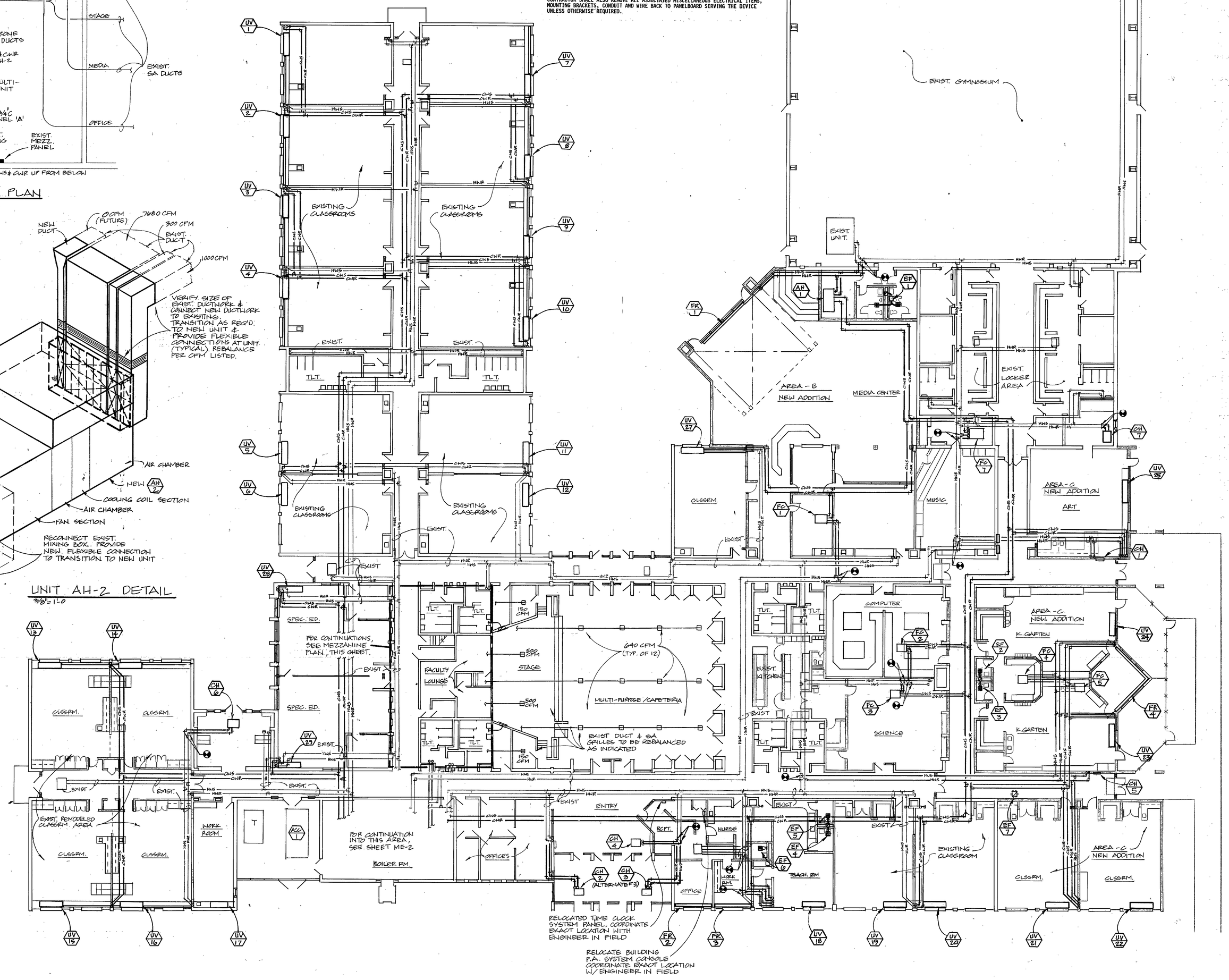

N

MECH. / ELECT. UNIT LOCATION PLAN
1/16"=1'-0

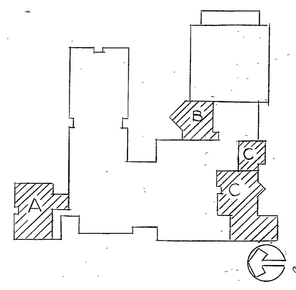

MECH. / ELEC. UNIT LOCATION PLAN
1994 BUILDING ADDITIONS & RENOVATION PROJECTS
DUNELAND SCHOOL CORPORATION
CHESTERTON, INDIANA
gerometta & kinel architects, inc.
chesterton, indiana

DATE	3-17-94
SCALE	AS SHOWN
DRAWN	KSK
JOB	9315
SHEET	ME-1
OF 41 SHEETS	

24

STOCKDRAFTING FORM NO. 101-96