L E G E N D
(Applies To All Floor Plan Drawings)

- Concrete Block unit masonry thickness as noted.
- Face Brick, nominal 4 thickness.
- Metal Wall Studs @ 16" c.c. typical, nominal 6" thickness (5/8" type 'X' drywall ea. side typ. unless noted otherwise).
- 5/8" drywall laminated to conc. block.
- Existing wall construction.
- Existing building construction to be removed (or openings to be cut thru exist. wall).

N O T E S

1. Dimensions shown are to face of masonry, to face of metal studs, or to center line of struct. steel typical.
2. Carry masonry and metal stud partition walls to minimum of 8" above finish ceiling typ., except where shown otherwise (i.e. @ corridor walls, classroom separation walls, kitchen prep. walls, etc. which are to extend full ht. to bottom of roof deck.
3. See Electrical Lighting Plan Drawings for reflected ceiling plans.
4. All corridors are to be one-hour fire rated typical.
5. Contractors shall visit site and verify all exist. conditions and dimensions and shall report any discrepancies to the Architect/Engineer before proceding with demolition or new construction. Any exist. construction that is removed, damaged, disturbed or altered during demolition/construction work shall be patched, repaired or altered with materials that match exist. adjacent materials, in texture, design & finish, unless otherwise noted or specified.

SCHEDULES FOUND IN SPECIFICATIONS

-DOORS & FRAMES	SECT. 08002
-FINISH HARDWARE	SECT. 08710
-ROOM FINISH	SECT. 09003
-CHALK & TACK BOARDS	SECT. 10100
-TOILET ACCESSORIES	SECT. 10800

ABBREVIATIONS

-EWC ELECTRIC WATER COOLER	-T.B. TACK BOARD
-DF DRINKING FOUNTAIN	-C.B. CHALK BOARD
-FE FIRE EXTINGUISHER	

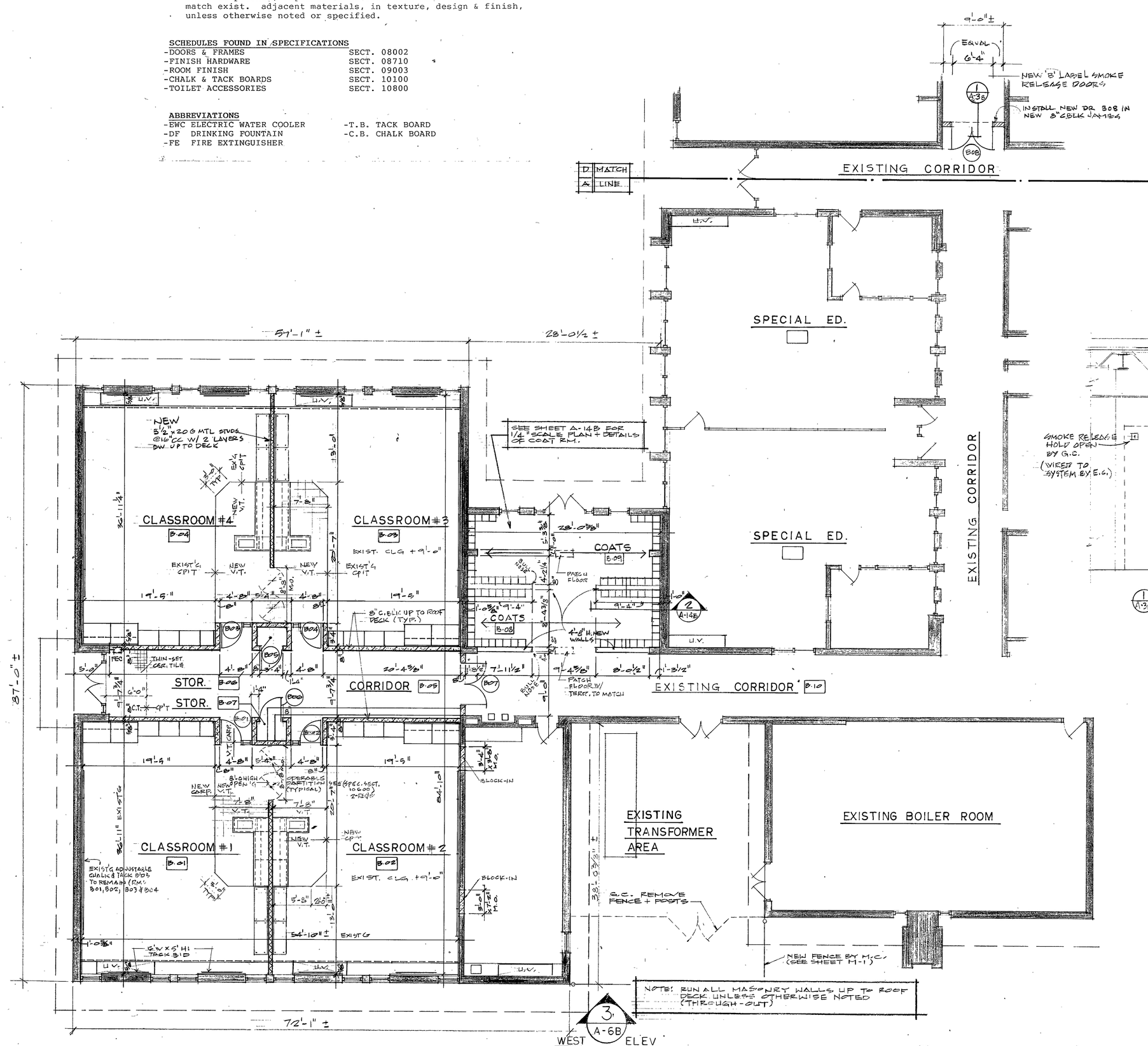

CONSTRUCTION FLOOR PLAN * UNIT "A"

SCALE: 1/8" = 1'-0"

* (INTERIOR REMODELING ONLY)

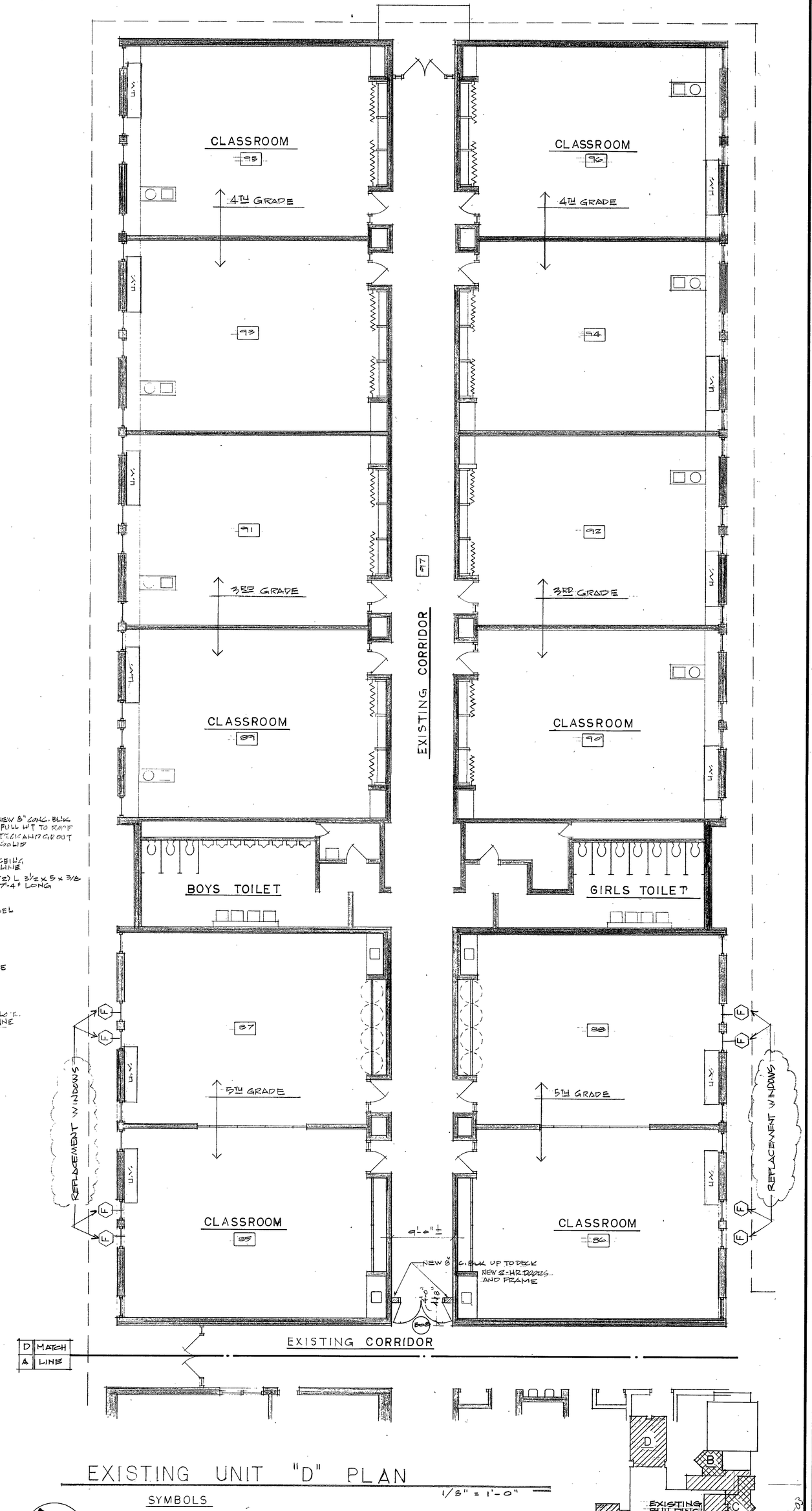

EXISTING UNIT "D" PLAN

1/8" = 1'-0"

SYMBOLS
- = EXISTING WALL
- = FACE BRICK
- = CONC. BLOCK

REMODEL NEW

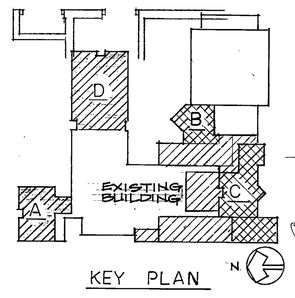

KEY PLAN

NORTH

REVISIONS	BY

CONSTRUCTION FLOOR PLAN UNIT "A", & "D"

1994 BUILDING ADDITIONS & RENOVATION PROJECTS

DUNELAND SCHOOL CORPORATION
CHESTERTON, INDIANA

gerometta & kinel architects, inc.

DATE	5-17-94
SCALE	1/8" = 1'-0"
DRAWN	HIL
JOB	9316
SHEET	A-3B
OF SHEETS	

STOCKDRAFTING FORM NO. 101-96