SOIL CHARACTERISTICS

TEST HOLE NO.	1	2	3	4	5	6	7
	644.49	643.34	643.86	645.49	645.61	643.90	643.61
	TOPSOIL	TOPSOIL	TOPSOIL	DARK BROWN SAND FAIRLY DRY	DARK BROWN CLAYEY SAND DRY	SANDY CLAY	SANDY CLAY
	BROWN CLAY SOFT DRY	DARK BROWN SANDY CLAY FAIRLY SOLID	DARK BROWN SANDY CLAY FAIRLY SOLID	LIGHT BROWN SAND FAIRLY DRY	LIGHT BROWN SAND FAIRLY DRY TO MOIST SOME CLAY	LIGHT BROWN SAND FAIRLY DRY TO MOIST	LIGHT BROWN SAND SOME CLAY FAIRLY DRY TO MOIST
	LIGHT BROWN SAND FAIRLY DRY	RED-BROWN SAND DRY	BROWN SAND FAIRLY DRY	BROWN SAND MOIST			
		RED-BROWN SAND MOIST					
645							
640							
635							
630							

NO WATER 4 HOURS AFTER DRILLING 4-28-67

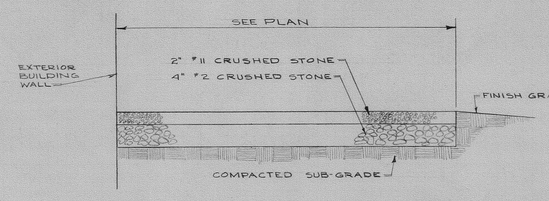

SECTION 'A-13' CRUSHED STONE PAVING

SCALE: 1" = 1'-0"

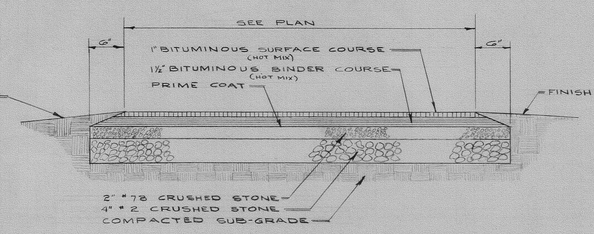

SECTION 'B-13' BITUMINOUS PAVING

SCALE: 1" = 1'-0"

NOTES: BEVELLED EDGES SHOWN OCCUR AT JOININGS OF NEW PAVINGS TO GRADED AREAS ONLY. OMIT SUCH BEVELLED EDGES ADJACENT TO WALLS, SLABS OR EXISTING PAVINGS.
PATCHED AND REPAIRED AREAS SHALL JOIN TO EXISTING PAVINGS IN FULL SECTION, WITH NO FEATHERED EDGES AT ANY POINT OF JOINING.
STONE BASE COURSES SHALL BE NO LESS THAN AS INDICATED UNDER ANY CONDITION REQUIRING EITHER NEW PAVING, OR PATCHING AND REPAIRING.

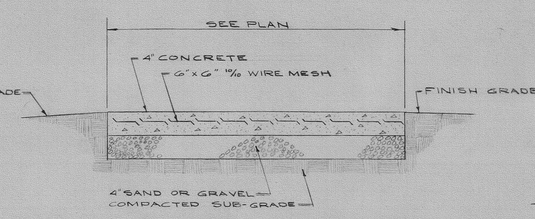

SECTION 'C-13' CONCRETE WALKWAY

SCALE: 1" = 1'-0"

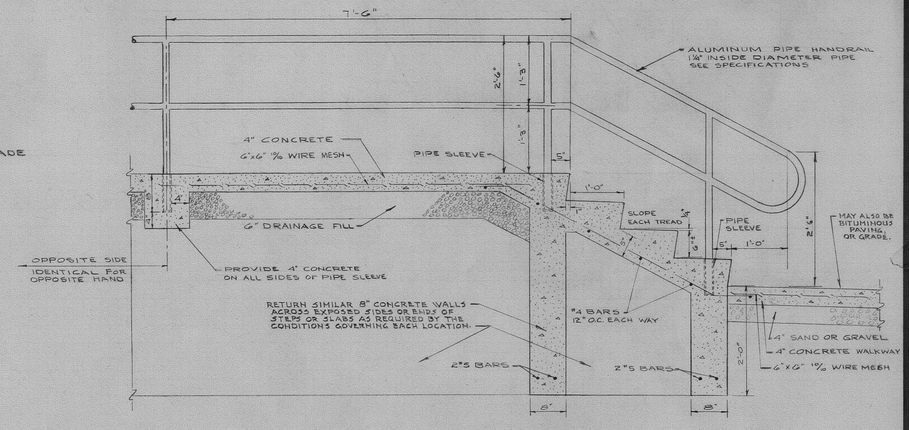

SECTION 'D-13' EXTERIOR STEP & RAIL DETAIL

SCALE: ¾" = 1'-0"

EACH SET TO BE COMPRISED OF EQUAL RISERS AND EQUAL TREADS IN ACCORDANCE WITH SCHEDULE BELOW.

SCHEDULE of EXTERIOR CONCRETE STEPS								
STEP SET NUMBER	LOCATION	DIVISION NUMBER	NUMBER OF RISERS	TREAD WIDTH	ELEVATIONS TOP OF LANDING	ELEVATIONS TOP OF STEPS	RAILS	SECTION
1-A	HIGH SCHOOL, SOUTH	9	4	1'-0"	103.37	101.50	NONE	3/1
2-A	HIGH SCHOOL, SOUTH	9	4	1'-0"	103.35	101.60	NONE	3/1
3	DELETED							
4	HIGH SCHOOL, WEST	9	2 MATCH	ADJACENT	103.40	102.60	NONE	3/2
5	CENTRAL, NORTH	5	2	1'-0"	104.86	103.31	YES	D-13
6	CENTRAL, SOUTH	5	4	1'-0"	104.83	102.53	YES	D-13

ALL EXTERIOR STEPS IN ABOVE SCHEDULE ARE TO BE INCLUDED IN THE BASE BID FOR EACH DIVISION LISTED.

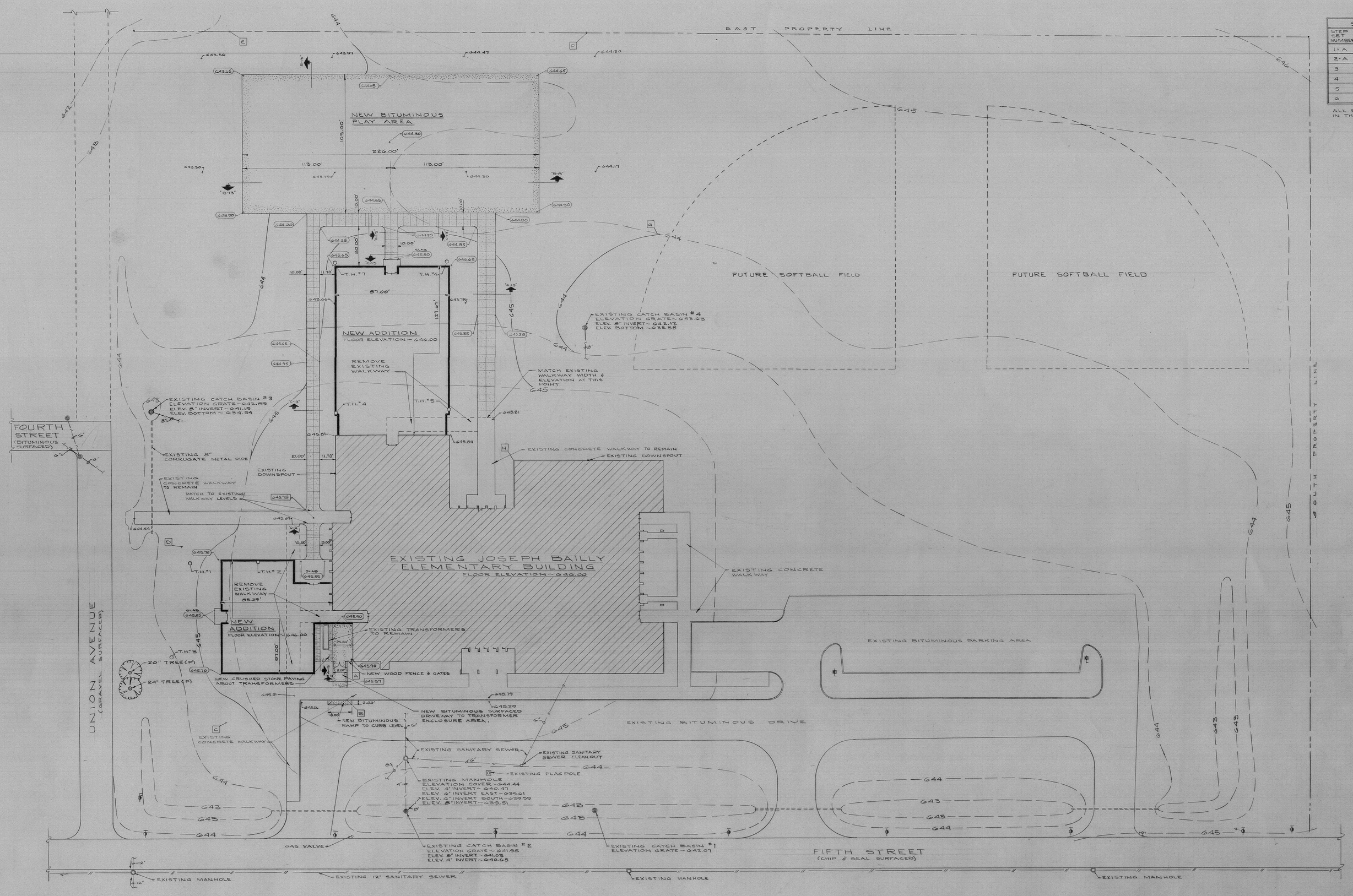

PLOT PLAN

SCALE: 1" = 30'-0"

N

GENERAL NOTES

1. ALL EXTERIOR WORK SHOWN ON THIS SHEET IS IN ALTERNATE G-1 TO DIVISION NO. 1 UNLESS OTHERWISE NOTED.

2. GRADING:
   (a) FINISH GRADE READY FOR SEED, THE AREA BOUNDED BY A B C D E F G H I J A. NO SEEDING IS INCLUDED IN THIS CONTRACT.
   (b) IT IS THE INTENT THAT NEW GRADES REQUIRED TO MEET THE FINISH ELEVATIONS SHOWN SHALL BE BLENDED INTO THE EXISTING GRADES IN SUCH MANNER AS TO MAINTAIN THE EXISTING GRADING AND SURFACE DRAINAGE SYSTEM IN SO FAR AS THE NEW CONSTRUCTION WILL ALLOW.
   (c) GRADE BETWEEN FINISH ELEVATIONS SHOWN, FINISH CONTOURS SHOWN, AND THOSE EXISTING GRADES, OR PAVINGS, WHICH ARE TO REMAIN UNDISTURBED IN SMOOTH PARABOLIC CURVES.
   (d) IN ADDITION TO 2(a)(b)&(c) ABOVE, ANY AND ALL AREAS DISTURBED IN ANY WAY BY CONSTRUCTION UNDER THIS CONTRACT SHALL BE RESTORED TO ORIGINAL CONDITION UPON COMPLETION.
   (e) THE CONTRACTOR FOR ALTERNATE G-1 TO DIVISION NO. 1 SHALL ALSO REGRADE THE EXISTING DITCHES ALONG THE EAST SIDE OF FIFTH STREET AND ALONG THE SOUTH SIDE OR UNION AVENUE. THIS REGRADING SHALL BE ACCOMPLISHED AFTER INSTALLATION OF THE NEW STORM SEWER TO BE INSTALLED UNDER ALTERNATE M-1 TO DIVISION NO. 1. SEE SHEET M-11 FOR DETAILS OF THIS NEW STORM SEWER, INCLUDING GRATE ELEVATIONS OF NEW STORM MANHOLES "A", "B" & "C". THE INVERT ELEVATIONS OF CONNECTIONS FROM EXISTING CATCH BASINS TO THE NEW STORM SEWER ARE ALSO SHOWN ON SHEET M-11. GRADING SHALL BE ACCOMPLISHED TO PROVIDE PROPER DRAINAGE INTO EXISTING CATCH BASINS AND GRATES OF NEW MANHOLES. THE PROVISIONS OF SUB-PARAGRAPHS 2(a),(b),(c) & (d) ABOVE APPLY ALSO TO THIS GRADING.

LEGEND

- EXISTING CONTOUR — 644
- FINISH CONTOUR — 645
- EXISTING ELEVATION — 645.50
- INTERPOLATED ELEVATION — 644.95
- FINISH ELEVATION — 644.80
- EXISTING BUILDING
- NEW ADDITION
- NEW CONCRETE WALKWAY
- NEW BITUMINOUS PAVING
- NEW CRUSHED STONE
- SECTION CUT (THRU LAST ABOVE) — 3/1
- NEW WOOD FENCE, WITH GATE
- MANHOLE
- CATCH BASIN
- POWER POLE
- TELEPHONE POLE, WITH GUY
- TREE TO BE PRESERVED — 20" TREE (P)
- TEST HOLE LOCATION — T.H. #2
- GRADING LIMIT DESIGNATOR — A
- PROPERTY LINE

EVERETT I. BROWN COMPANY — ARCHITECTS & ENGINEERS
5500 BRADBURY AVENUE — PARK FLETCHER
INDIANAPOLIS INDIANA

ADDITION TO BAILLY ELEMENTARY SCHOOL