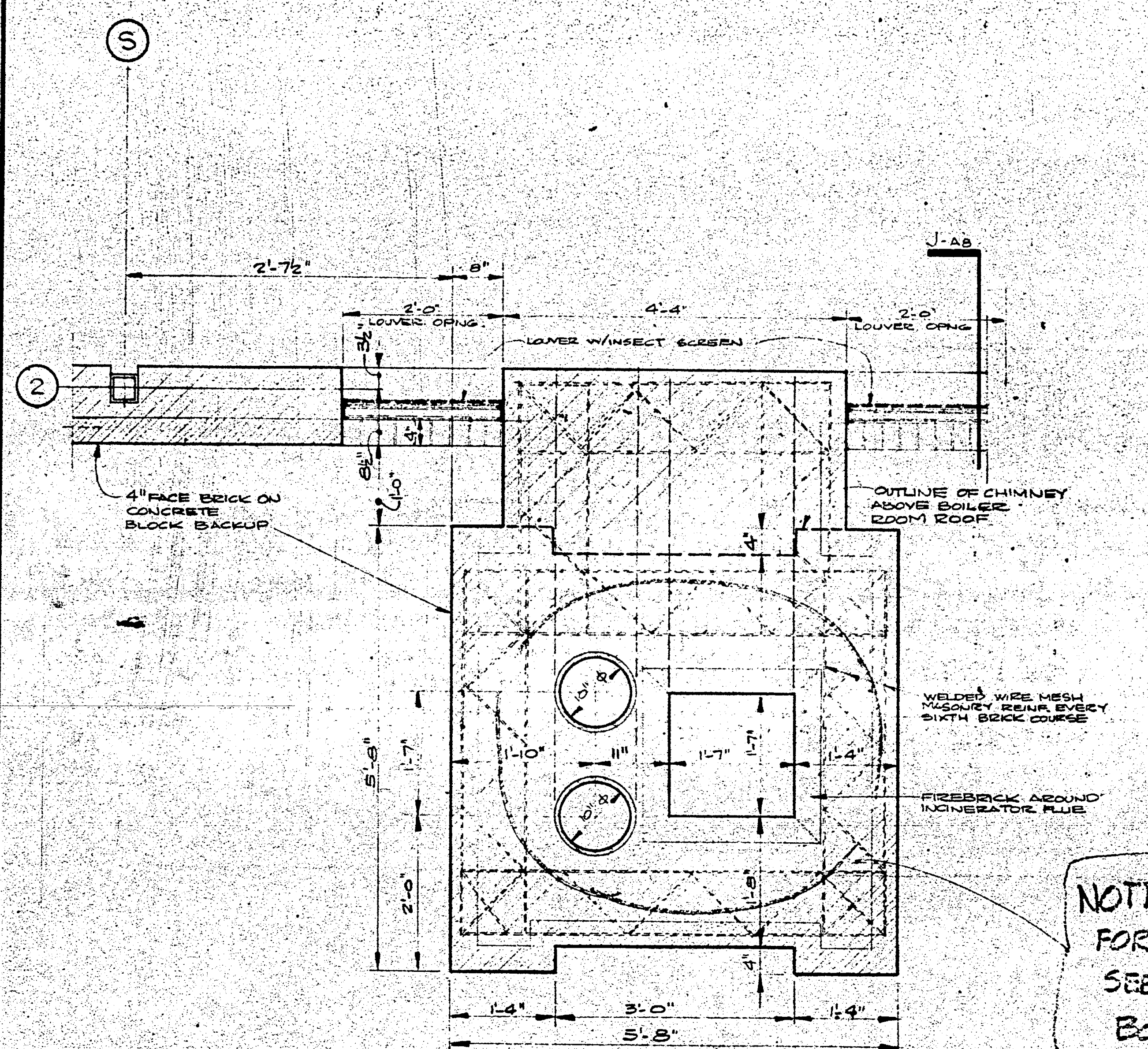
S
2
2'-7½"
8"
2'-0" LOUVER OPNG.
4'-4"
2'-0" LOUVER OPNG.
J-A8
LOUVER W/INSECT SCREEN
3½"
8½"
1'-0"
4"
4" FACE BRICK ON CONCRETE BLOCK BACKUP
OUTLINE OF CHIMNEY ABOVE BOILER ROOM ROOF
WELDED WIRE MESH MASONRY REINF. EVERY SIXTH BRICK COURSE
FIREBRICK AROUND INCINERATOR FLUE
10" ø
1'-10"
11"
1'-7"
1'-4"
1'-8"
5'-8"
2'-0"
1'-4"
3'-0"
1'-4"
5'-8"

A CHIMNEY PLAN

SCALE: ¾" = 1'-0"

NOTE!
FOR FLUE ARRANGEMENT
SEE SHOP DRAWINGS
BORG, INC. HS 177A

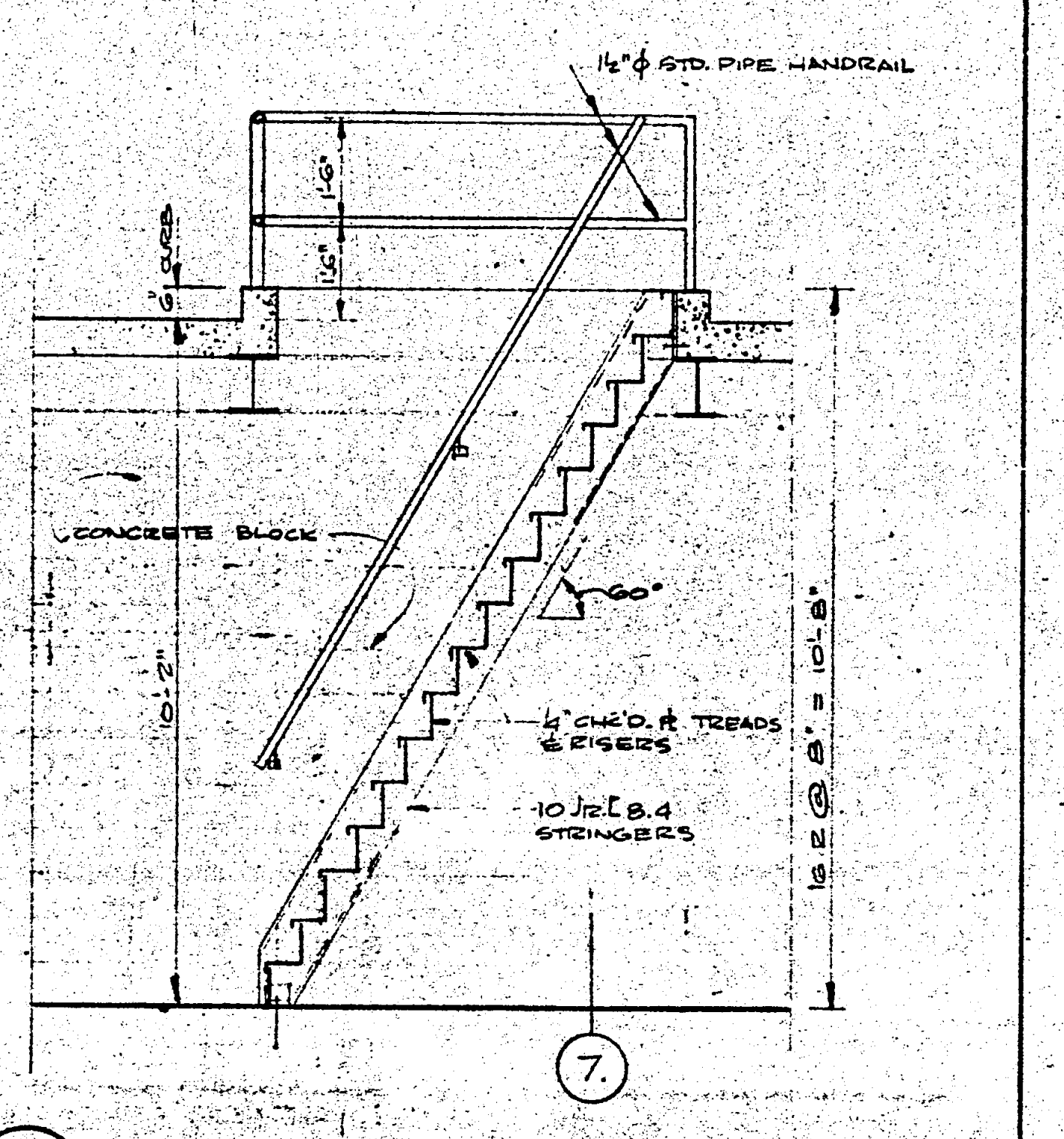
1½" ø STD. PIPE HANDRAIL
6" CURB
1'-6"
1'-6"
CONCRETE BLOCK
60°
¼" CHK'D. PL TREADS & RISERS
10 JR. [8.4 STRINGERS
10'-2"
16 R @ 8" = 10'-8"
7.

B SHIPS LADDER

SCALE: ⅜" = 1'-0"

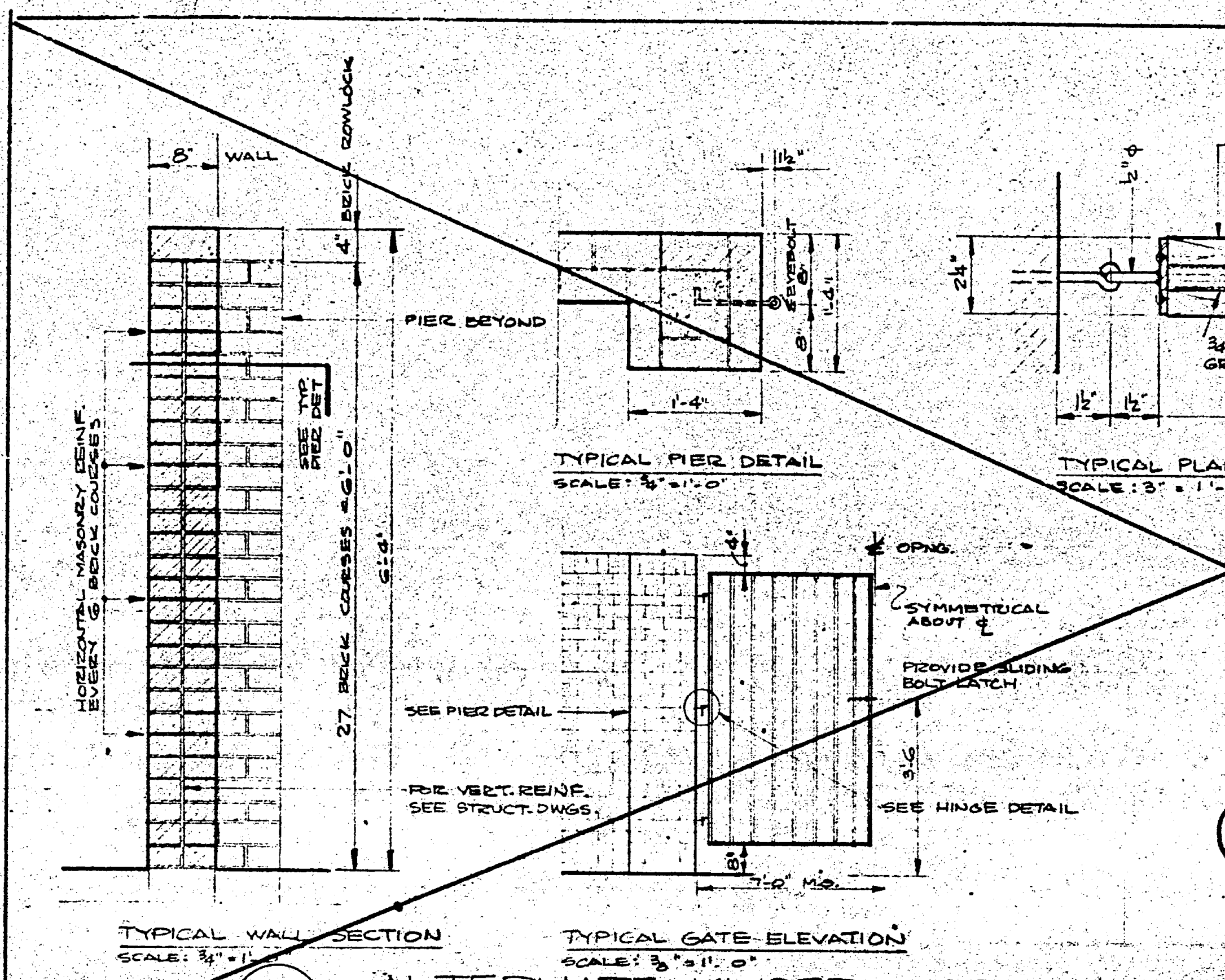
8"
WALL
4" BRICK ROWLOCK
HORIZONTAL MASONRY REINF. EVERY 6 BRICK COURSES
SEE TYP. PIER DET.
27 BRICK COURSES = 6'-0"
6'-4"
PIER BEYOND
SEE PIER DETAIL
FOR VERT. REINF. SEE STRUCT. DWGS.
TYPICAL WALL SECTION
SCALE: ¾" = 1'-0"
1½"
EYEBOLT
8"
1'-4"
TYPICAL PIER DETAIL
SCALE: ¾" = 1'-0"
℄ OPNG.
SYMMETRICAL ABOUT ℄
PROVIDE SLIDING BOLT LATCH
SEE HINGE DETAIL
3'-6"
8"
7'-0" M.O.
TYPICAL GATE ELEVATION
SCALE: ⅜" = 1'-0"
FINISH WD. 1 x 4's
½" ø
7/16" ±
2¼"
¼" STRAP (4 SIDES)
¾" EXTERIOR GRADE PLYWOOD
1½"
1½"
3'-2¾"
½" CL.
TYPICAL PLAN SECTION OF GATE
SCALE: 3" = 1'-0"
OMIT

C ALTERNATE KINDERGARTEN WALL

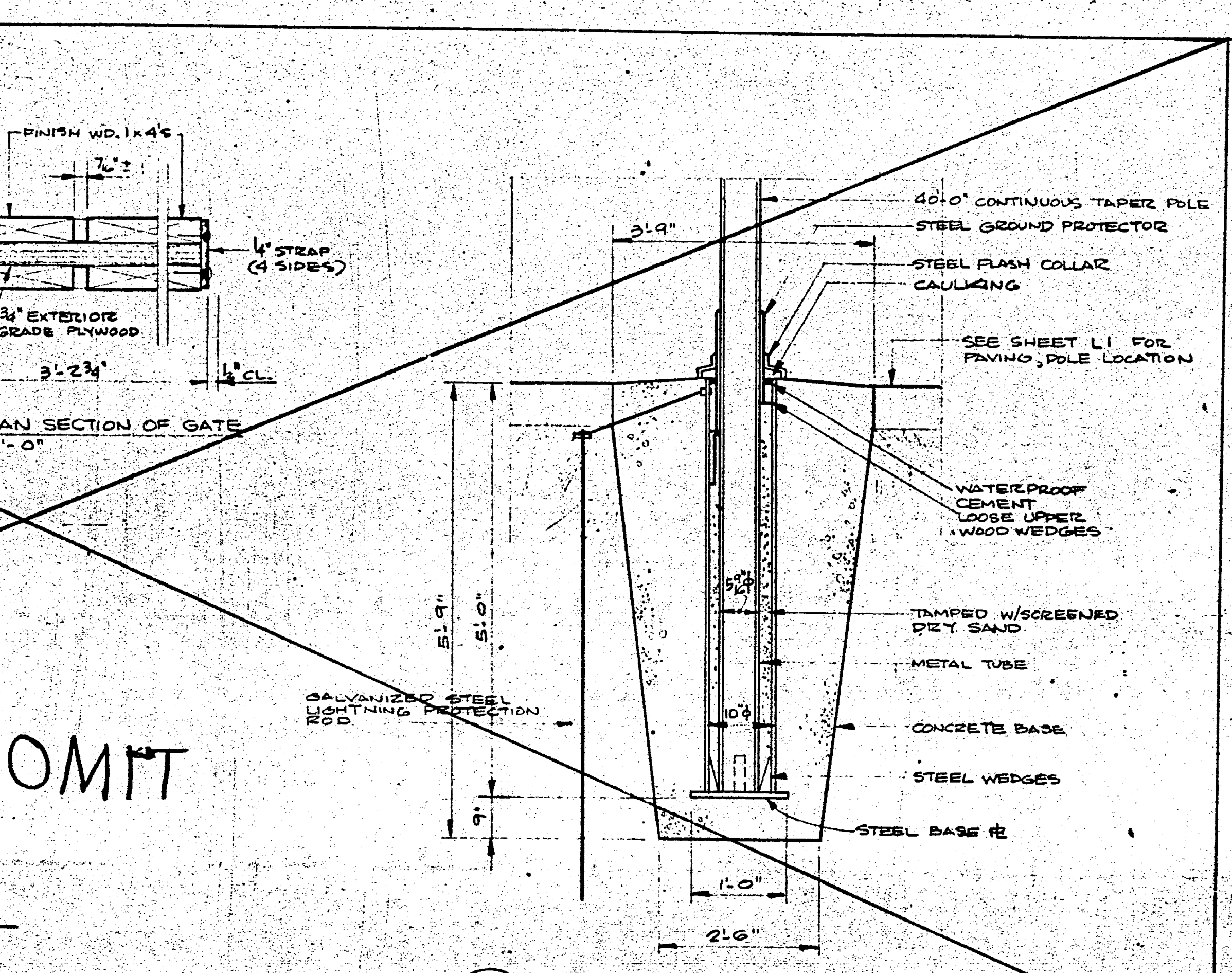
40'-0" CONTINUOUS TAPER POLE
STEEL GROUND PROTECTOR
STEEL FLASH COLLAR
CAULKING
SEE SHEET L1 FOR PAVING, POLE LOCATION
WATERPROOF CEMENT LOOSE UPPER WOOD WEDGES
TAMPED W/SCREENED DRY SAND
METAL TUBE
CONCRETE BASE
STEEL WEDGES
STEEL BASE PL
GALVANIZED STEEL LIGHTNING PROTECTION ROD
3'-9"
5'-9"
5'-0"
9"
5⅝" ø
10" ø
1'-0"
2'-6"

D FLAGPOLE BASE DETAIL

NOT TO SCALE

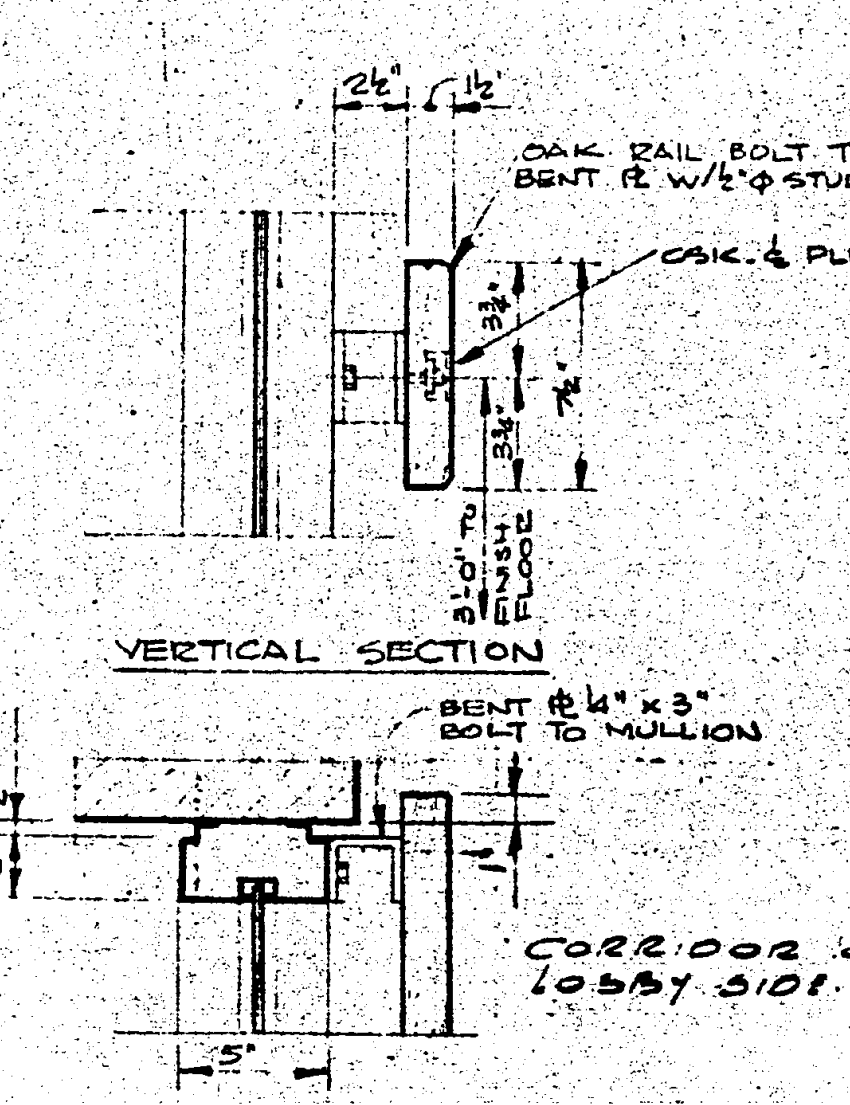
2½"
1½"
OAK RAIL BOLT TO BENT PL W/½" ø STUDS
CSK. & PLUG
3¾"
7½"
3'-0" TO FINISH FLOOR
VERTICAL SECTION
BENT PL ¼" x 3" BOLT TO MULLION
2"
½"
1"
5"
CORRIDOR OR LOBBY S101
HORIZONTAL SECTION @ PIER
CONTINUOUS RAIL SIMILAR

E WOOD RAIL DETAILS

SCALE: 1½" = 1'-0"

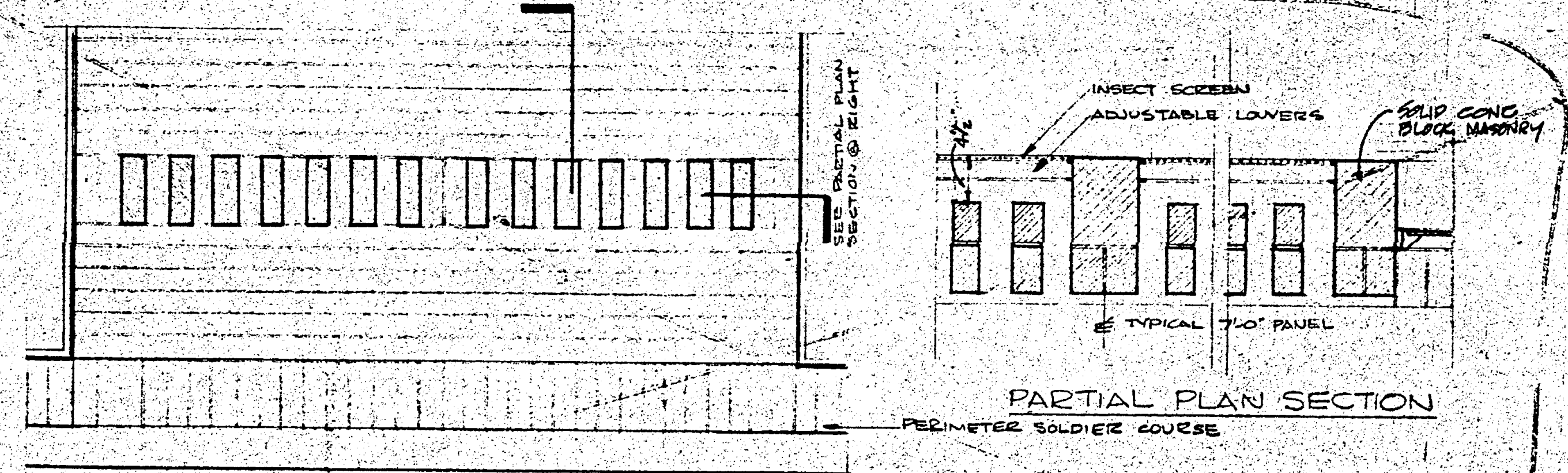
4-A5
SEE PARTIAL PLAN SECTION @ RIGHT
PERIMETER SOLDIER COURSE
4½"
INSECT SCREEN
ADJUSTABLE LOUVERS
SOLID CONC. BLOCK MASONRY
℄ TYPICAL 7'-0" PANEL
PARTIAL PLAN SECTION

PARTIAL ELEVATION

F UNIT VENTILATOR LOUVER & VENT

SUPERCEDED SEE CSA-1 OF 11-18-65

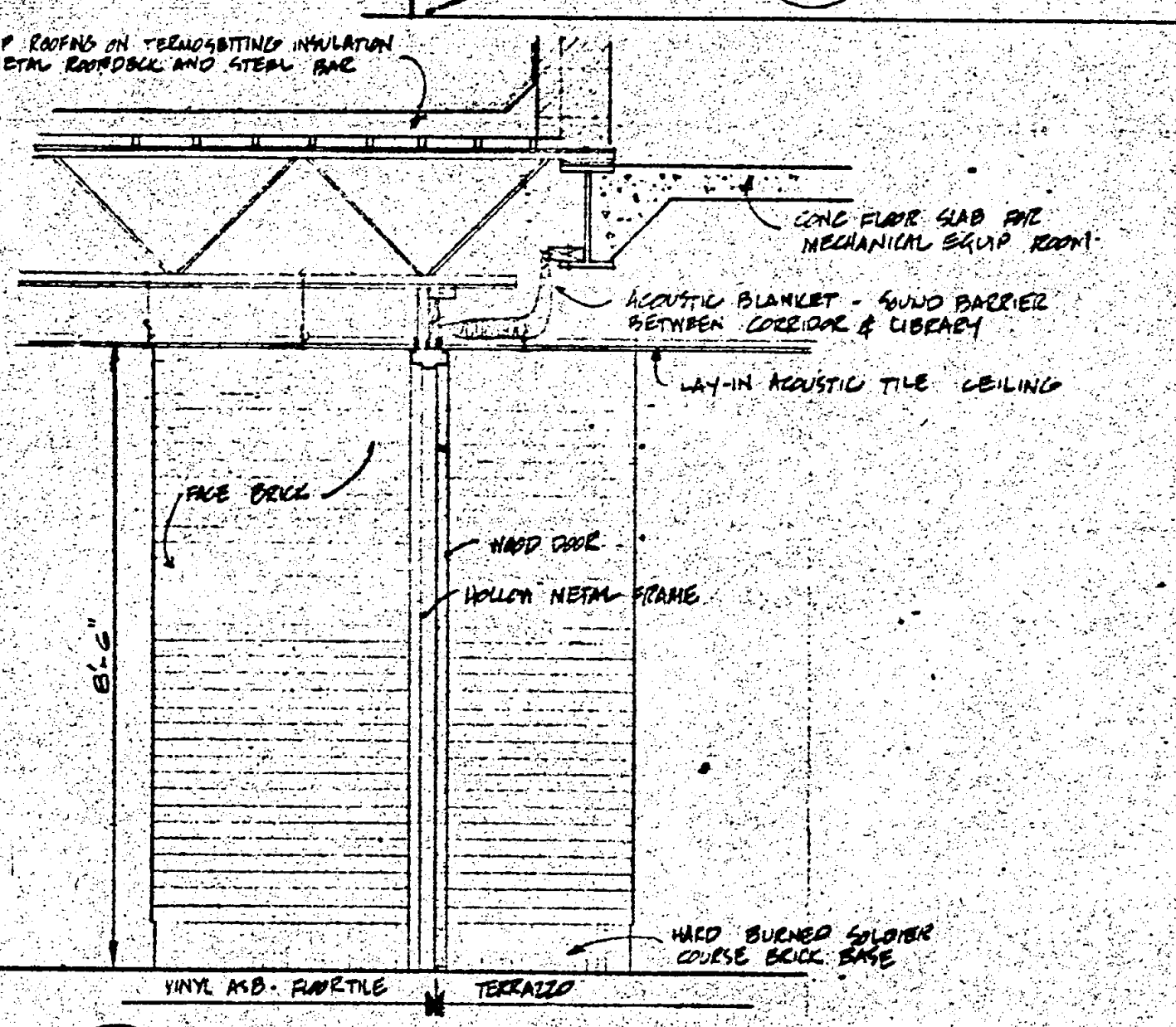
BUILT-UP ROOFING ON TERMOSETTING INSULATION OVER METAL ROOFDECK AND STEEL BAR JOISTS
CONC FLOOR SLAB FOR MECHANICAL EQUIP ROOM
ACOUSTIC BLANKET - SOUND BARRIER BETWEEN CORRIDOR & LIBRARY
LAY-IN ACOUSTIC TILE CEILING
FACE BRICK
WOOD DOOR
HOLLOW METAL FRAME
8'-6"
HARD BURNED SOLDIER COURSE BRICK BASE
VINYL ASB. FLOORTILE
TERRAZZO

G LIBRARY ENTRY

SCALE: ⅜" = 1'-0"

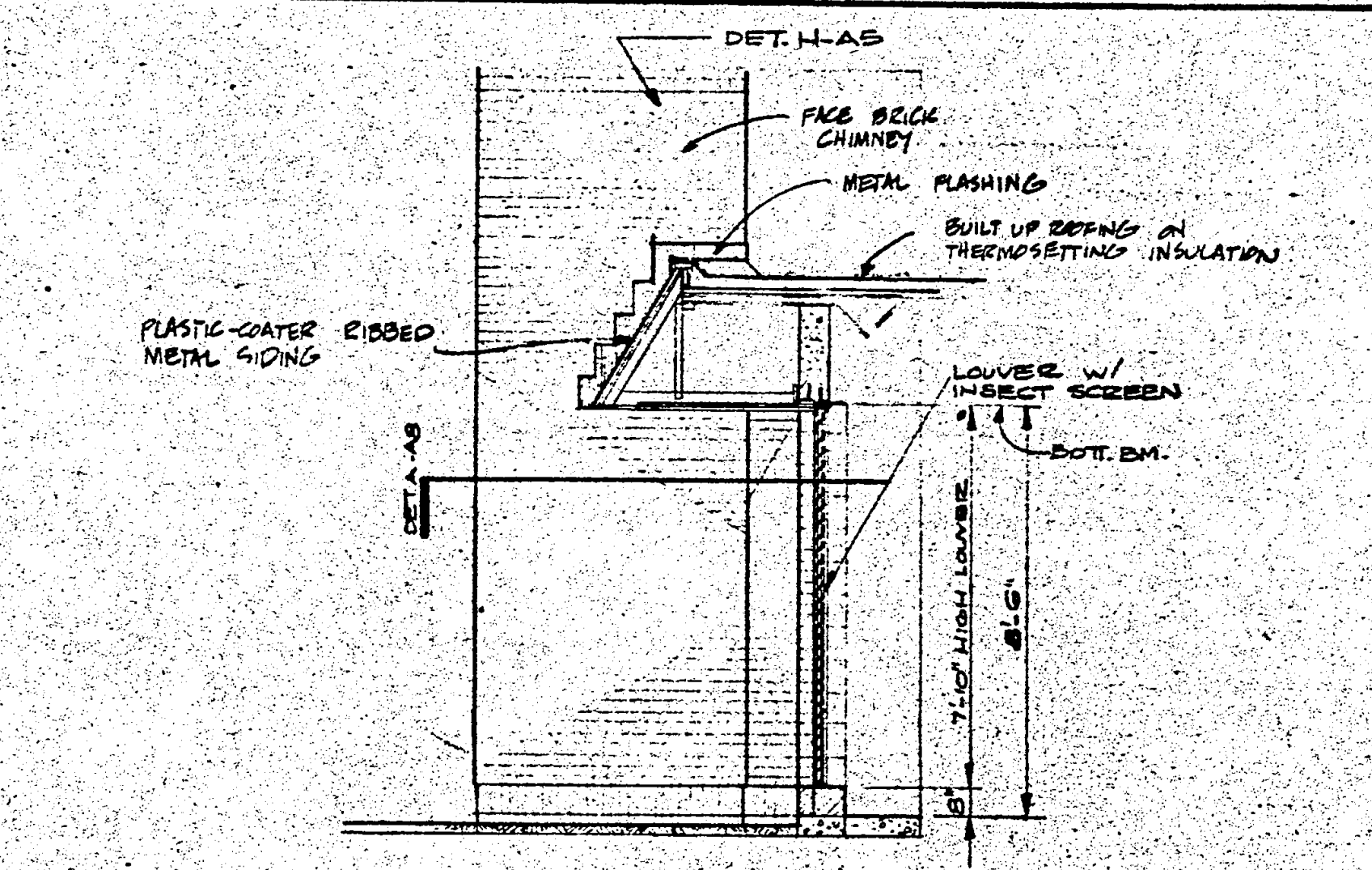
DET. H-A5
FACE BRICK CHIMNEY
METAL FLASHING
BUILT UP ROOFING ON THERMOSETTING INSULATION
PLASTIC-COATED RIBBED METAL SIDING
DETA-A8
LOUVER W/ INSECT SCREEN
BOT. BM.
8"
7'-10" HIGH LOUVER
8'-6"

J BOILER ROOM LOUVER

SCALE: ¼" = 1'-0"

NO	PRINTS & DISTRIBUTION	BY	DAT
10	GEN. CONT. (CONST. ISSUE)	JJC	10-13-
1	SCHOOL BD RECORD SET	JJC	10-18-
12	VAN KEPPEL (G.C.)	JJC	10-21-
3	OFFICE (1) STEMP (2)	JJC	10-22-
6	VAN KEPPEL (G.C.)	JJC	10-29-
6	VAN KEPPEL (G.C.)	JJC	12-28-
7	SCHOOL BOARD (1) VAN KEPPEL (4), BORG (2)	JJC	2-3-
3	HOBART (1) - P&W (1) CIRCLE R ELECTRIC (1)	WCM	3-4-

NO	REVISIONS - THUS △	BY	DATE
1	GENERAL REVISIONS	JJC	1-20-

WESTCHESTER TOWNSHIP ELEMENTARY SCHOOL

5th STREET & UNION AVENUE
CHESTERTON INDIANA
FOR THE
WESTCHESTER TOWNSHIP
SCHOOL CORPORATION

MISCL. DETAILS

ARCHITECTURAL

THE Perkins & Will PARTNERSHIP
ARCHITECTS
309 West Jackson Blvd
Chicago Illinois 60606
Phone 312-427-9300

CHESTER L. STEMP & ASSOCIATES
ASSOCIATE ENGINEERS
132 North Calumet Road
Chesterton, Indiana 46304
Phone 219-926-1790

DATE OCTOBER 8, 1965
PROJECT NO. 21970-3
DRAWN BY CLEMENCY
CHECKED BY CLEMENCY
DEPT. HEAD THRSMAN
PROJ. ARCH. BENOLIEL

RA
8

APPROVED FOR CONSTRUCTION
OCTOBER 13, 1965

65-RA-08