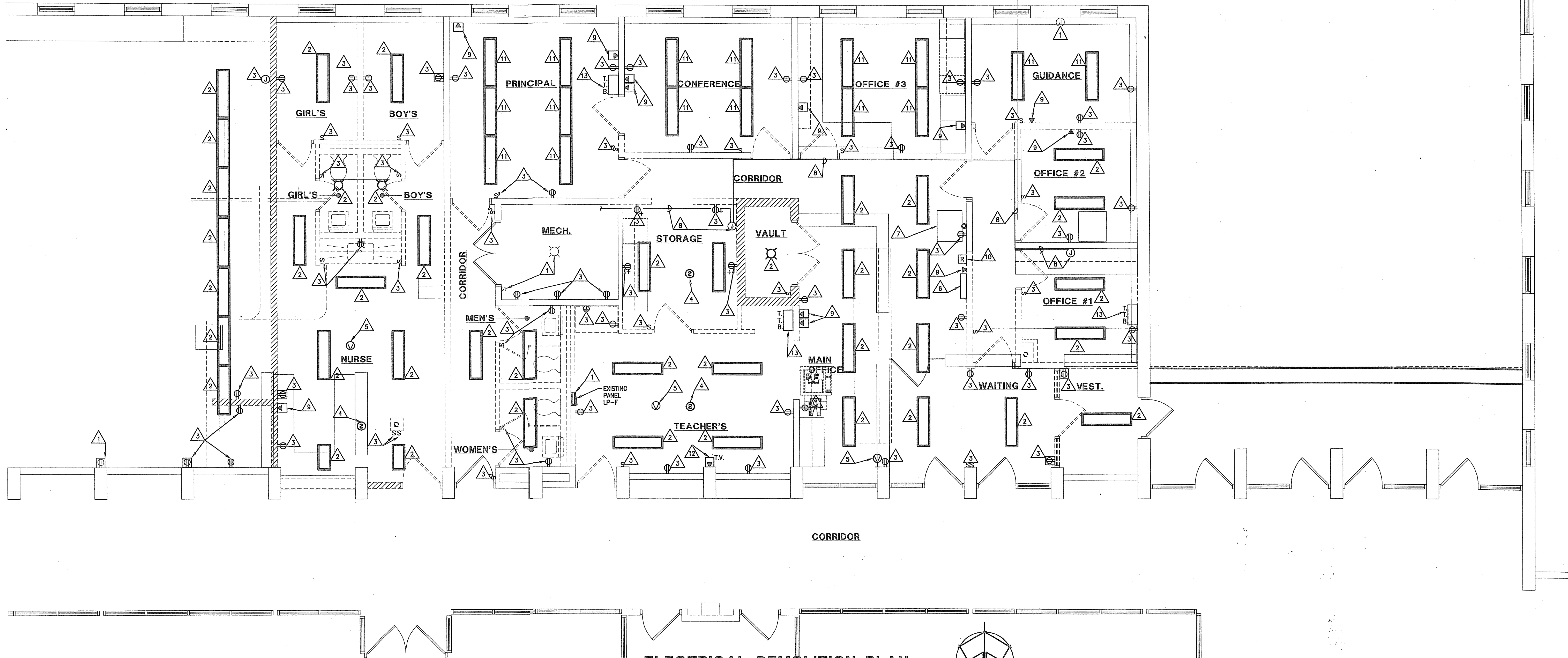




REVISIONS	BY



GENERAL ELECTRICAL DEMOLITION NOTES

1. THE ELECTRICAL DEMOLITION DRAWINGS INDICATE MAJOR ELECTRICAL ITEMS TO BE REMOVED. THE DRAWINGS ARE INTENDED TO INDICATE THE GENERAL SCOPE OF ELECTRICAL DEMOLITION WORK REQUIRED AND DO NOT INDICATE EVERY LIGHT FIXTURE, ELECTRICAL OUTLET, CONDUIT, WIRE OR OTHER ELECTRICAL DEVICE THAT MUST BE REMOVED, RELOCATED OR OTHERWISE MODIFIED TO FACILITATE NEW CONSTRUCTION. THE ELECTRICAL CONTRACTOR SHALL VISIT SITE PRIOR TO SUBMITTING A BID AND DETERMINE THE EXACT SCOPE OF DEMOLITION WORK.
2. WHERE THE MECHANICAL CONTRACTOR IS REMOVING EXISTING MECHANICAL EQUIPMENT, THIS CONTRACTOR SHALL ALSO REMOVE ALL ASSOCIATED CONDUIT, WIRE, DISCONNECT SWITCHES, MOTOR STARTERS, ETC. REFER TO DRAWING M1.1 FOR ADDITIONAL WORK BY THIS CONTRACTOR ASSOCIATED WITH MECHANICAL EQUIPMENT REMOVAL.
3. WHERE WALLS TO REMAIN ARE DAMAGED BY THE REMOVAL OF ANY ELECTRICAL EQUIPMENT, THIS CONTRACTOR SHALL PATCH AS REQUIRED TO MATCH ADJACENT SURFACES.
4. THE OWNER RETAINS FIRST SALVAGE RIGHTS TO ALL EQUIPMENT. ITEMS THAT THE OWNER WISHES TO RETAIN SHALL BE DELIVERED TO THE OWNER'S STORAGE AREA. ALL OTHER MATERIALS SHALL BE REMOVED FROM THE SITE IMMEDIATELY.
5. COORDINATE SCHEDULE OF DEMOLITION WORK WITH THE OTHER TRADES. COORDINATE SHUTDOWN OF MAIN SERVICES WITH OWNER (I.E. POWER, TELEPHONE, ETC.).
6. PIPING SHOWN ON DRAWINGS IS INTENDED TO INDICATED GENERAL EXTENT AND LAYOUT OF MAJOR COMPONENTS ONLY. FIELD VERIFY ACTUAL CONDITIONS, LOCATIONS, ARRANGEMENT, ETC.
7. ITEMS SHOWN ON THE DEMOLITION DRAWINGS IN BOLD LINE WEIGHT ARE TO BE EITHER REMOVED OR RELOCATED. ITEMS SHOWN LIGHT ARE TO REMAIN UNCHANGED.
8. IF EXISTING CIRCUITS TO REMAIN ARE DISRUPTED DURING DEMOLITION OR CONSTRUCTION REPAIR AND REROUTE AS REQUIRED.

ELECTRICAL DEMOLITION NOTES

1. ELECTRICAL ITEMS SHOWN LIGHT ARE EXISTING TO REMAIN. ELECTRICAL ITEMS SHOWN DARK ARE TO BE REMOVED OR AS NOTED.
2. DISCONNECT AND REMOVE LIGHT FIXTURE. REMOVE ASSOCIATED WIRING AND CONDUIT TO SOURCE.
3. DISCONNECT AND REMOVE ELECTRICAL ITEM. REMOVE ASSOCIATED WIRING AND CONDUIT TO SOURCE.
4. REMOVE FOR REINSTALLATION SMOKE DETECTOR.
5. REMOVE FOR REINSTALLATION CEILING/WALL SPEAKER.
6. DISCONNECT AND REMOVE EXISTING TIME CLOCK HEAD END. REMOVE POWER WIRING AND CONDUIT. REMOVE CLOCK WIRING TO ABOVE CEILING AND ABANDON IN PLACE.
7. EXISTING P.A. SYSTEM TO REMAIN.
8. EXISTING CIRCUIT FOR OWNERS IT EQUIPMENT. COORDINATE WITH OWNER PRIOR TO DISCONNECTING. E.C. SHALL DISCONNECT AND REMOVE ALL ASSOCIATED WIRING AND CONDUIT.
9. REMOVE EXISTING SURFACE RACEWAY. ASSOCIATED DATA/PHONE WIRING TO BE COILED UP AND TIED ABOVE NEW DROP CEILING FOR REINSTALLATION BY OWNERS DATA CONTRACTOR. COORDINATE WITH OWNER/ARCHITECT AS REQUIRED.
10. RELOCATE FIRE ALARM SYSTEM TO P.A. SYSTEM SYSTEM RELAY TO NEW J-BOX ABOVE ACCESSIBLE CEILING.
11. DISCONNECT AND REMOVE LIGHT FIXTURE. REMOVE ASSOCIATED WIRING. CONDUIT TO BE REUSED.
12. DISCONNECT AND REMOVE CLOSED CIRCUIT T.V. OUTLET.
13. REMOVE EXISTING TELEPHONE TERMINAL BOX. ASSOCIATED DATA/PHONE WIRING TO BE COILED UP AND TIED ABOVE NEW DROP CEILING FOR REINSTALLATION BY OWNERS DATA CONTRACTOR. COORDINATE WITH OWNER/ARCHITECT AS REQUIRED.