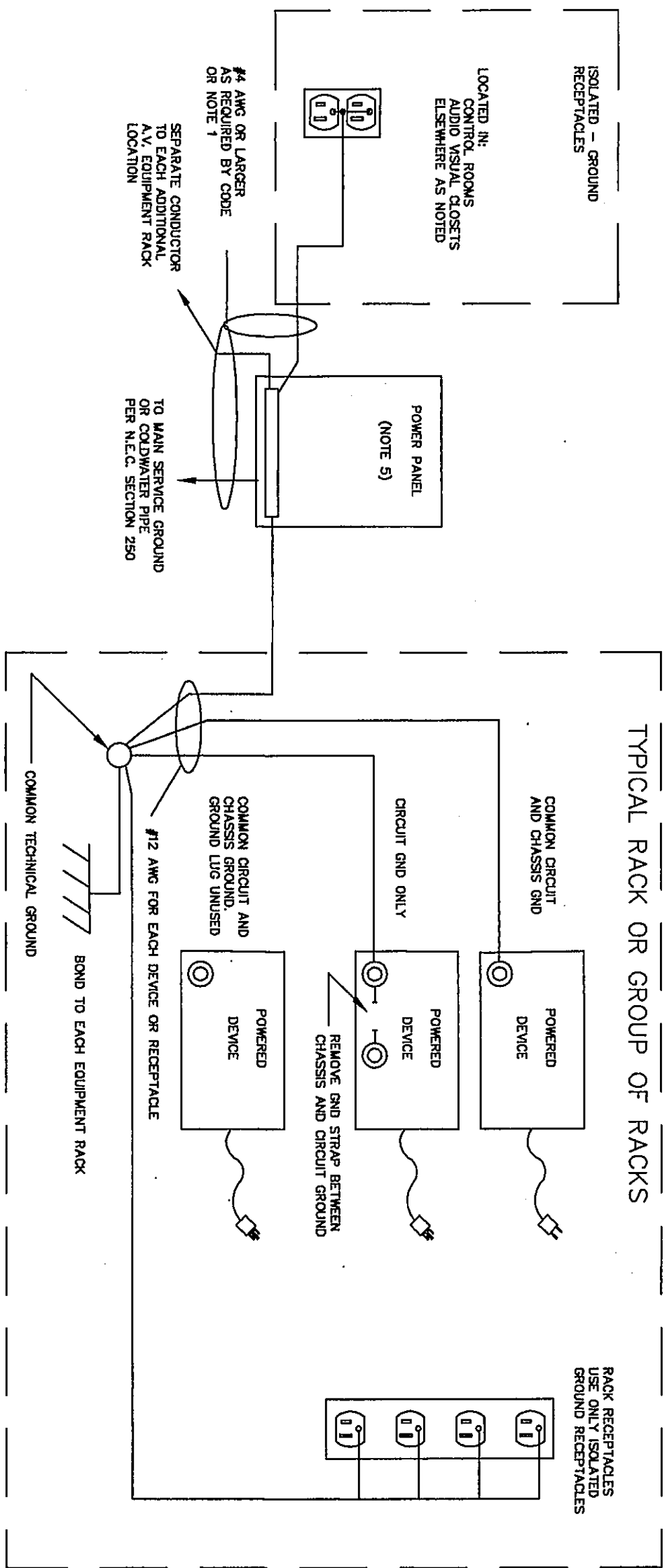


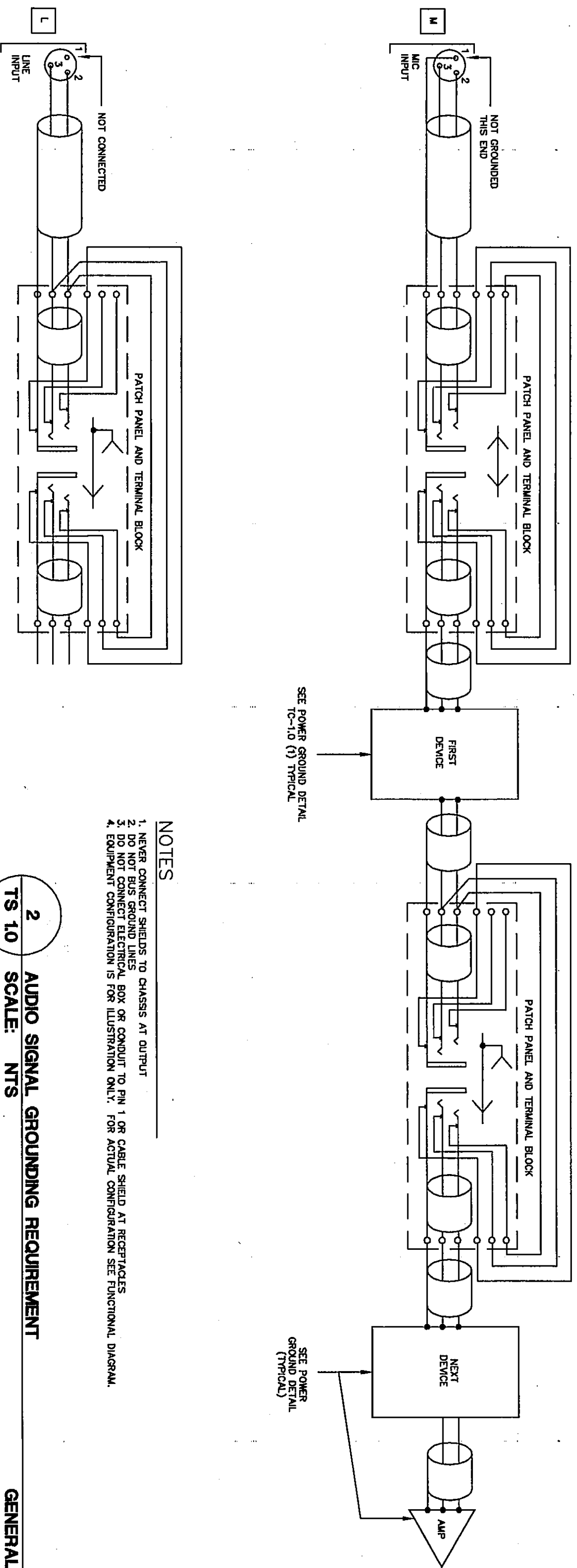
RENOVATION PROJECT FOR:  
DUNELAND SCHOOL  
CORPORATION  
CHESTERTON MIDDLE SCHOOL  
CHESTERTON, INDIANA



- NOTES:
1. SEE TECHNICAL GRADING REQUIREMENTS FOR POWER AND COMMON GROUND POINT AND BUILDING GROUND POINT.
  2. SEE ELECTRICAL CODE FOR REQUIREMENTS FOR COMMON GROUND POINT AND BUILDING GROUND POINT.
  3. SEE ELECTRICAL CODE FOR REQUIREMENTS FOR COMMON GROUND POINT AND BUILDING GROUND POINT.
  4. SEE ELECTRICAL CODE FOR REQUIREMENTS FOR COMMON GROUND POINT AND BUILDING GROUND POINT.
  5. SEE ELECTRICAL CODE FOR REQUIREMENTS FOR COMMON GROUND POINT AND BUILDING GROUND POINT.

1  
TS 10  
SCALE: NTS  
POWER GROUNDING REQUIREMENT

GENERAL



- NOTES:
1. NEVER CONNECT SIGNAL TO CHASSIS AT OUTPUT.
  2. SEE ELECTRICAL CODE FOR REQUIREMENTS FOR COMMON GROUND POINT AND BUILDING GROUND POINT.
  3. SEE ELECTRICAL CODE FOR REQUIREMENTS FOR COMMON GROUND POINT AND BUILDING GROUND POINT.
  4. SEE ELECTRICAL CODE FOR REQUIREMENTS FOR COMMON GROUND POINT AND BUILDING GROUND POINT.
  5. SEE ELECTRICAL CODE FOR REQUIREMENTS FOR COMMON GROUND POINT AND BUILDING GROUND POINT.

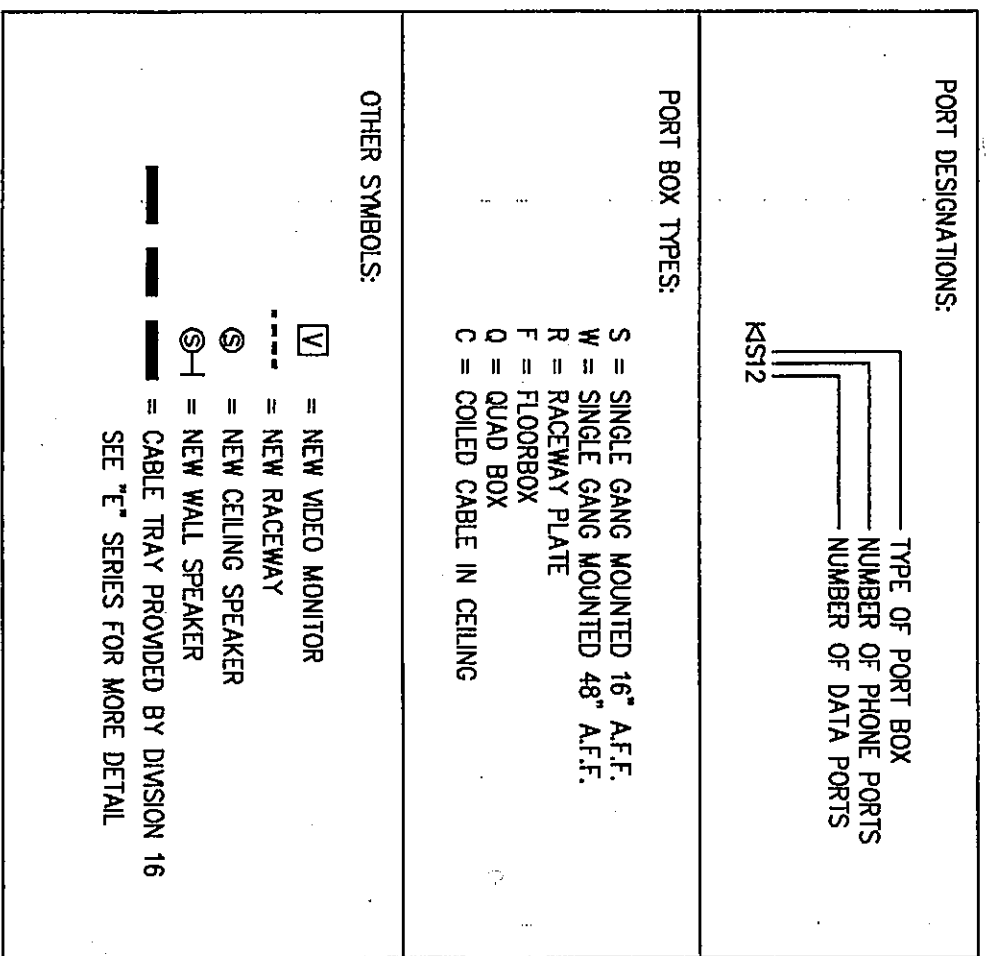
2  
TS 10  
SCALE: NTS  
AUDIO SIGNAL GROUNDING REQUIREMENT

GENERAL

DRAWING INDEX:

TECHNOLOGY SYSTEMS:

- TS 1.0 TITLE, GROUNDING STANDARDS, AND LEGEND
- TS 1.1 TECHNOLOGY SYSTEMS FLOOR PLAN (UNIT "A")
- TS 1.2 TECHNOLOGY SYSTEMS FLOOR PLAN (UNIT "B")
- TS 1.3 TECHNOLOGY SYSTEMS FLOOR PLAN (UNIT "C")
- TS 1.4 TECHNOLOGY SYSTEMS FLOOR PLAN (UNIT "D")
- TS 1.5 TECHNOLOGY SYSTEMS FLOOR PLAN (UNIT "E")
- TS 1.6 TECHNOLOGY SYSTEMS FLOOR PLAN (UNIT "F")
- TS 1.7 TECHNOLOGY SYSTEMS FLOOR PLAN (UNIT "G")
- TS 2.1 TECHNOLOGY SYSTEMS FLOOR PLAN (UNIT "H")
- TS 2.2 TECHNOLOGY SYSTEMS FLOOR PLAN (UNIT "I")
- TS 3.1 TECHNOLOGY SYSTEMS REFLECTED CEILING PLAN (UNIT "A")
- TS 3.2 TECHNOLOGY SYSTEMS REFLECTED CEILING PLAN (UNIT "B")
- TS 3.3 TECHNOLOGY SYSTEMS REFLECTED CEILING PLAN (UNIT "C")
- TS 3.4 TECHNOLOGY SYSTEMS REFLECTED CEILING PLAN (UNIT "D")
- TS 3.5 TECHNOLOGY SYSTEMS REFLECTED CEILING PLAN (UNIT "E")
- TS 3.6 TECHNOLOGY SYSTEMS REFLECTED CEILING PLAN (UNIT "F")
- TS 3.7 TECHNOLOGY SYSTEMS REFLECTED CEILING PLAN (UNIT "G")
- TS 3.8 TECHNOLOGY SYSTEMS REFLECTED CEILING PLAN (UNIT "H")
- TS 4.1 TECHNOLOGY SYSTEMS REFLECTED CEILING PLAN (UNIT "I")
- TS 4.2 TECHNOLOGY SYSTEMS REFLECTED CEILING PLAN (UNIT "J")
- TS 5.1 TELECOM-DATA DETAILS
- TS 5.2 BROADBAND DIAGRAMS



3  
TS 10  
SCALE: NTS  
PLAN SYMBOL LEGEND

GENERAL

**D S & A INC.**  
Technology Design Consultants  
16410 East 19th Street  
Indianapolis IN 46240-2500  
765/554-4542  
ID S & A INCORPORATED

Drawing Title:  
**TITLE, GROUNDING STANDARDS, AND LEGEND**

Project No: 44-1024

Project Date: 6-14-00

Drawn By: TDES

Approved By: LMD

Drawing No: **TS 10**