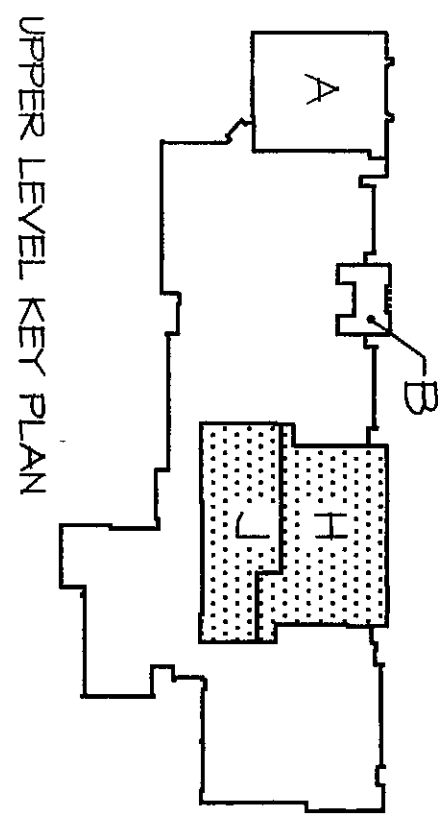


REMOVAL NOTES

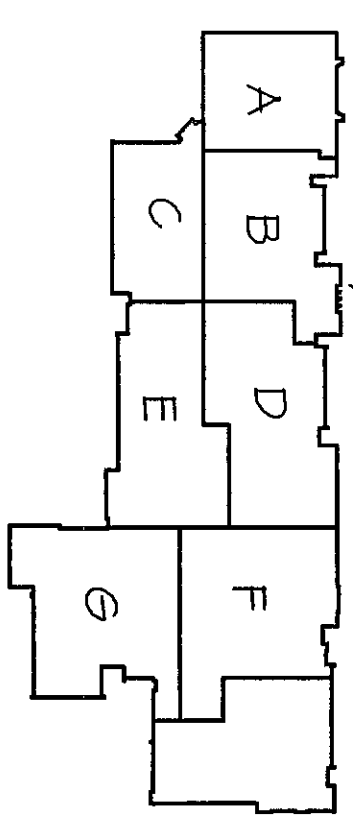
1. REMOVE FIRST FLOOR FAN, COILS AND DUCTWORK TO REMAIN. SEE REMARKS.
2. REMOVE FIRST FLOOR DUCTS AND ALL ASSOCIATED DUCTWORK AND DUCTWORK ABOVE. REMOVE FIRST FLOOR DUCT AS REMOVED. SEE REMARKS.
3. REMOVE FIRST FLOOR AND ALL ASSOCIATED DUCTWORK, DIFFUSERS, COILS, AND CONDENSING UNITS, IN ITS ENTIRETY.

GENERAL REMOVAL NOTES

1. THE CONTRACTOR SHALL BE RESPONSIBLE FOR VERIFYING THE BUILDING AND SITE TO BECOME REMOVED WITH THE EXISTING CONTRACT. THE CONTRACTOR SHALL BE RESPONSIBLE FOR THE REMOVAL OF ALL EXISTING MATERIALS AND THE CONTRACTOR SHALL BE RESPONSIBLE FOR THE REMOVAL OF ALL EXISTING MATERIALS AND THE CONTRACTOR SHALL BE RESPONSIBLE FOR THE REMOVAL OF ALL EXISTING MATERIALS.
2. FOR FURTHER INFORMATION WITH REGARD TO THE REMOVAL OF ALL EXISTING MATERIALS, THE CONTRACTOR SHALL CONSULT THE ADJACENT NEW CONSTRUCTION.
3. REMOVALS REQUIRED FOR THE INSTALLATION OF INDICATED AS NOTED IN THESE DOCUMENTS.
4. CONTRACTOR SHALL BE RESPONSIBLE FOR ALL REMOVAL OF ALL EXISTING CEILING TILES AS REMOVED FOR ANY WORK IN EXISTING AREAS. DAMAGED OR CRACKED TILES AND/OR GRID DAMAGED OR CRACKED TILES.
5. CONTRACTOR SHALL REMOVE REMAINING TILES IN ALL AREAS WHERE EXISTING CEILING IS REMOVED.



UPPER LEVEL KEY PLAN



LOWER LEVEL KEY PLAN

NORTH

SCALE: 1/8" = 1'-0"

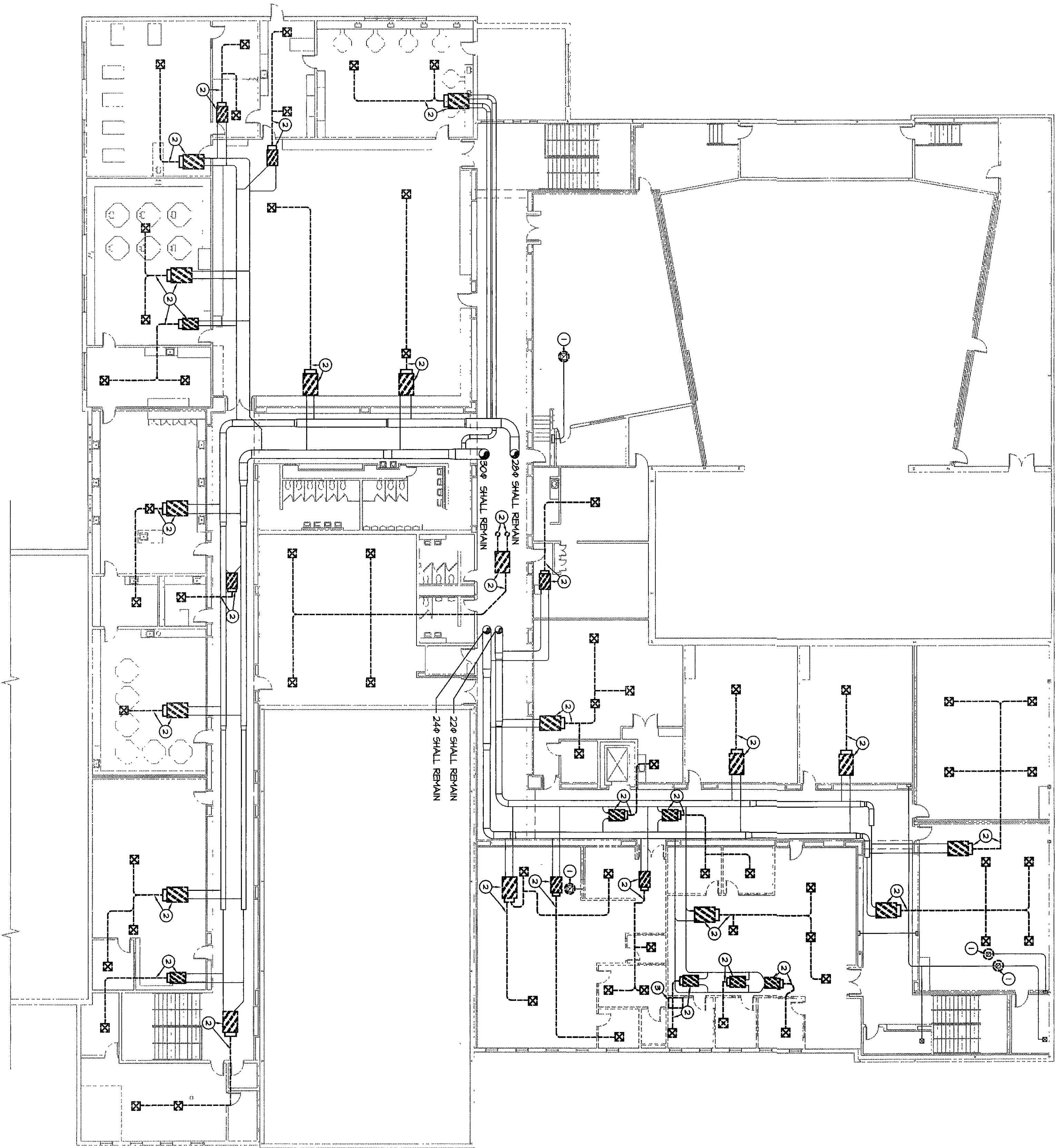
ARCHITECTS
ENGINEERS
PLANNERS

VEAZEY
PARROTT
DURKIN &
SHOULDER

RENOVATION PROJECT FOR:
DUNELAND SCHOOL
CORPORATION
CHERTON, INDIANA

Drawing Title:
MECHANICAL DEMOLITION PLAN
2ND FLOOR

Project No.	44200.00
Project Date	06-12-00
Drawn By	SRP
Approved By	THD/VPS
Drawn By	M 0.3



MECHANICAL DEMOLITION PLAN - 2ND FLOOR

SCALE: 1/8" = 1'-0"

2000-11-03