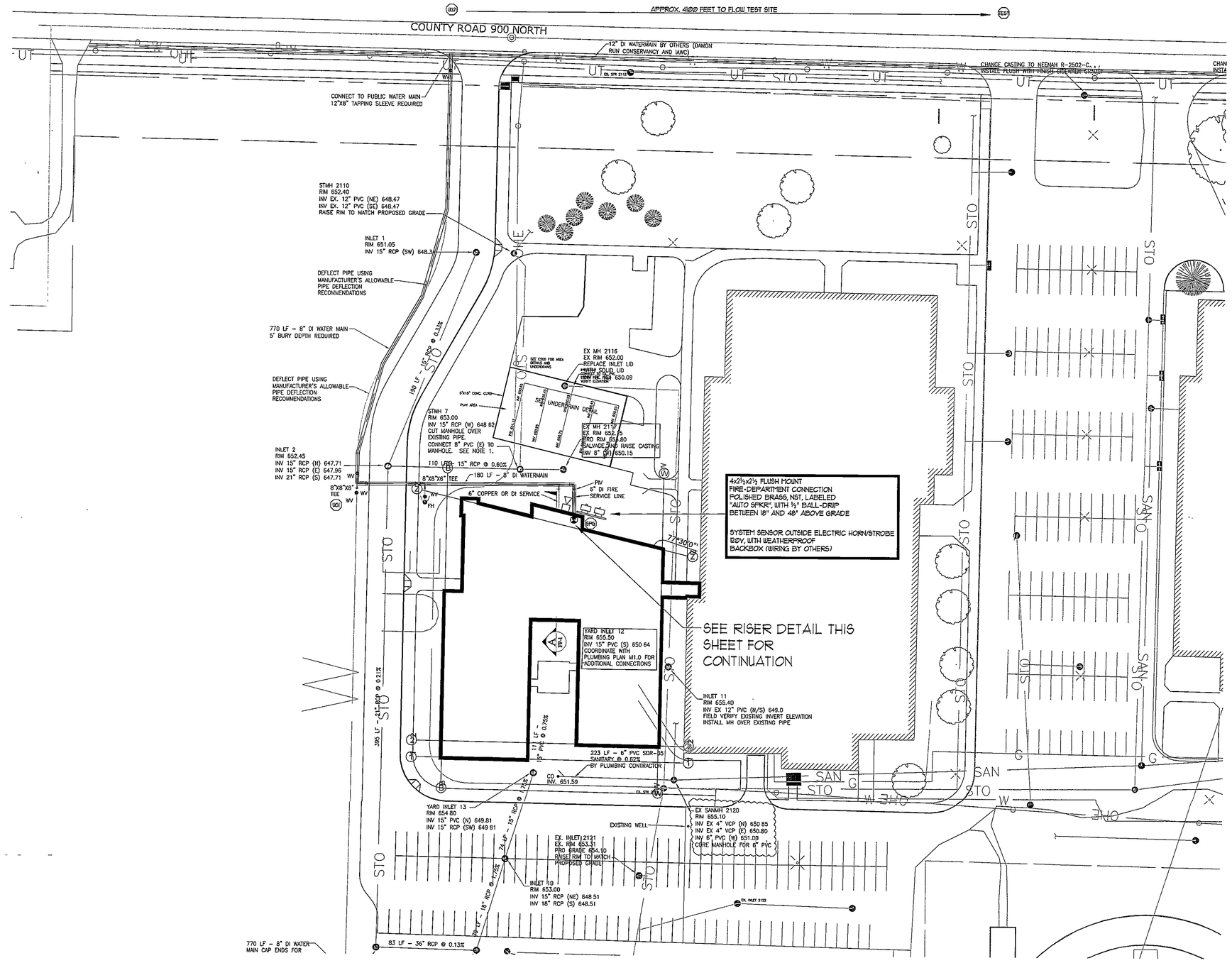

SITE PLAN

SCALE 1"=50'

WATER TEST INFORMATION	
Type of Test:	Flow Test
Static Pressure:	53 psi
Residual Pressure:	32 psi
Total Flow:	950 gpm
Test Date:	11-20-09
Location of Test:	Meridian & County Road 900 N. Chesterton, IN
Source of Info:	FE MORAN INDIANA AMERICAN WATER

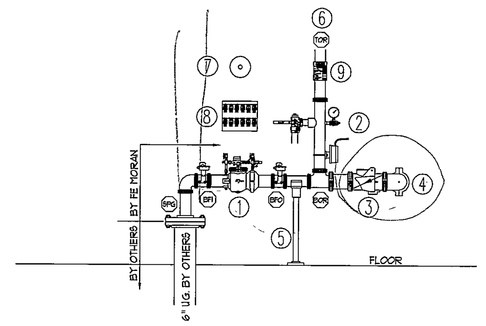

RISER DETAIL

SCALE 1/2"=1'-0"

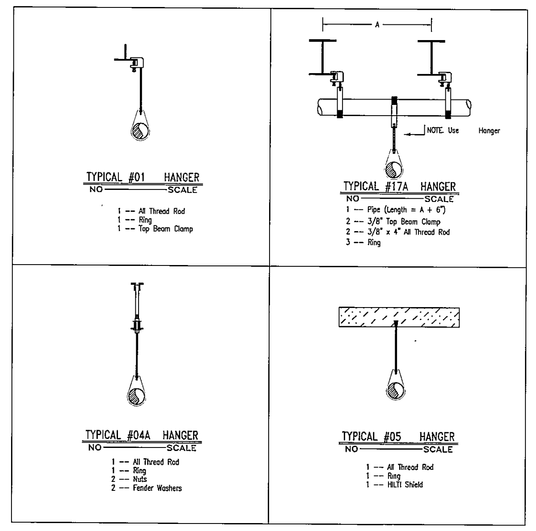

RISER MATERIAL	
1	3" AMES MAXIM DOUBLE CHECK BACKFLOW PREVENTER WITH GPM METER.
2	3" RISER MANIFOLD WITH FLOW SWITCH, PRESSURE GAUGE AND AGF MODEL 1000 TEST AND DRAIN ASSEMBLY
3	4" GROOVED CHECK VALVE WITH 1/2" BALL DRIP
4	4" OUT TO FIRE-DEPARTMENT CONNECTION
5	2" PIPE STAND
6	3" TO SPRINKLERS
7	6" ELECTRIC BELL 120V (WIRING BY OTHERS)
8	SPARE SPRINKLER CABINET WITH 6 SPRINKLERS AND WRENCH
9	HYDRAULIC PLACARD

SCOPE OF WORK:
** FURNISH & INSTALL NEW WET PIPE SPRINKLER SYSTEM FOR NEW ADDITION.
** POINT OF CONNECTION IS AT 6" UNDEERGROUND FLANGE 6" A.F.F.

CODE INFORMATION:
*NFPA 13 - 1999 INSTALLATION OF SPRINKLER SYSTEMS.

BUILDING INFO:
BUILDING HEIGHT: 25'-0".
NUMBER OF STORIES: 1
CONSTRUCTION TYPE PER NFPA # 13 - NONCOMBUSTIBLE (METAL DECK ON STEEL JOISTS/PURLINS) UNOBSTRUCTED
BUILDING AREA: 29,400 S.F.

SPRINKLER SYSTEM DESIGN CRITERIA:
NEW LIGHT HAZARD SYTEMS HAVE BEEN DESIGNED WITH A DESIGN DENSITY OF .10 GPM/SF OVER THE MOST REMOTE MIN. 1500 S.F. WITH 256 S.F. MAXIMUM SPRINKLER HEAD SPACING AND 100 GPM HOSE ALLOWANCE. AREA HAS BEEN REDUCED WITH THE USE OF QUICK RESPONSE SPRINKLERS.

SPRINKLER SYSTEM DESIGN CRITERIA:
NEW ORDINARY HAZARD SYSTEMS HAVE BEEN DESIGNED WITH A DESIGN DENSITY OF .15 GPM/SF OVER THE MOST REMOTE MIN. 1500 S.F. WITH 256 S.F. MAXIMUM SPRINKLER HEAD SPACING AND 250 GPM HOSE ALLOWANCE.

SPRINKLER SYSTEM PIPE AND FITTING:
** 1 - 1¼" LINE PIPING SHALL BE BLACK STEEL SCH. 40 PIPE (OR DYNA/EDDY THREAD), MANUFACTURED TO ASTM-A135 STANDARDS.
** 1½" - 6" MAIN PIPING - BLACK STEEL SCH. 10 (OR DYNA/EDDY FLOW) WITH GROOVED ENDS AND WELDED OUTLETS.

FITTINGS:
** 1 -1½" BRANCH LINE FITTINGS SHALL BE CAST IRON OR MALLEABLE THREADED, CLASS 125 STANDARD, MANUFACTURED PER ANSI B16.4, U.L. LISTED FOR FIRE PROTECTION USE UP TO 175 PSI WORKING PRESSURE.
**1½" - 6" MAIN PIPE FITTINGS SHALL BE GROOVED UL LISTED FOR FIRE PROTECTION WITH USE UP TO 300 PSI WORKING PRESSURE.

HANGERS:
** HANGER RINGS ARE TO BE ADJUSTABLE SWIVEL RING CADMIUM PLATED AS MANUFACTURED BY HILTI (OR EQUAL) HANGER.
** HANGER ROD IS TO BE 3/8" AT ROD FOR PIPE DIAMETERS 4" AND SMALLER AND 1/2" AT ROD FOR 6 & 8" PIPE.
** ALL HANGER LOCATIONS ARE TO BE PER NFPA #13 (1999).

VALVES:
** ALL VALVES CONTROLLING WATER FLOW TO SPRINKLERS SHALL BE TAMPERED (WIRING BY OTHERS).
** ALL VALVES SHALL BE ACCESSIBLE AT ALL TIMES AND PERMANENTLY IDENTIFIED.
** THE IDENTIFICATION OF CONTROL VALVES SHALL INCLUDE A DESCRIPTION OR DIAGRAM OF WHAT THEY CONTROL.

GENERAL:
** SUPPLY A SPARE SPRINKLER CABINET WITH WRENCH PER NFPA#13
** PLACE A HYDRAULIC PLACARD ON THE RISER

OVERHEAD PIPE TESTING
** ALL PIPE IS TO BE HYDROSTATICALLY TESTED AT 200 PSI OR 50 PSI OVER THE WORKING PRESSURE FOR 2 HOURS.
** THE LOCAL FIRE DEPARTMENT IS TO BE NOTIFIED 48 HOURS IN ADVANCE OF THE TEST
** WHEN THE SYSTEM IS COMPLETE AND IN THE PRESENCE OF THE FIRE MARSHAL, A 2" MAIN DRAIN WILL BE PROVIDED.

UNDERGROUND TESTING AND FLUSHING:
** ALL UNDERGROUND PIPE SHALL BE TESTED AND FLUSHED PER NFPA #24 STANDARDS BY THE INSTALLING CONTRACTOR BEFORE ANY OVERHEAD SPRINKLER PIPING IS CONNECTED.

NOT INCLUDED:
** ALL WIRING BY OTHERS
** PAINTED PIPING
** SPRINKLERS IN EXISTING BUILDING AND EXTERIOR CANOPIES
** UNDERGROUND UTILITIES
** FIRE EXSTINGUISHERS

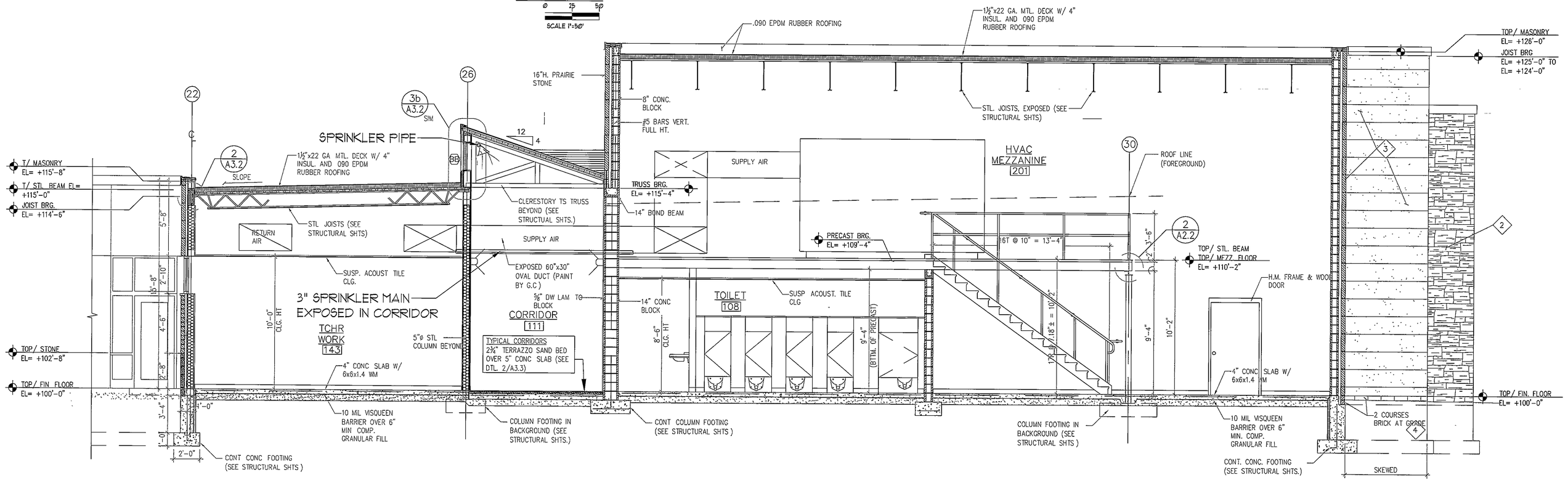

BUILDING SECTION A

SCALE 1/4"=1'-0"

Legend	
XX" - = BELOW DECK	
+XX.XX + = ABOVE FINISH FLOOR	
NEW FIRE SPRINKLER PIPING	
EXISTING PIPING	
EXPRESS RISER / STAND PIPE	
FLOOR / SYSTEM RISER	
CENTER OF TILE ■ YES ☐ NO	

Revisions	BY	DATE
Submittal	GCX	11-24-09

Sprinkler Legend
Heads Rated for 175 psi Working Pressures

Sym.	Mfr.	Model	Part #	Style	Position	Finish	K-#	Thread	Temp.	Escutc. Part #	Temp.	Finish	Qty. This Sheet	Qty. TOTAL
●	RELIABLE	G4.9/G4.9SESE	R44441	CONCEALED	PENDENT	BRASS	11.2	3/4"	165-5°	N/A	135-5°	WHITE	000	121
⊗	RELIABLE	G4A	R54415	CONCEALED	PENDENT	BRASS	5.6	1/2"	165-5°	N/A	135-5°	WHITE	000	042
⊗	RELIABLE	F1FR	R36625	EXPOSED	UPRIGHT	BRASS	5.6	1/2"	155-5°	N/A	N/A	N/A	000	071
○	RELIABLE	J112	RA 1306	EXPOSED	UPRIGHT	BRASS	11.2	3/4"	155-5°	N/A	N/A	N/A	000	016
◀	RELIABLE	F1FR	R36635	EXPOSED	SIDEWALL	BRASS	5.6	1/2"	155-5°	N/A	N/A	N/A	000	010
												Total Sprinklers	000	196

FIRE SPRINKLER PLAN

Contract No.	20003
Drawn By:	G. COX
Scale:	AS NOTED
Date:	11-24-99
Checked By.	R. ORANGE
Project manager	R. ORANGE
Contract with	LAKE PLUMBING

F. E. MORAN Inc.
FIRE PROTECTION OF NORTHERN INDIANA
1950 N. GRIFFITH BLVD SUITE E
GRIFFITH, IN 46319-1042
ILLINOIS FIRE SPRINKLER CONTRACTOR LICENSE #FSC 0080 PHONE (219) 923-2352

PROJECT:
LIBERTY ELEMENTARY SCHOOL
50-1 W. COUNTY ROAD 900 N.
CHESTERTON IN 46304

FP-1

of 2

INDIANA PROJECT #342662

99-FP-01