LSI'S MUSIC SPECIFICATIONS AND OPTIONS

SELECTIONS

☐ FACE & FINISHED END COLOR:
SEE LSI COLOR CHART
(NOTE ON ELEVATIONS, OR HERE IF ONLY ONE COLOR ON JOB!)
EXTERIOR COLOR :

☐ 3MM PVC EDGE COLOR:
CHOOSE FROM COLORS LISTED BELOW

☐ STANDARD COLORS (KEYED TO WILSON ART COLORS)

- ☐ 1573 WHITE
- ☐ 1595 BLACK
- ☐ 10522 STONE GREY
- ☐ D97 HAZE
- ☐ 1531 LIGHT BEIGE
- ☐ 1530 BEIGE
- ☐ D50 KHAKI BROWN
- ☐ D318 SHADOWBLUE
- ☐ D76 MAUVE BLUSH
- ☐ D48 THISTLE
- ☐ D92 DOVE GREY

OPEN, PLASTIC LAMINATE OR WIRE GRILL DOORS AS PROJECT SPECIFIED

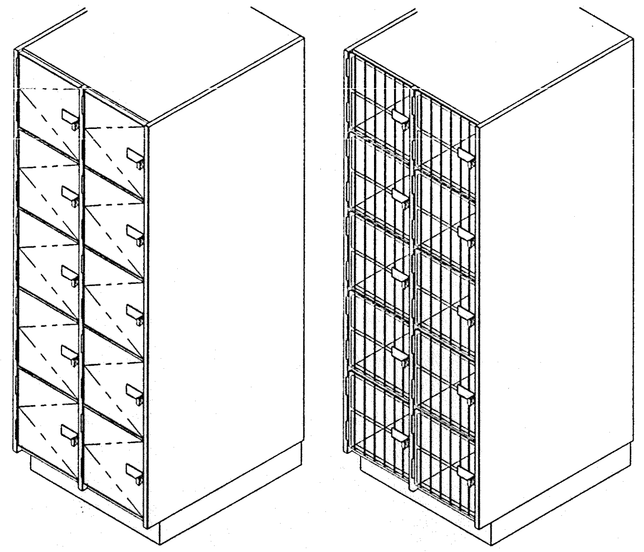

☐ PLASTIC LAMINATE DOORS ☐ WHITE WIRE GRILL DOOR

NOTE: BOTH THE PLASTIC LAMINATE AND THE WIRE GRILL DOORS ARE SUPPLIED EITHER INDIVIDUALLY PER COMPARTMENT AS SHOWN, OR AS A SINGLE FULL HEIGHT AND WIDTH DOOR PER CABINET.

☐ INDIVIDUAL DOORS

☐ FULL HEIGHT/WIDTH DOOR

Riddle Equipment Co. Reviewed for general compliance with contract documents.
9-18-98 CC #96603

INSTRUMENT COMPARTMENT SIZES

TYPE	COMPARTMENT SIZE
A @ 21" WIDE	6"W X 14 5/8"H X 18 5/8"DP
	6"W X 14 5/8"H X 28 5/8"DP
	6"W X 14 5/8"H X 38 5/8" DP
A @ 27"	8"W X 14 5/8"H X 18 5/8"DP
	8"W X 14 5/8"H X 28 5/8"DP
	8"W X 14 5/8"H X 38 5/8" DP
B @ 21"	9 3/8"W X 14 5/8"H X 28 5/8"DP
	9 3/8"W X 14 5/8"H X 38 5/8"DP
B @ 27"	12 3/8"W X 14 5/8"H X 28 5/8"DP
	12 3/8"W X 14 5/8"H X 38 5/8"DP
C @ 21"	12 3/4"W X 14 5/8"H X 28 5/8"DP
	12 3/4"W X 14 5/8"H X 38 5/8"DP
C @ 27"	16 3/4"W X 14 5/8"H X 28 5/8"DP
	16 3/4"W X 14 5/8"H X 38 5/8"DP
D @ 21"	19 1/2"W X 25 3/16"H X 28 5/8"DP
	19 1/2"W X 25 3/16"H X 38 5/8"DP
D @ 27"	25 1/2"W X 25 3/16"H X 28 5/8"DP
	25 1/2"W X 25 3/16"H X 38 5/8"DP
E @ 21"	19 1/2"W X 51 5/8"H X 28 5/8"DP
	19 1/2"W X 51 5/8"H X 38 5/8"DP
E @ 27"	25 1/2"W X 51 5/8"H X 28 5/8"DP
	25 1/2"W X 51 5/8"H X 38 5/8"DP
F @ 21"	19 1/2"W X 78 1/8"H X 28 5/8"DP
	19 1/2"W X 78 1/8"H X 38 5/8"DP
F @ 27"	25 1/2"W X 78 1/8"H X 28 5/8"DP
	25 1/2"W X 78 1/8"H X 38 5/8"DP
G @ 21"	19 1/2"W X 38 7/16"H X 28 5/8"DP
	19 1/2"W X 38 7/16"H X 38 5/8"DP
G @ 27"	25 1/2"W X 38 7/16"H X 28 5/8"DP
	25 1/2"W X 38 7/16"H X 38 5/8"DP
H @ 36"	34 1/2"W X 38 7/16"H X 28 5/8"DP
	34 1/2"W X 38 7/16"H X 38 5/8"DP
H @ 48"	46 1/2"W X 38 7/16"H X 28 5/8"DP
	46 1/2"W X 38 7/16"H X 38 5/8"DP
I @ 36"	34 1/2"W X 25 3/16"H X 28 5/8"DP
	34 1/2"W X 25 3/16"H X 38 5/8"DP
I @ 48"	46 1/2"W X 25 3/16"H X 28 5/8"DP
	46 1/2"W X 25 3/16"H X 38 5/8"DP
J @ 36"	34 1/2"W X 14 5/8"H X 28 5/8"DP
	34 1/2"W X 14 5/8"H X 38 5/8"DP
J @ 48"	46 1/2"W X 14 5/8"H X 28 5/8"DP
	46 1/2"W X 14 5/8"H X 38 5/8"DP
K @ 21"	19 1/2"W X 32 1/2"H X 28 5/8"DP
	19 1/2"W X 32 1/2"H X 38 5/8"DP
K @ 27"	25 1/2"W X 32 1/2"H X 28 5/8"DP
	25 1/2"W X 32 1/2"H X 38 5/8"DP

MUSIC PRODUCT FEATURES & SPECIFICATIONS

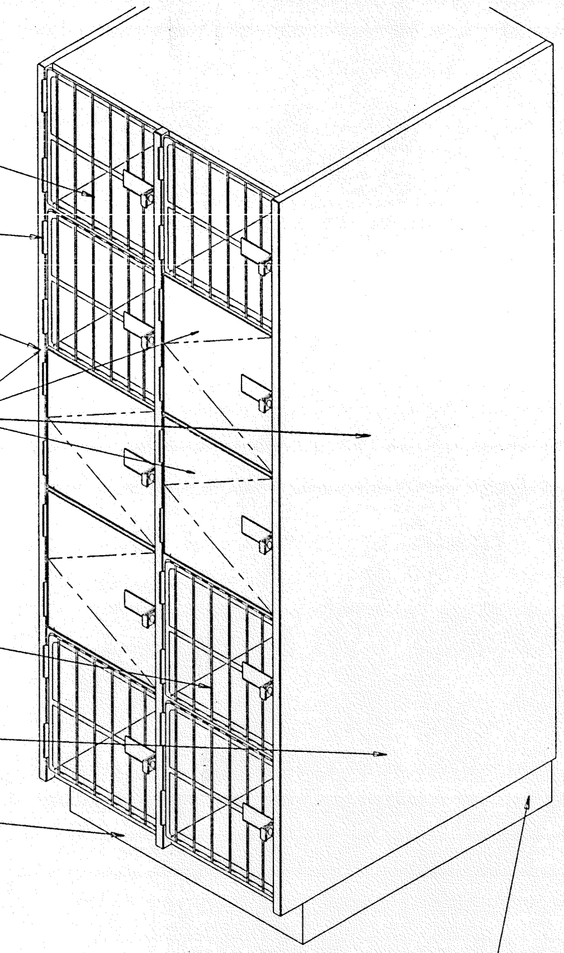

- DOORS ARE INSET FLUSH BETWEEN END PANELS AND VERTICAL DIVIDERS
- 5 KNUCKLE HINGE, COLOR - WHITE
- 3MM PVC BODY EDGING
- FLAM DOORS AND FINISHED ENDS, Ø28 PLASTIC LAMINATE EXTERIOR AND ØØØ CABINET LINER BALANCER, WITH 3MM PVC AT EDGES
- WIRE DOORS 5/16" PERIMETER & 3/16" AT (+/-) 1" ON CENTER WHITE EPOXY POWDER COAT
- FLUSH END PANELS NO EXPOSED FASTENERS
- BASE SYSTEM, SEPARATE/CONTINUOUS EXTERIOR GRADE WATER RESISTANT PLYWOOD
- RECESS 1/4" AT FINISHED ENDS, FOR ROOM VINYL BASE

☐ LSI PROTECTOR SHIELD SHELF

- SOLID UNDER-CORE
- VENTILATION GROOVES
- 180° CONTINUOUS NOSING
- HIGH IMPACT MOLDED SYSTEM
- TIGHT SIDE FIT REMOVABLE ONLY BY AUTHORIZED PERSONNEL
- COLOR-THRU, IN WHITE

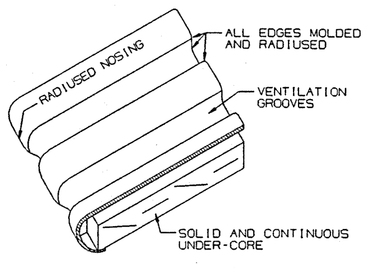

PATENT PENDING

OPTIONS

☐ BLANK CARDS FOR OWNER CUSTOMIZATION

☐ NAME OR NUMBER CARD

1 THRU 264 — Dual-sided number cards: Black numbers on white and white numbers on grey.

Numbering system to be as follows:

- Projects with 264 doors or less will receive Number Cards 1 thru 264 or 265 thru 520, at manufactures option.
- Projects with 265 doors or more will receive Number Cards 1 thru 520.

☐ PADLOCKS BY OWNER OR NOT REQUIRED

☐ PADLOCK WITH MASTER KEY BY LSI

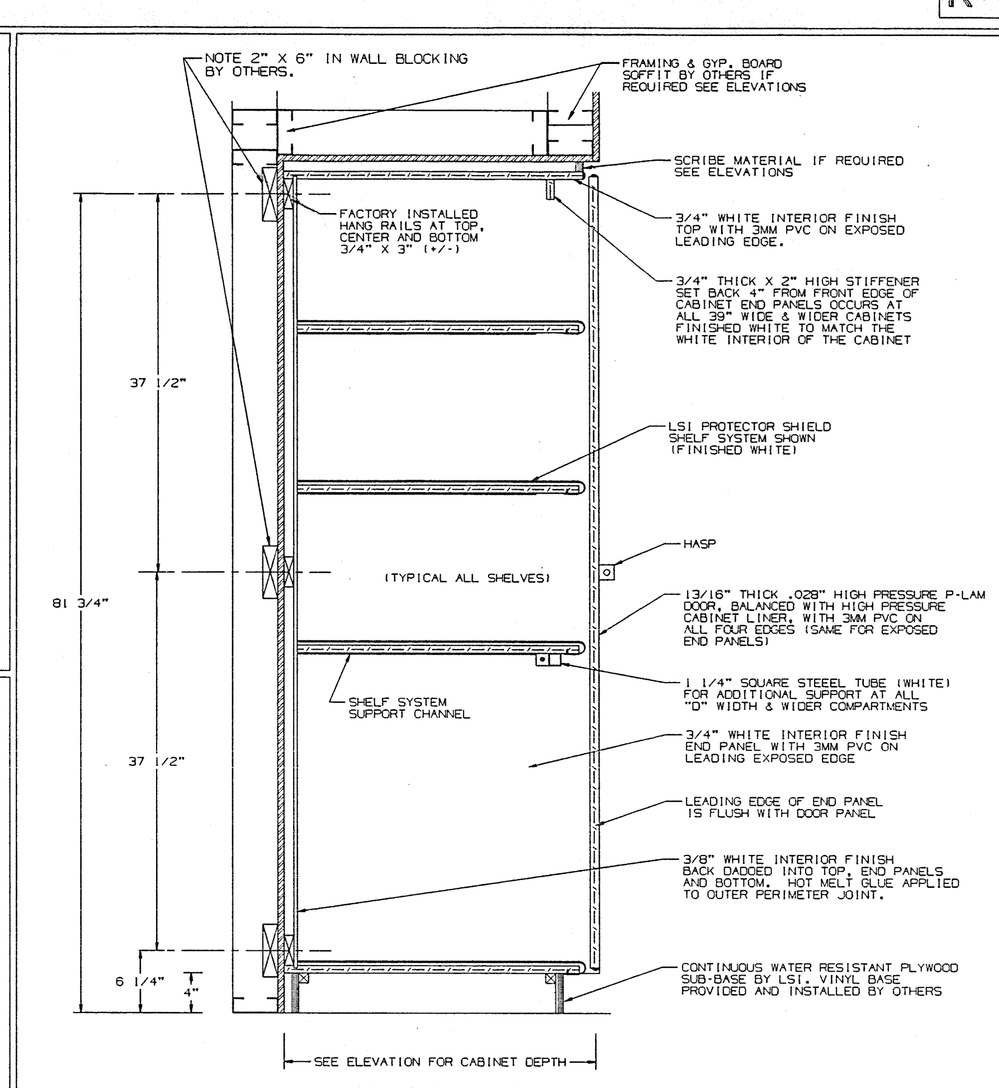

SECTION

PROJECT NOTES

☐ THESE MUSIC PRODUCT DETAILS, SPECIFICATIONS AND NOTES APPLY TO ONLY THE FOLLOWING ELEVATIONS &/OR CABINET NUMBERS.
ELEVATIONS #1 THRU #12, #15
THRU #19, #21, #22, AND #23.

☐ FOLLOW LSI INSTALLATION MANUALS FOR RECOMMENDED FASTENING METHODS AND FASTENER TYPES

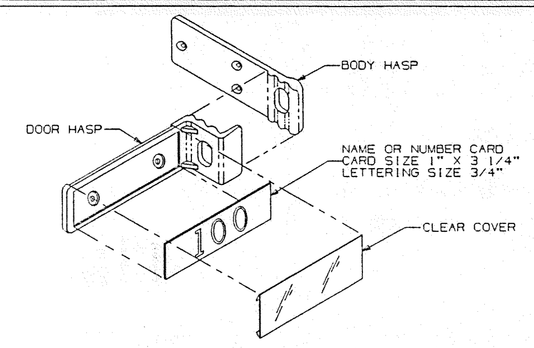

LSI MOLDED HASP SYSTEM

PROJECT:
CHESTERTON HIGH SCHOOL

ARCHITECT:
FANNING / HOWEY ASSOCIATES, INC.

SHIPPING ADDRESS:
CHESTERTON HIGH SCHOOL
2125 SOUTH 11TH STREET
CHESTERTON, INDIANA 46304

SHOP DRAWING/SUBMITTAL REVIEW STATUS

ARCHITECT'S DETERMINATION		RESPONSE REQUIRED	
No Exceptions Taken ☐	Rejected ☐	Confirm ☐	
Note Markings ☐	Comments Attached ☒	Resubmit ☒	

Architect's review is only for checking conformance with the information given, and with the design concept expressed, in the Contract Documents. Any and all markings and/or comments applied by the Architect shall not relieve the Contractor from compliance with the Contract Documents, nor allow departures therefrom. The Contractor remains responsible for details and accuracy, for confirming and correlating all quantities and dimensions, for selecting fabrication processes or techniques of assembly, for performing his work in a safe manner, and for coordinating his work with all other trades.
FANNING/HOWEY ASSOCIATES, INC. ARCHITECTS/ENGINEERS
By HC Date 10-27-98

☒ CHECKED AND FORWARDED TO A/E
☐ REVISE AND RESUBMIT
☐ INSUFFICIENT INFORMATION

Checking is only for conformance and compliance with the information given in the Contract Documents. Contractor is responsible for dimensions to be confirmed and correlated at the job site; for information that pertains solely to the fabrication processes or to techniques of construction and for coordination of the work of all trades.

BY HPA
DATE 9-21-98
CONSTRUCTION CONTROL
FORT WAYNE, INDIANA

LSI CORPORATION OF AMERICA, INC.

2100 XENIUM LANE
MINNEAPOLIS
MINNESOTA 55441
612/559-4664
FAX 612/559-4335

MANUFACTURERS OF CASEWORK SYSTEMS IN DESIGNER LAMINATES

PRINTS ISSUED			
DATE	NO.	TO	FOR
5-1-98	15-78	RIDDLE EQUIPMENT	APRV'L
9-15-98	15-78	"	"

THESE DRAWINGS ARE FURNISHED FOR THE SOLE INTENT OF MANUFACTURING AND INSTALLING LSI CORPORATION OF AMERICA, INC. (LSI) CASEWORK. AS A RESULT LSI DOES NOT GUARANTEE THEIR ACCURACY TO, NOR WARRENT THEIR FITNESS FOR USE BY OTHERS. THEY ARE NOT INTENDED TO BE USED TO ORDER COMPONENT PARTS OR ASSEMBLIES FURNISHED BY OTHERS, AND LSI IS NOT LIABLE FOR ANY DIRECT OR CONSEQUENTIAL LOSS OR DAMAGE SUFFERED BY OTHERS RELYING ON THEM. THE DRAWINGS REMAIN THE PROPERTY OF LSI AND MUST BE RETURNED UPON DEMAND. THE ACCEPTANCE AND USE OF THE DRAWINGS IMPLIES AGREEMENT TO THE ABOVE CONDITIONS AND UNDERSTANDING THAT THESE DRAWINGS WILL NOT BE USED IN ANY WAY DETRIMENTAL TO LSI.

LSI DEALER NAME
RIDDLE EQUIPMENT COMPANY
7 WEST US HWY 6
VALPARAISO, INDIANA 46383
TELEPHONE: (219) 477-2010
FAX: (219) 477-3778

1ST REV △	CAD ENG: KK	
2ND REV △	PROD ENG:	
3RD REV △	SENIOR ENG:	
LSI PROJECT NAME: Chesterton High School	LSI PROJECT NUMBER: 14625	SHEET NUMBER: 1 OF 3

RIDDLE EQUIPT. - MUSIC CASEWORK

98m-A-01