DRAWING NO.: 72703E22

SEE DWG. NO. 72703E20 FOR CONTINUATION

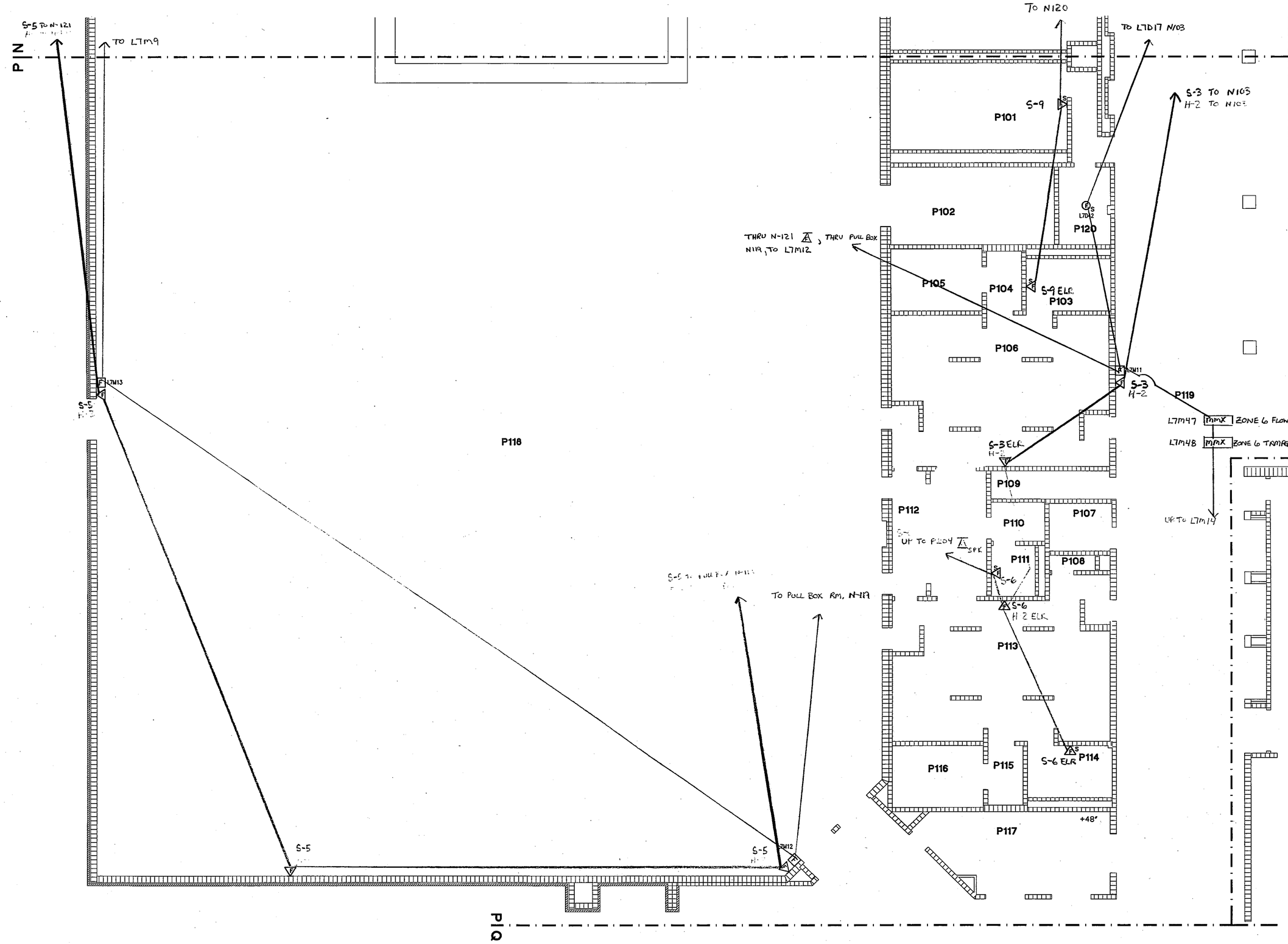

SEE DWG. NO. 72703E18 FOR CONTINUATION

SEE DWG. NO. 72703E24 FOR CONTINUATION

ROOM LEGEND P1

ROOM NO.	ROOM NAME	AREA S.F.	CEILING HEIGHT
P101	MEN'S TOILET	425	9'-4"
P102	ATHLETIC STORAGE	294	----
P103	TOILET	104	9'-4"
P104	DRYING ROOM	49	9'-4"
P105	SHOWER	130	9'-4"
P106	BOY'S PE LOCKER	761	9'-4"
P107	JANITOR	71	9'-4"
P108	STORAGE	19	9'-4"
P109	STAIR	74	VARIES
P110	COACH LOCKER	52	9'-4"
P111	TOILET	52	9'-4"
P112	OFFICE	272	9'-4"
P113	BOY'S PE LOCKER	747	9'-4"
P114	TOILET	104	9'-4"
P115	DRYING ROOM	49	9'-4"
P116	SHOWER	130	9'-4"
P117	CONCESSION STAND	333	9'-4"
P118	FIELDHOUSE	15052	----
P119	CORRIDOR	3893	10'-0"
P120	ELECTRICAL ROOM	95	----

LEGEND

SYM	DESCRIPTION
FAP	FIRE ALARM PANEL
ANN	FIRE ANNUNCIATOR
F	MANUAL PULL STATION
	ALARM HORN/STROBE
WP	ALARM HORN/STROBE, WEATHERPROOF
S	ALARM STROBE
SPK	ALARM SPEAKER
S	SMOKE DETECTOR
T	HEAT DETECTOR
F S	DUCT MOUNTED SMOKE DETECTOR
SD F S	DUCT MOUNTED SMOKE DETECTOR WITH INTEGRAL RELAY
	MONITORING LED
CMX	CONTROL MODULE
MMX	MONITOR MODULE

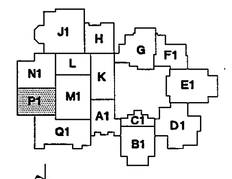

NORTH KEYPLAN

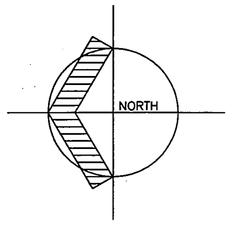

AUXILIARY PLAN UNIT P1

SCALE 1/8" = 1'-0"

0 1 2 4 8 16
1/8"=1'-0"

REFERENCE DRAWINGS	
DWG. NO.	DESCRIPTION
72703E26	FIRE ALARM WIRING RISER DIAGRAM
72703E35	FIRE ALARM WIRING DETAILS & NOTES

McDANIEL FIRE SYSTEMS
1055 W.JOLIET RD. • P.O.BOX 70
VALPARAISO, INDIANA 46385
(219)-462-0571

MFS JOB NO. 72703
INSURANCE
SCALE 1/8"=1'-0"
SPECIFICATION 95067.00
DESIGNED BY J. J. GAWRYSIAK | CHECKED BY K. A. LINDSTEDT | DATE 7/16/98

NO.	DATE	BY	REVISIONS
C	11/11/98	KAL	ISSUED FOR CONSTRUCTION
B	8/13/98	JJG	REVISED PER F&H COMMENTS
A	7/16/98	KAL	ISSUED FOR REVIEW

CHESTERTON HIGH SCHOOL
2125 S. 11TH STREET
CHESTERTON, INDIANA

FIRE ALARM & DETECTION SYSTEM
UNIT P1
DEVICE LAYOUT

DRAWING NO.: 72703E22 | REV. 0 | SHEET NO. 1 OF 1

72703E18 FOR CONTINUATION