DRAWING NO.: 72703E19

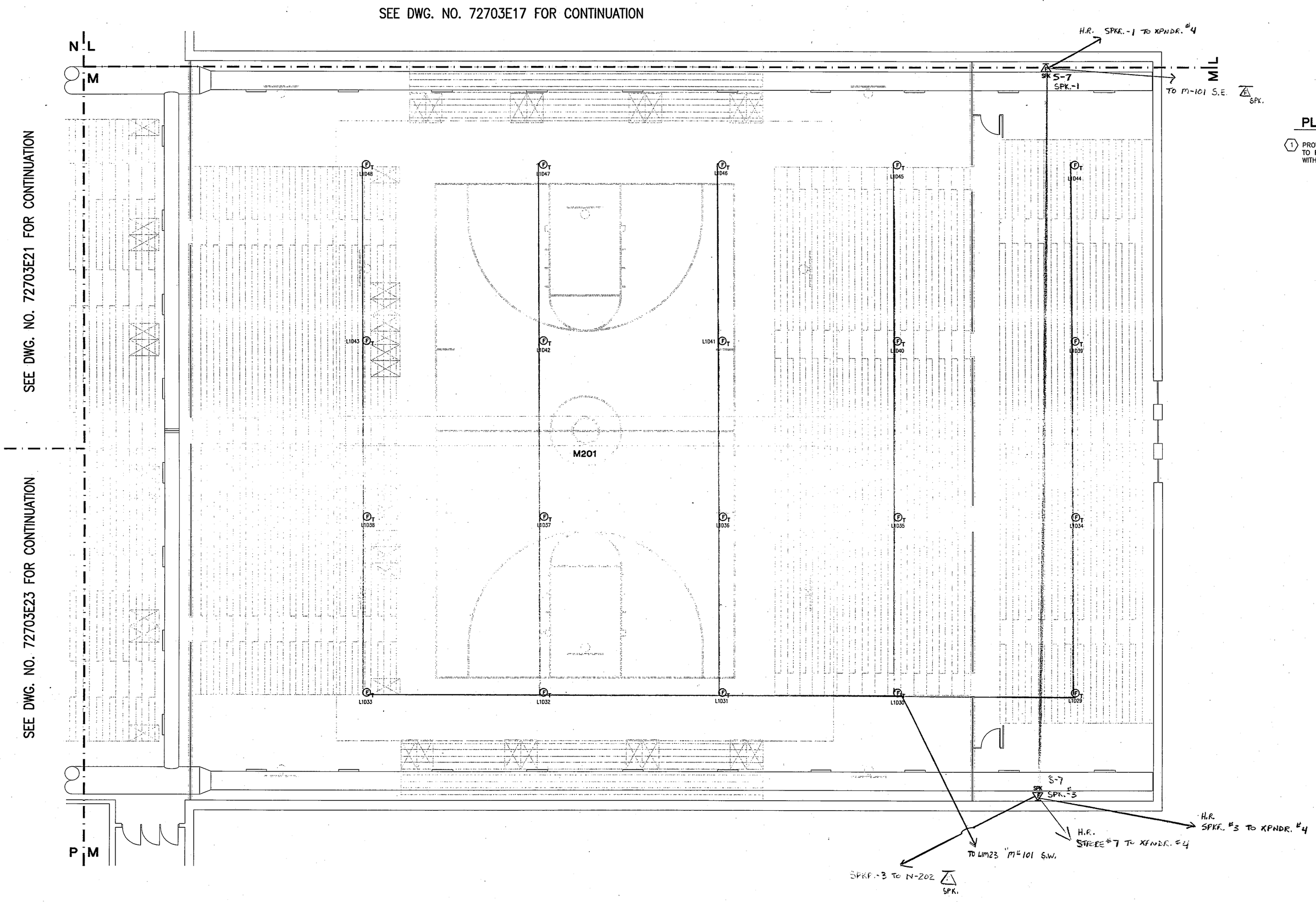

ROOM LEGEND M2

ROOM NO.	ROOM NAME	AREA S.F.	CEILING HEIGHT
M201	SEATING MEZZANINE	3746	----

PLAN NOTES

1. PROVIDE DETECTOR WITH ONE SET OF AUXILIARY CONTACTS FOR CONNECTION TO FIRE ALARM PRE-ACTION PANEL IN ROOM N202. MOUNT HEAT DETECTOR WITH-IN 1'-0" OF STEEL DECK.

LEGEND

SYM	DESCRIPTION
FAP	FIRE ALARM PANEL
ANN	FIRE ANNUNCIATOR
F	MANUAL PULL STATION
	ALARM HORN/STROBE
WP	ALARM HORN/STROBE, WEATHERPROOF
S	ALARM STROBE
SPK	ALARM SPEAKER
S	SMOKE DETECTOR
T	HEAT DETECTOR
S	DUCT MOUNTED SMOKE DETECTOR
SD S	DUCT MOUNTED SMOKE DETECTOR WITH INTEGRAL RELAY
	MONITORING LED
CMX	CONTROL MODULE
MMX	MONITOR MODULE

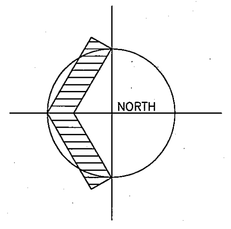

AUXILIARY PLAN UNIT M2

SCALE 1/8" = 1'-0"

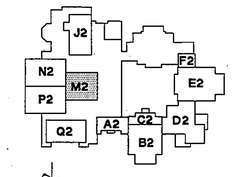

NORTH KEYPLAN

98-FP-19

NO.	DATE	BY	REVISIONS
C	11/11/98	KAL	ISSUED FOR CONSTRUCTION
B	8/13/98	JJG	REVISED PER F&H COMMENTS
A	7/16/98	KAL	ISSUED FOR REVIEW

REFERENCE DRAWINGS	
DWG. NO.	DESCRIPTION
72703E26	FIRE ALARM WIRING RISER DIAGRAM
72703E35	FIRE ALARM WIRING DETAILS & NOTES

McDANIEL FIRE SYSTEMS
1055 W.JOLIET RD. • P.O.BOX 70
VALPARAISO, INDIANA 46385
(219)-462-0571

MFS JOB NO. 72703
INSURANCE
SCALE 1/8"=1'-0"
SPECIFICATION 95067.00
DESIGNED BY J. J. GAWRYSIAK CHECKED BY K. A. LINDSTEDT DATE 7/16/98

CHESTERTON HIGH SCHOOL
2125 S. 11TH STREET
CHESTERTON, INDIANA

FIRE ALARM & DETECTION SYSTEM
UNIT M2
DEVICE LAYOUT

DRAWING NO.: 72703E19 REV. 0 SHEET NO. 1 OF 1

0 1 2 4 8 16
1/8"=1'-0"