DRAWING NO. 72703E17

SEE DWG. NO. 72703E14 FOR CONTINUATION

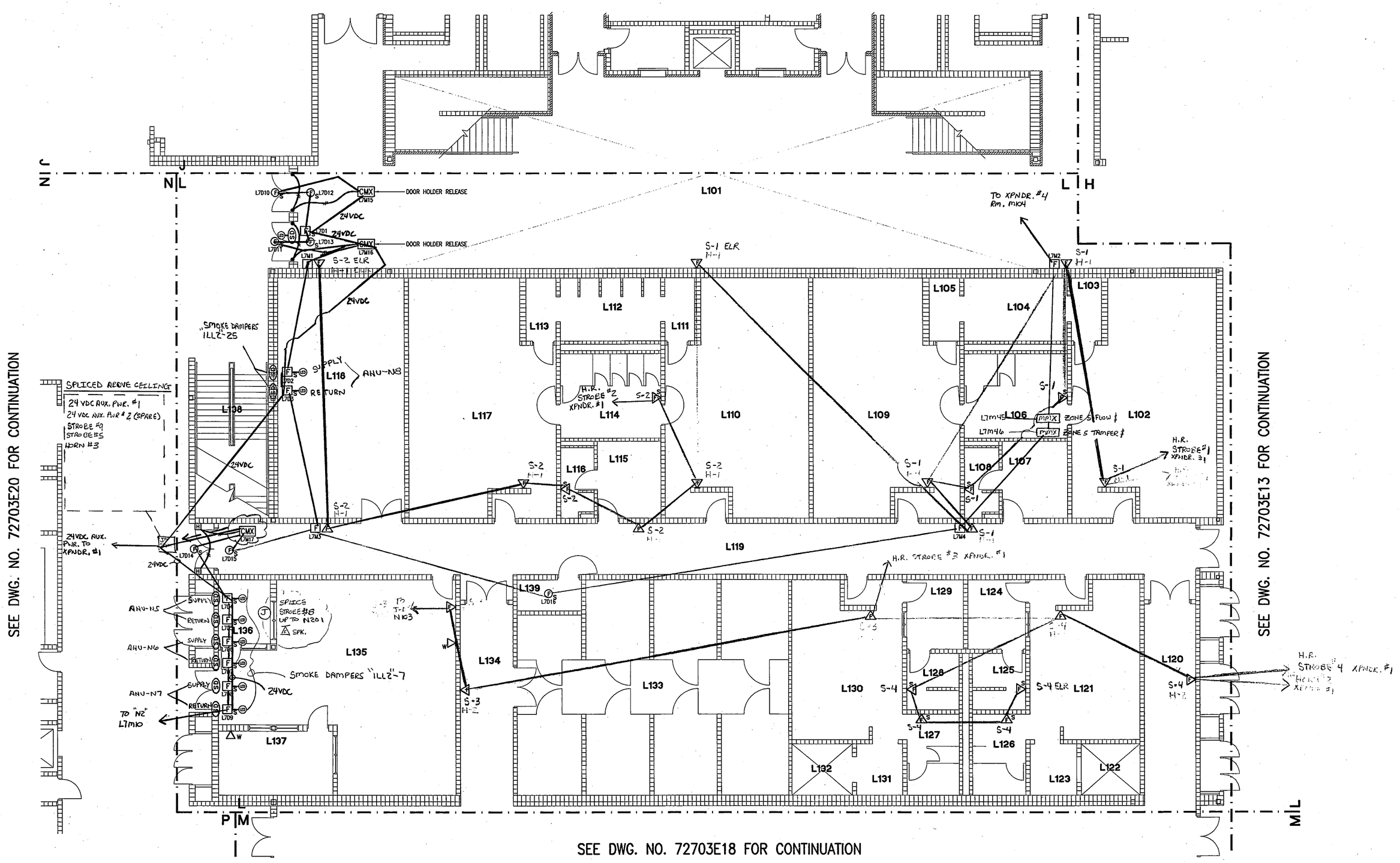

SEE DWG. NO. 72703E18 FOR CONTINUATION

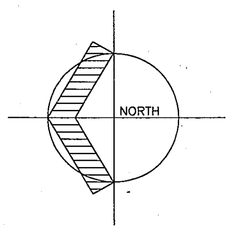

AUXILIARY PLAN UNIT L

SCALE 1/8" = 1'-0"

ROOM LEGEND L1

ROOM NO.	ROOM NAME	AREA S.F.	CEILING HEIGHT
L101	CORRIDOR	1892	VARIES
L102	BOY'S ATHLETIC LOCKER	782	9'-4"
L103	DRYING ROOM	46	9'-4"
L104	SHOWER	154	9'-4"
L105	DRYING ROOM	46	9'-4"
L106	TOILET	206	9'-4"
L107	ATHLETIC OFFICE	120	9'-4"
L108	TOILET	54	9'-4"
L109	BOY'S ATHLETIC LOCKER	782	9'-4"
L110	GIRLS ATHLETIC LOCKER	782	9'-4"
L111	DRYING ROOM	46	9'-4"
L112	SHOWER	150	9'-4"
L113	DRYING ROOM	46	9'-4"
L114	TOILET	206	9'-4"
L115	ATHLETIC OFFICE	120	9'-4"
L116	TOILET	54	9'-4"
L117	GIRLS ATHLETIC LOCKER	782	9'-4"
L118	LAUNDRY	731	9'-4"
L119	CORRIDOR	1213	10'-0"
L120	CORRIDOR	257	10'-0"
L121	BOYS ATHLETIC LOCKER	421	9'-4"
L122	SHOWER	75	9'-4"
L123	DRYING ROOM	57	9'-4"
L124	OFFICE	94	9'-4"
L125	TOILET	68	9'-4"
L126	TOILET	104	9'-4"
L127	TOILET	104	9'-4"
L128	TOILET	68	9'-4"
L129	OFFICE	94	----
L130	GIRLS ATHLETIC LOCKER	421	9'-4"
L131	DRYING ROOM	57	9'-4"
L132	SHOWER	75	9'-4"
L133	STORAGE	1,331	----
L134	CORRIDOR	257	10'-0"
L135	TRAINING ROOM	939	9'-4"
L136	OFFICE	83	9'-4"
L137	WHIRLPOOL ROOM	180	9'-4"
L138	STAIR	291	12'-0"
L139	ELECTRICAL ROOM	48	----

LEGEND

SYM	DESCRIPTION
FAP	FIRE ALARM PANEL
ANN	FIRE ANNUNCIATOR
F	MANUAL PULL STATION
	ALARM HORN/STROBE
	ALARM HORN/STROBE, WEATHERPROOF
S_S	ALARM STROBE
SPK_S	ALARM SPEAKER
P_S	SMOKE DETECTOR
P_T	HEAT DETECTOR
F_S	DUCT MOUNTED SMOKE DETECTOR
SD F_S	DUCT MOUNTED SMOKE DETECTOR WITH INTEGRAL RELAY
	MONITORING LED
CMX	CONTROL MODULE
MMX	MONITOR MODULE

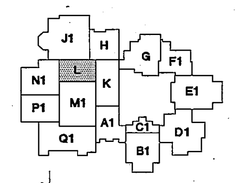

NORTH KEYPLAN

NO.	DATE	BY	REVISIONS
0	11/11/98	KAL	ISSUED FOR CONSTRUCTION
B	8/13/98	JJG	REVISED PER F&H COMMENTS
A	7/16/98	KAL	ISSUED FOR REVIEW

REFERENCE DRAWINGS	
DWG. NO.	DESCRIPTION
72703E26	FIRE ALARM WIRING RISER DIAGRAM
72703E35	FIRE ALARM WIRING DETAILS & NOTES

McDANIEL FIRE SYSTEMS
1055 W.JOLIET RD. • P.O.BOX 70
VALPARAISO, INDIANA 46385
(219)-462-0571

MFS JOB NO. 72703
INSURANCE
SCALE 1/8"=1'-0"
SPECIFICATION 95067.00
DESIGNED BY J. J. GAWRYSIAK CHECKED BY K. A. LINDSTEDT DATE 7/16/98

CHESTERTON HIGH SCHOOL
2125 S. 11TH STREET
CHESTERTON, INDIANA

FIRE ALARM & DETECTION SYSTEM
UNIT L
DEVICE LAYOUT

DRAWING NO.: 72703E17 REV. 0 SHEET NO. 1 OF 1

0 1 2 4 8 16
1/8"=1'-0"