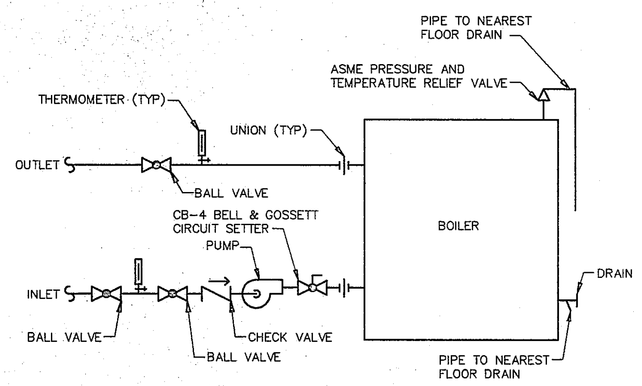

TYPICAL BOILER PIPING DETAIL

NOT TO SCALE

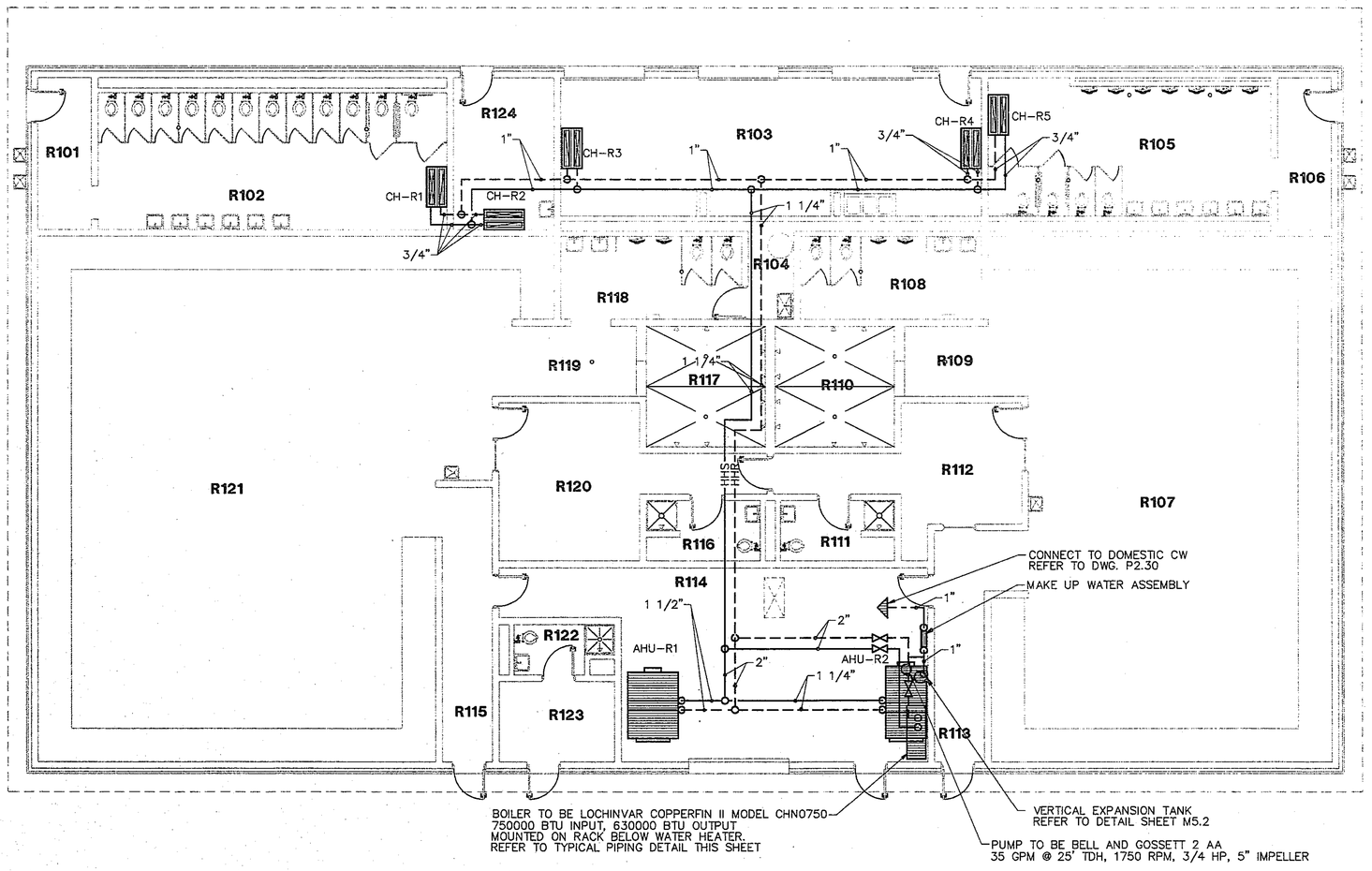

ROOM LEGEND "R"

ROOM NO.	ROOM NAME	AREA S.F.	CEILING HEIGHT
R101	VESTIBULE	80	9'-4"
R102	WOMENS TOILET	471	9'-4"
R103	CONCESSIONS	568	9'-4"
R104	UTILITY	81	---
R105	MENS TOILET	371	9'-4"
R106	VESTIBULE	80	9'-4"
R107	LOCKER ROOM	1701	9'-4"
R108	TOILET	142	9'-4"
R109	DRYING	142	9'-4"
R110	SHOWER	61	9'-4"
R111	DRESSING ROOM	66	9'-4"
R112	OFFICE	204	9'-4"
R113	PASSAGE	142	9'-4"
R114	STORAGE	553	---
R115	PASSAGE	115	9'-4"
R116	DRESSING ROOM	66	9'-4"
R117	SHOWER	142	9'-4"
R118	TOILET	149	9'-4"
R119	DRYING	89	9'-4"
R120	OFFICE	270	9'-4"
R121	LOCKER ROOM	2268	9'-4"
R122	REF. TOILET	50	9'-4"
R123	LOCKER ROOM	92	9'-4"
R124	FIRST AID	151	9'-4"
R125	MECHANICAL	82	---

ROOM LEGEND "T"

ROOM NO.	ROOM NAME	AREA S.F.	CEILING HEIGHT
T101	CONCESSIONS	334	8'-8"
T102	STAIR	73	---
T103	MENS TOILET	189	8'-8"
T104	WOMENS TOILET	203	8'-8"
T105	UTILITY	12	8'-8"
T106	MECHANICAL	24	---
200	PRESS BOX	351	8'-6"

ROOM LEGEND "U"

ROOM NO.	ROOM NAME	AREA S.F.	CEILING HEIGHT
U101	STORAGE	826	8'-8"
U102	STAIR	73	---
200	PRESS BOX	351	8'-6"

ROOM LEGEND "V"

ROOM NO.	ROOM NAME	AREA S.F.	CEILING HEIGHT
V101	CONCESSIONS	363	8'-8"
V102	STAIR	73	---
V103	STORAGE	452	8'-8"
200	PRESS BOX	351	8'-6".

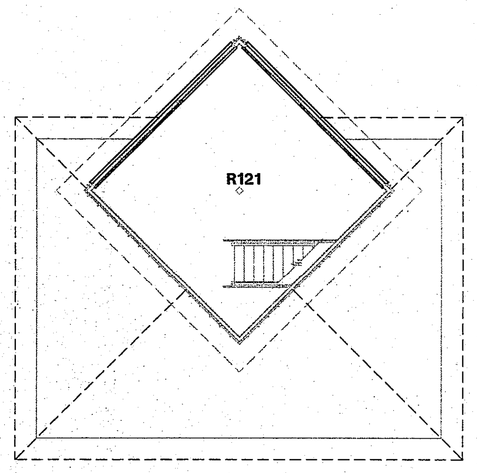

2ND FLOOR PLAN UNITS "T, U & V"

1/8"=1'-0"

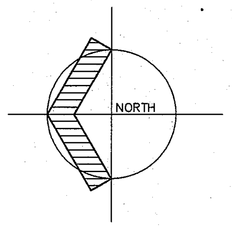

FLOOR PLAN UNIT "R"

(ALTERNATE REFER TO SPECIFICATION SECTION 01030)

1/8"=1'-0"

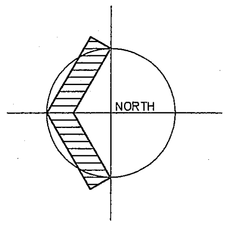

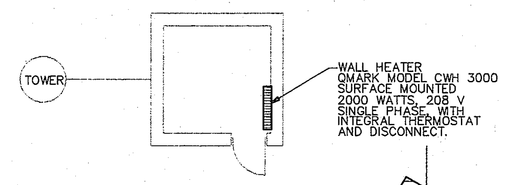

FLOOR PLAN UNIT "W"

1/8"=1'-0"

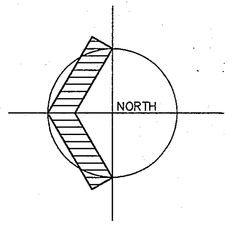

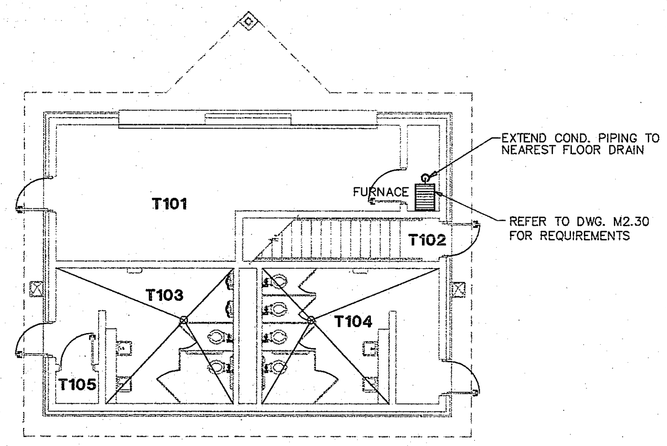

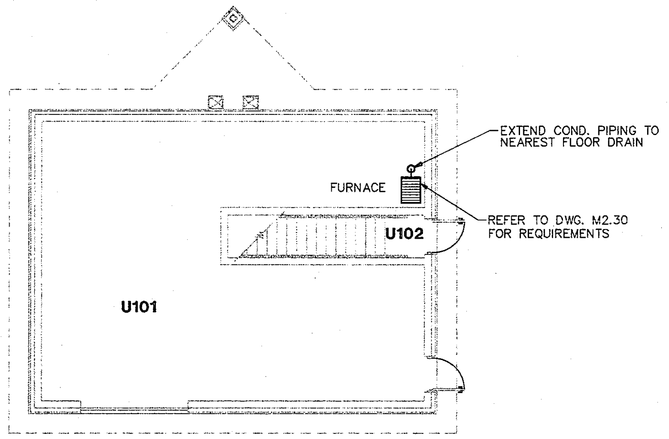

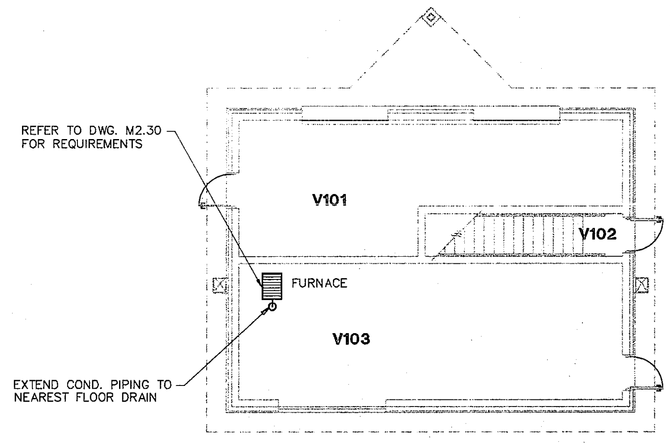

FLOOR PLAN UNIT "T"

1/8"=1'-0"

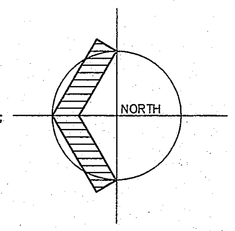

FLOOR PLAN UNIT "U"

1/8"=1'-0"

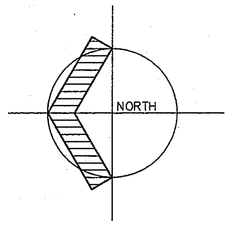

FLOOR PLAN UNIT "V"

1/8"=1'-0"

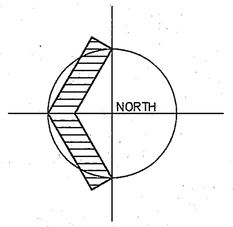

COPYRIGHT 1997 BY FANNING/HOWEY ASSOCIATES, INC.

DOUGLAS M. WICKS REGISTERED STATE OF INDIANA ARCHITECT

LEE BROCKMAN REGISTERED STATE OF INDIANA ARCHITECT

THE NEW
CHESTERTON HIGH SCHOOL
FOR THE
DUNELAND SCHOOL CORPORATION
CHESTERTON, INDIANA

Fanning/Howey Associates, Inc.
Architects Engineers Consultants

HEATING UNITS "R,T,U,V&W"

DRAWN BY: SCB COMM. NO.: 95067.00
CHECKED BY: CAM DATE: APRIL 21, 1997

REVISIONS NO. DATE

M3.30

CHESTERTON HIGH SCHOOL
95067.00

97-M-66

106