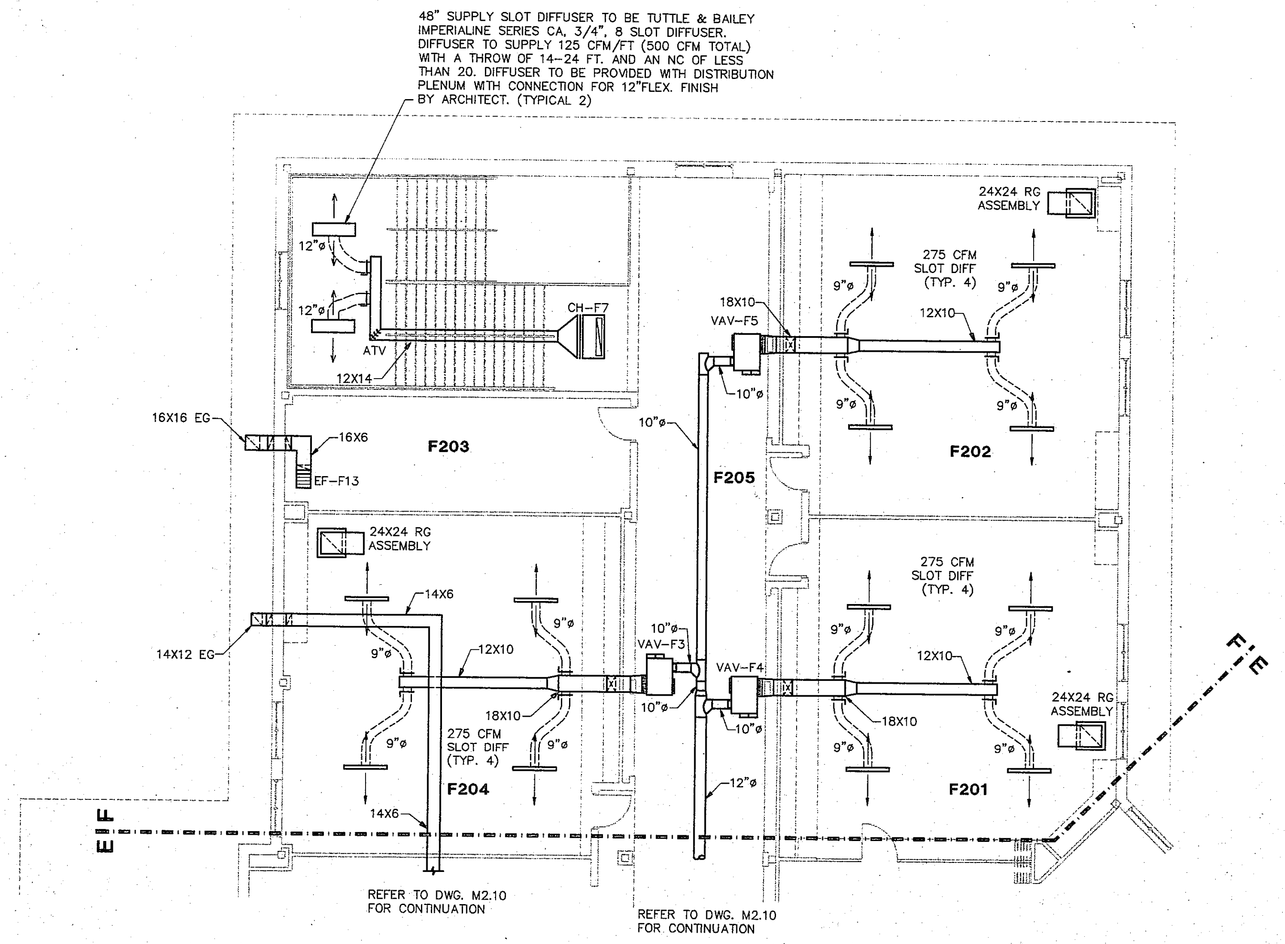

FLOOR PLAN UNIT "F2"

1/8"=1'-0"

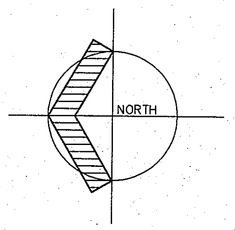

NOTES

1. ALL RECTANGULAR SUPPLY AND RETURN DUCTING IS TO BE WRAPPED WITH DUCTWRAP. ALL FRESH AIR INTAKE DUCTING FROM THE INTAKE GRILLE TO THE AIR HANDLING UNIT IS TO BE WRAPPED WITH DUCT WRAP. ALL SPIRAL DUCTING IS TO BE WRAPPED WITH DUCT WRAP WITH THE EXCEPTION OF THE EXPOSED SPIRAL DUCT IN THE GYMNASIUM. FRESH AIR SUPPLY DUCT FROM MAKE-UP AIR FAN TO KITCHEN HOOD IS TO BE WRAPPED WITH DUCT WRAP. REFER TO SPECIFICATION SECTION 15250 FOR ADDITIONAL REQUIREMENTS.
2. TERMINAL UNITS FOR EXHAUST FANS AND RANGE HOODS TO BE PENN AIRETTE OR APPROVED EQUAL WITH CURB & BIRD SCREEN. SIZE SHOWN IS MINIMUM ACCEPTABLE SIZE.
3. PROVIDE OPPOSED BLADE VOLUME DAMPERS ON ALL SUPPLY DIFFUSERS AND GRILLES (EXCEPT SLOT DIFFUSERS AND GYMNASIUM RETURN GRILLE).
4. FD-1 = 1 HR FIRE DAMPER ASSEMBLY
   FD-2 = 2 HR FIRE DAMPER ASSEMBLY
   FD-3 = 3 HR FIRE DAMPER ASSEMBLY
   SD-1 = SMOKE DAMPER ASSEMBLY
5. COORDINATE GRILLE & DIFFUSER LOCATIONS WITH REFLECTED CEILING AND ELECTRICAL PLANS. (DIFFUSERS TO BE MIN. 4'-0" FROM MOTION DETECTORS.)
6. ALL LOW PRESSURE DUCT OFFSETS OVER PROJECTION SCREENS IN TYPICAL CLASSROOMS, TO BE ELIMINATED IN BASE BID.

INDICATES 16X8 AIR TRANSFER OPENING IN WALL

97-M-13

COPYRIGHT 1997 BY FANNING/HOWEY ASSOCIATES, INC.

THOMAS M. WICKS REGISTERED No. 30091 STATE OF INDIANA ARCHITECT

LEE BROCKWAY REGISTERED No. 7666 STATE OF INDIANA ARCHITECT

THE NEW
CHESTERTON HIGH SCHOOL
FOR THE
DUNELAND SCHOOL CORPORATION
CHESTERTON, INDIANA

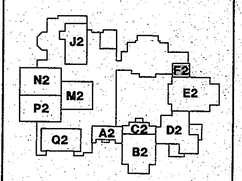

Fanning/Howey Associates, Inc.
Architects Engineers Consultants

VENTILATION PLAN UNIT "F2"

DRAWN BY: SCB
CHECKED BY: CAM
COMM. NO.: 95067.00
DATE: APRIL 21, 1997

REVISIONS NO. DATE

M2.12

CHESTERTON HIGH SCHOOL
95067.00