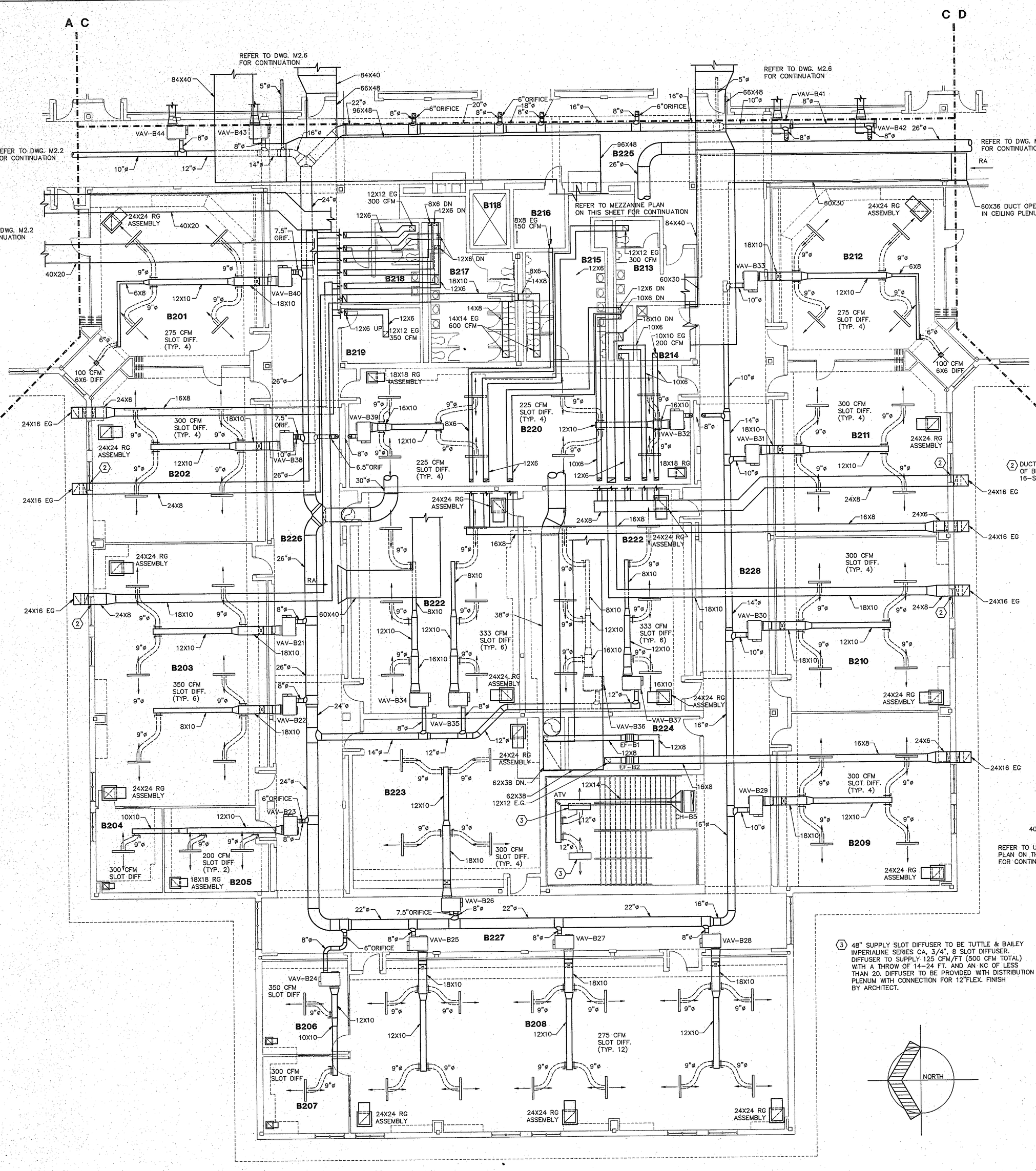

FLOOR PLAN UNIT "B2"

1/8"=1'-0"

ROOM LEGEND "B2"

ROOM NO.	ROOM NAME	AREA S.F.	CEILING HEIGHT
B201	CLASSROOM	996	11'-8"
B202	CLASSROOM	959	VARIES
B203	CLASSROOM LAB	1459	VARIES
B204	OFFICE	182	9'-4"
B205	WORKROOM	276	9'-4"
B206	WORKROOM	264	9'-4"
B207	OFFICE	217	9'-4"
B208	CLASSROOM LAB	2447	VARIES
B209	CLASSROOM	967	VARIES
B210	CLASSROOM	972	VARIES
B211	CLASSROOM	959	VARIES
B212	CLASSROOM	996	11'-8"
B213	FACULTY TOILET	177	9'-0"
B214	JANITOR CLOSET	106	9'-0"
B215	BOYS TOILET	355	9'-0"
B216	MECHANICAL	100	---
B217	GIRLS TOILET	375	9'-0"
B218	FACULTY TOILET	177	9'-0"
B219	ELECTRICAL	143	---
B220	FACULTY WORKROOM	1306	8'-0"
B221	CLASSROOM LAB	1210	VARIES
B222	CLASSROOM LAB	1210	VARIES
B223	ISL	1018	VARIES
B224	STORAGE	240	9'-4"
B225	CORRIDOR	2143	10'-0"
B226	CORRIDOR	1843	10'-0"
B227	CORRIDOR	1011	10'-0"
B228	CORRIDOR	1843	10'-0"
B229	MECHANICAL MEZZ	3252	---

NOTES

1. ALL RECTANGULAR SUPPLY AND RETURN DUCTING IS TO BE WRAPPED WITH DUCTWRAP. ALL FRESH AIR INTAKE DUCTING FROM THE INTAKE GRILLE TO THE AIR HANDLING UNIT IS TO BE WRAPPED WITH DUCT WRAP. ALL SPIRAL DUCTING IS TO BE WRAPPED WITH DUCT WRAP WITH THE EXCEPTION OF THE EXPOSED SPIRAL DUCT IN THE GYMNASIUM. FRESH AIR SUPPLY DUCT FROM MAKE-UP AIR FAN TO KITCHEN HOOD IS TO BE WRAPPED WITH DUCT WRAP. REFER TO SPECIFICATION SECTION 15250 FOR ADDITIONAL REQUIREMENTS.
2. TERMINAL UNITS FOR EXHAUST FANS AND RANGE HOODS TO BE PENN AIRETTE OR APPROVED EQUAL WITH CURB & BIRD SCREEN. SIZE SHOWN IS MINIMUM ACCEPTABLE SIZE.
3. PROVIDE OPPOSED BLADE VOLUME DAMPERS ON ALL SUPPLY DIFFUSERS AND GRILLES (EXCEPT SLOT DIFFUSERS AND GYMNASIUM RETURN GRILLE)
4. FD-1 = 1 HR FIRE DAMPER ASSEMBLY
   FD-2 = 2 HR FIRE DAMPER ASSEMBLY
   FD-3 = 3 HR FIRE DAMPER ASSEMBLY
   SD-1 = SMOKE DAMPER ASSEMBLY
5. COORDINATE GRILLE & DIFFUSER LOCATIONS WITH REFLECTED CEILING AND ELECTRICAL PLANS. (DIFFUSERS TO BE MIN. 4'-0" FROM MOTION DETECTORS.)
6. ALL LOW PRESSURE DUCT OFFSETS OVER PROJECTION SCREENS IN TYPICAL CLASSROOMS, TO BE ELIMINATED IN BASE BID.

INDICATES 16X8 AIR TRANSFER OPENING IN WALL

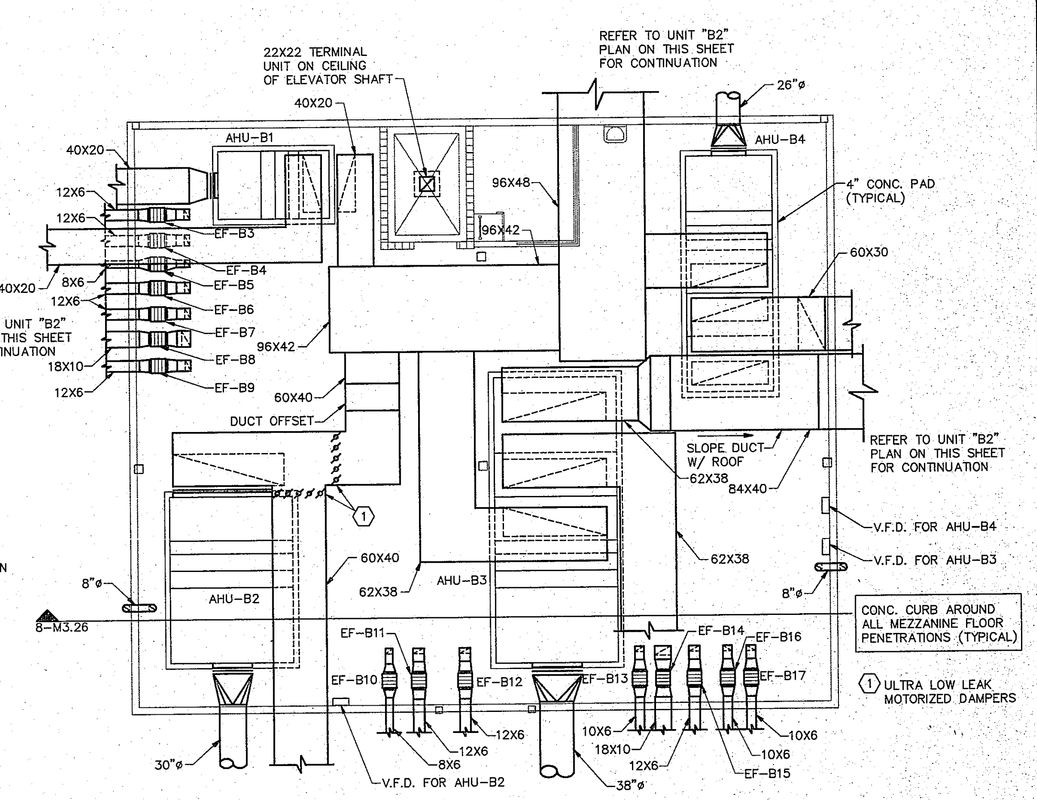

MEZZANINE FLOOR PLAN UNIT "B"

1/8"=1'-0"

COPYRIGHT 1997 BY FANNING/HOWEY ASSOCIATES, INC.

DOUGLAS M. WICKSTROM REGISTERED STATE OF INDIANA ARCHITECT

LEE BROCKMAN REGISTERED STATE OF INDIANA ARCHITECT

THE NEW
CHESTERTON HIGH SCHOOL
FOR THE
DUNELAND SCHOOL CORPORATION
CHESTERTON, INDIANA

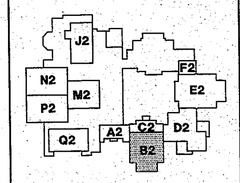

Fanning/Howey Associates, Inc.
Architects Engineers Consultants

VENTILATION PLAN UNIT "B2"	
DRAWN BY: SCB	COMM. NO.: 95067.00
CHECKED BY: CAM	DATE: APRIL 21, 1997
M2.4	REVISIONS NO. DATE

CHESTERTON HIGH SCHOOL
95067.00

97-M-05