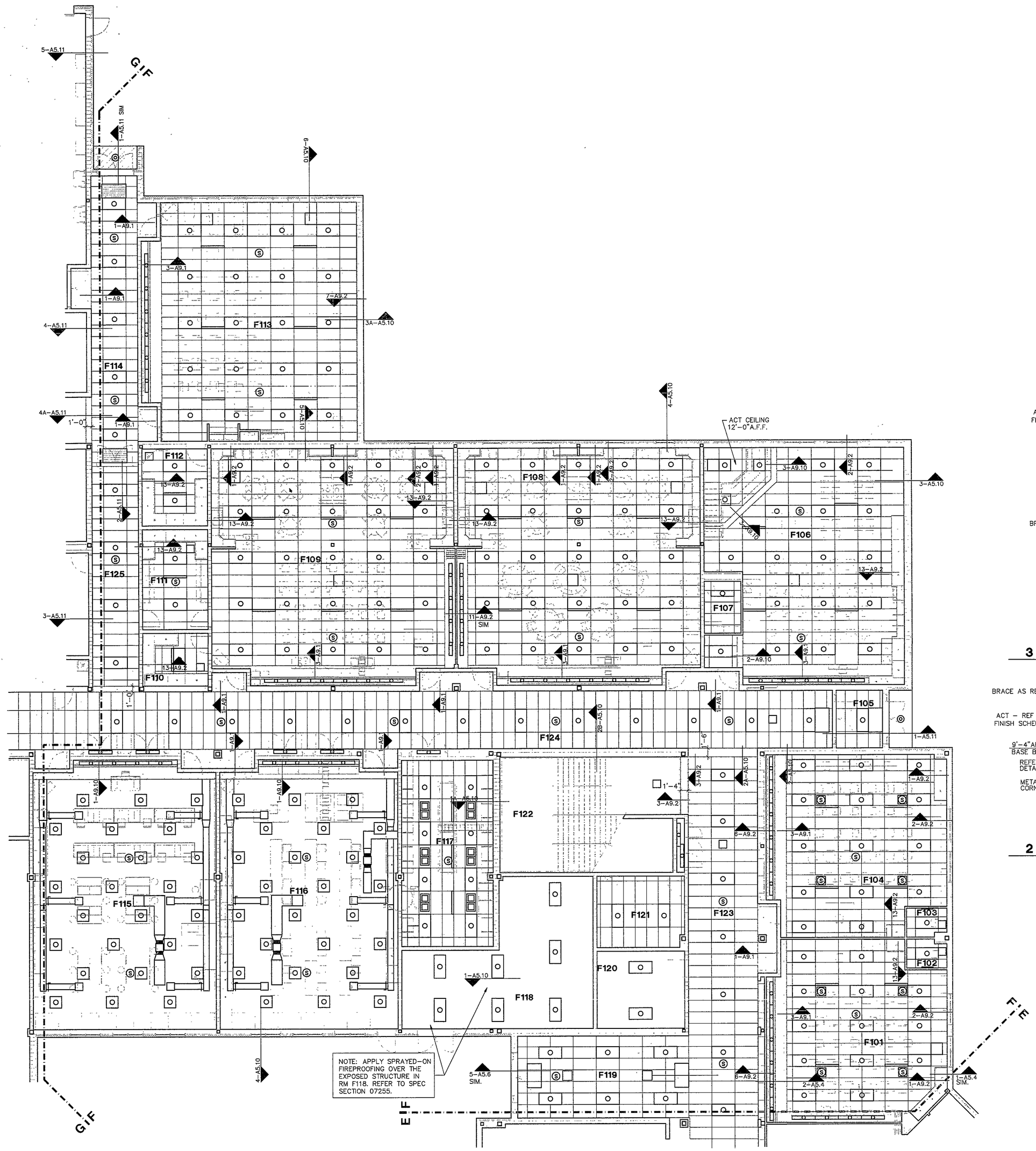

CEILING PLAN UNIT F1

1/8" = 1'-0"

GENERAL CEILING NOTES

1. ALTERNATE -- SLOPED CEILINGS, PROJECTION SURFACES AND LIGHTING SIMILAR TO DETAIL 3-A9.1 ARE TO BE PROVIDED UNDER AN ALTERNATIVE BID. TYPICAL AT CLASSROOM LOCATIONS UNLESS NOTED OTHERWISE. REFER TO ALTERNATIVES SPECIFICATION SECTION 01030.
2. UNDER THE BASE BID, PROVIDE LEVEL CEILING GRIDS AT 9'-4" A.F.F. WITHOUT SLOPED PROJECTION SURFACES IN CLASSROOMS. TYPICAL AT CLASSROOM LOCATIONS UNLESS NOTED OTHERWISE. ALSO REFER TO ALTERNATIVES SPECIFICATION SECTION 01030. REFER TO ELECTRICAL DRAWINGS FOR LIGHTING REQUIREMENTS.
3. PROVIDE A REVEAL DRYWALL TRIM AT ALL LOCATIONS WHERE GYPSUM WALLBOARD (GWB) ABUTS A DISSIMILAR MATERIAL. TYPICAL UNLESS NOTED OTHERWISE. REFER TO DETAIL 4-A9.1. REFER TO SPEC SECTION 09250.
4. PROVIDE A SHADOW MOLDING AT THE FULL PERIMETER OF ALL ACOUSTICAL CEILING TILE (ACT) CEILINGS. TYPICAL UNLESS NOTED OTHERWISE. REFER TO DETAIL 5-A9.1. REFER TO SPECIFICATION SECTION 09510.

ROOM LEGEND "F1"

ROOM NO.	ROOM NAME	AREA S.F.	CEILING HEIGHT
F101	CLASSROOM	923	VARIES
F102	RECORDING	33	9'-4"
F103	RECORDING	33	9'-4"
F104	CLASSROOM	935	VARIES
F105	VESTIBULE	80	9'-4"
F106	CHILD DEVELOPEMENT	1334	VARIES
F107	TOILET	57	9'-4"
F108	FOOD LAB	1685	VARIES
F109	FOOD LAB	1685	VARIES
F110	PANTRY	104	9'-4"
F111	OFFICE	196	9'-4"
F112	STORAGE	151	9'-4"
F113	CLOTHES LAB	1496	VARIES
F114	CORRIDOR	397	10'-0"
F115	COMMERCIAL LAB	1447	---
F116	PHOTOGRAPHY	1409	---
F117	DARKROOM	509	9'-4"
F118	YARD STORAGE	658	---
F119	CORRIDOR	420	10'-0"
F120	ELECTRICAL	202	---
F121	JANITOR	185	9'-4"
F122	STAIR	515	---
F123	CORRIDOR	820	10'-0"
F124	CORRIDOR	1448	10'-0"
F125	CORRIDOR	313	10'-0"

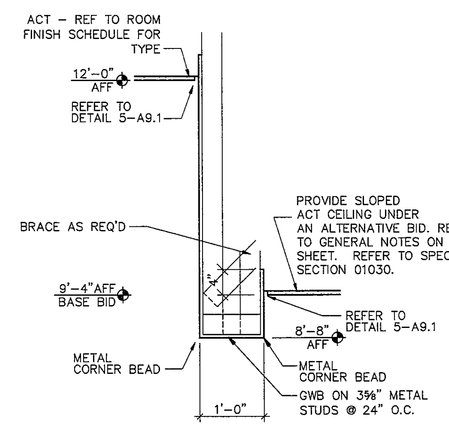

3 BULKHEAD DETAIL

3/4" = 1'-0"

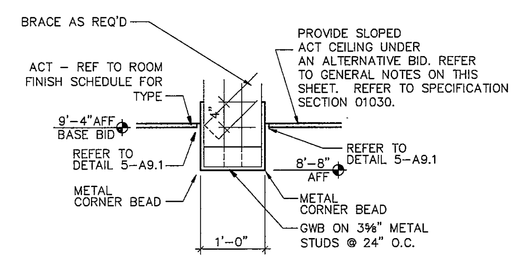

2 BULKHEAD DETAIL

3/4" = 1'-0"

REFLECTED CEILING PLAN LEGEND

- LIGHT FIXTURE - REFER TO ELECTRICAL
- SPEAKER - REFER TO ELECTRICAL
- LOUVER/GRILLE - REFER TO MECHANICAL
- SLOT DIFFUSER - REFER TO MECHANICAL
- ACOUSTICAL CEILING TILE (ACT) - REFER TO ROOM FINISH SCHEDULE FOR TYPES
- GYPSUM WALLBOARD (GWB)
- EXTERIOR INSULATION FINISH SYSTEM (EIFS)
- CEMENT PLASTER (PLAS)
- SPRAY-ON ACOUSTICAL INSULATION (SAI*) OVER GLASS FIBER REINFORCED GYPSUM UNITS
- PAINTED EXPOSED STRUCTURE (PES)
- CJ. CONTROL JOINT REFER TO DETAIL 12-A9.2

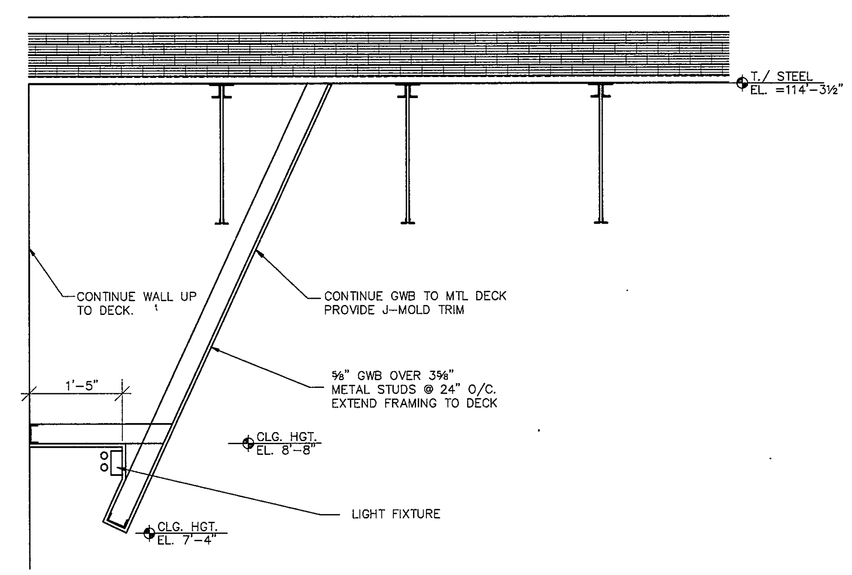

*NOTE: PROVIDE SLOPED PROJECTION SURFACE UNDER AN ALTERNATIVE BID. REFER TO GENERAL NOTES ON THIS SHEET. REFER TO SPECIFICATION SECTION 01030. TYPICAL UNLESS NOTED OTHERWISE.

1 ALTERNATE DETAIL

ALTERNATIVE 3/4" = 1'-0"

COPYRIGHT 1997 BY FANNING/HOWEY ASSOCIATES, INC.

DOUGLAS M. WICKSTROM REGISTERED No. 90001 STATE OF INDIANA ARCHITECT

LEE BROCKSMITH REGISTERED No. 7866 STATE OF INDIANA ARCHITECT

THE NEW
CHESTERTON HIGH SCHOOL
FOR THE
DUNELAND SCHOOL CORPORATION
CHESTERTON, INDIANA

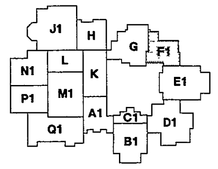

Fanning/Howey Associates, Inc.
Architects Engineers Consultants

CEILING PLAN UNIT F1	
DRAWN BY: GJE	COMM. NO.: 95067.00
CHECKED BY: JHJ	DATE: APRIL 21, 1997
A9.10	REVISIONS NO. DATE

CHESTERTON HIGH SCHOOL 95067.00

97-A-156