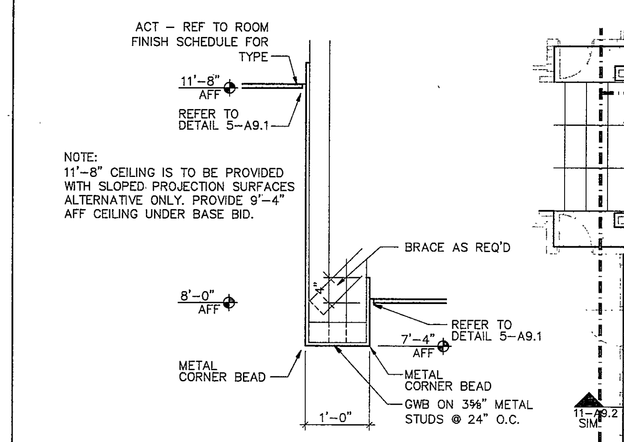


## 3 BULKHEAD DETAIL

3/4" = 1'-0"

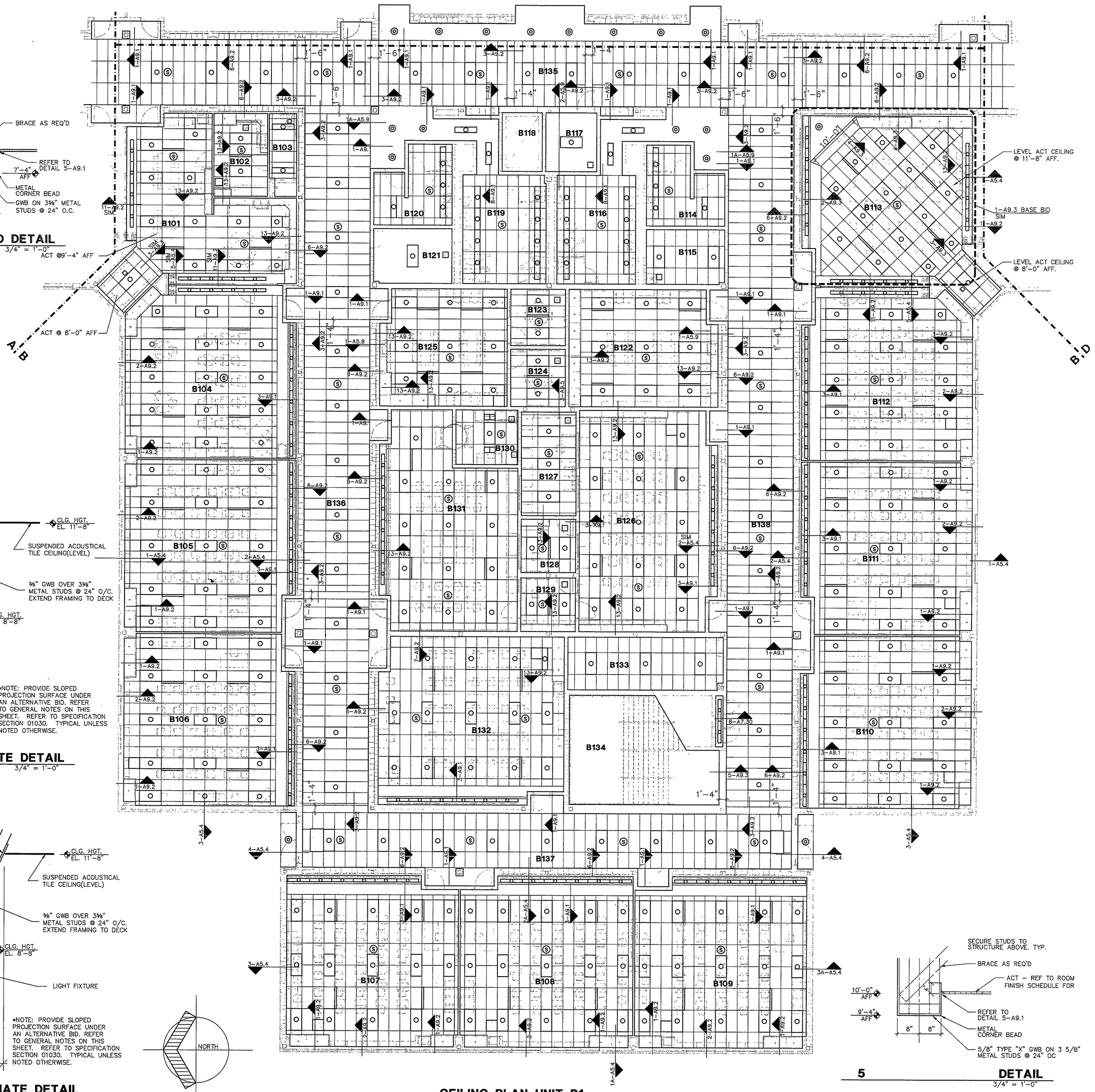


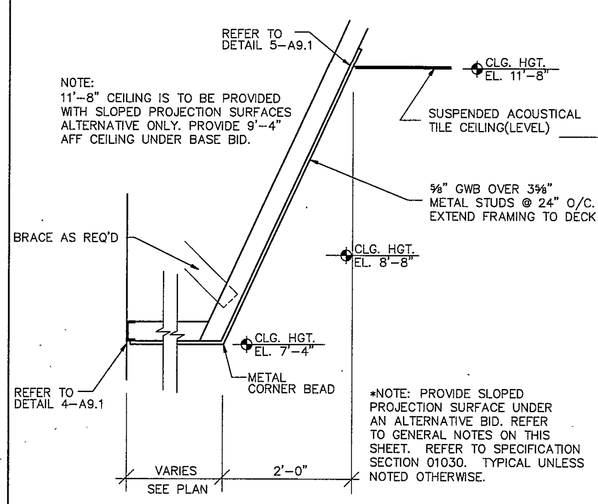


## 4 ALTERNATE DETAIL

ALTERNATIVE 3/4" = 1'-0"

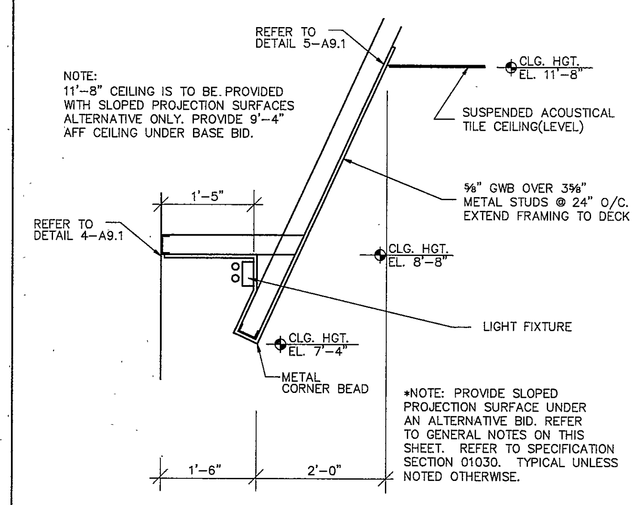


## 2 ALTERNATE DETAIL

ALTERNATIVE 3/4" = 1'-0"

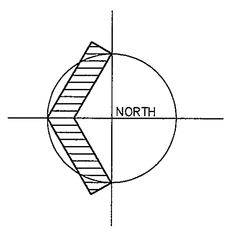


## CEILING PLAN UNIT B1

1/8" = 1'-0"




## 5 DETAIL

3/4" = 1'-0"

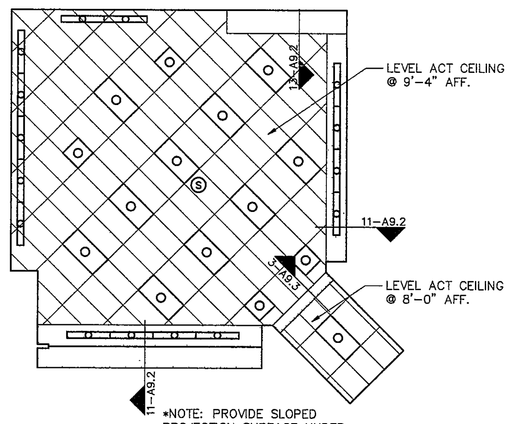


## 1 BASE BID- PLAN

1/8" = 1'-0"

## GENERAL CEILING NOTES

1. ALTERNATE –– SLOPED CEILINGS, PROJECTION SURFACES AND LIGHTING SIMILAR TO DETAIL 3–A9.1 ARE TO BE PROVIDED UNDER AN ALTERNATIVE BID. TYPICAL AT CLASSROOM LOCATIONS UNLESS NOTED OTHERWISE. REFER TO ALTERNATIVES SPECIFICATION SECTION 01030.
2. UNDER THE BASE BID, PROVIDE LEVEL CEILING GRIDS AT 9'–4" A.F.F. WITHOUT SLOPED PROJECTION SURFACES IN CLASSROOMS. TYPICAL AT CLASSROOM LOCATIONS UNLESS NOTED OTHERWISE. ALSO REFER TO ALTERNATIVES SPECIFICATION SECTION 01030. REFER TO ELECTRICAL DRAWINGS FOR LIGHTING REQUIREMENTS.
3. PROVIDE A REVEAL DRYWALL TRIM AT ALL LOCATIONS WHERE GYPSUM WALLBOARD (GWB) ABUTS A DISSIMILAR MATERIAL. TYPICAL UNLESS NOTED OTHERWISE. REFER TO DETAIL 4–A9.1. REFER TO SPEC SECTION 09250.
4. PROVIDE A SHADOW MOLDING AT THE FULL PERIMETER OF ALL ACOUSTICAL CEILING TILE (ACT) CEILINGS. TYPICAL UNLESS NOTED OTHERWISE. REFER TO DETAIL 5–A9.1. REFER TO SPECIFICATION SECTION 09510.

## ROOM LEGEND "B1"

| ROOM NO. | ROOM NAME | AREA S.F. | CEILING HEIGHT |
|---|---|---|---|
| B101 | LIFE SKILLS | 753 | 9'–4" |
| B102 | HEALTH MAINTANENCE | 149 | 9'–4" |
| B103 | HEALTH TOILET | 73 | 9'–4" |
| B104 | CLASSROOM | 959 | VAIRES |
| B105 | CLASSROOM | 972 | VARIES |
| B106 | CLASSROOM | 967 | VARIES |
| B107 | CLASSROOM | 967 | VARIES |
| B108 | CLASSROOM | 972 | VARIES |
| B109 | CLASSROOM | 967 | VARIES |
| B110 | CLASSROOM | 967 | VARIES |
| B111 | CLASSROOM | 972 | VARIES |
| B112 | CLASSROOM | 959 | VARIES |
| B113 | CLASSROOM | 996 | 11'–8" |
| B114 | FACULTY TOILET | 177 | 9'–4" |
| B115 | JANITOR CLOSET | 143 | 9'–4" |
| B116 | BOYS TOILET | 355 | 9'–4" |
| B117 | ELEVATOR EQUIPMENT | 100 | 9'–4" |
| B118 | ELEVATOR | 79 | ––––– |
| B119 | GIRLS TOILET | 375 | 9'–4" |
| B120 | FACULTY TOILET | 178 | 9'–4" |
| B121 | ELECTRICAL CLOSET | 143 | ––––– |
| B122 | DEPARTMENTAL PLANNING | 574 | 9'–4" |
| B123 | CONFERENCE ROOM | 103 | 9'–4" |
| B124 | CONFERENCE ROOM | 105 | 9'–4" |
| B125 | DEPARTMENTAL PLANNING | 488 | 9'–4" |
| B126 | JOURNALISM | 1002 | VARIES |
| B127 | OFFICE | 190 | 9'–4" |
| B128 | OFFICE | 100 | 9'–4" |
| B129 | OFFICE | 100 | 9'–4" |
| B130 | DARKROOM | 113 | 9'–4" |
| B131 | PRODUCTION | 874 | 9'–4" |
| B132 | ISL | 1017 | VARIES |
| B133 | STORAGE | 274 | 9'–4" |
| B134 | STAIR | 543 | ––––– |
| B135 | CORRIDOR | 2459 | 10'–0" |
| B136 | CORRIDOR | 1803 | 10'–0" |
| B137 | CORRIDOR | 978 | 10'–0" |
| B138 | CORRIDOR | 1803 | 10'–0" |

## REFLECTED CEILING PLAN LEGEND

- LIGHT FIXTURE – REFER TO ELECTRICAL
- SPEAKER – REFER TO ELECTRICAL
- LOUVER/GRILLE – REFER TO MECHANICAL
- SLOT DIFFUSER – REFER TO MECHANICAL
- ACOUSTICAL CEILING TILE (ACT) – REFER TO ROOM FINISH SCHEDULE FOR TYPES
- GYPSUM WALLBOARD (GWB)
- EXTERIOR INSULATION FINISH SYSTEM (EIFS)
- CEMENT PLASTER (PLAS)
- SPRAY–ON ACOUSTICAL INSULATION (SAI•) OVER GLASS FIBER REINFORCED GYPSUM UNITS
- PAINTED EXPOSED STRUCTURE (PES)
- CJ — CONTROL JOINT REFER TO DETAIL 12–A9.2

COPYRIGHT 1997 BY FANNING/HOWEY ASSOCIATES, INC.

THOMAS M. WICKLINE REGISTERED STATE OF INDIANA NO. 5009 ARCHITECT

LEE BROCKWAY REGISTERED STATE OF INDIANA NO. 7866 ARCHITECT

THE NEW
**CHESTERTON HIGH SCHOOL**
FOR THE
DUNELAND SCHOOL CORPORATION
CHESTERTON, INDIANA

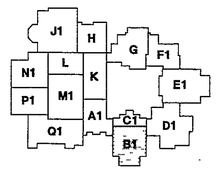


Fanning/Howey Associates, Inc.
Architects Engineers Consultants

**CEILING PLAN UNIT B1**

DRAWN BY: GJE
CHECKED BY: JHJ
COMM. NO.: 95067.00
DATE: APRIL 21, 1997
REVISIONS NO. DATE

**A9.3**

CHESTERTON HIGH SCHOOL
95067.00

97-A-149