

ROOM LEGEND "N2"			
ROOM NO.	ROOM NAME	AREA S.F.	CEILING HEIGHT
N201	STAIR	279	10'-8"
N202	GYMNASIUM	279	10'-8"
N203	ELEVATOR EQUIPMENT	37	---
N204	NOT USED	---	---
N205	BRICKLY COURT	4691	---

EQUIPMENT PLAN GENERAL NOTES

- INDICATES SCHEDULED RESIDENTIAL AND SPECIALTY CASEWORK. REFER TO SPECIFICATION SECTION 11450 FOR SCHEDULE.
- INDICATES SCHEDULED DAYROOM CASEWORK. REFER TO SPECIFICATION SECTION 11470 FOR SCHEDULE.
- INDICATES SCHEDULED PHYSICAL EDUCATION CASEWORK. REFER TO SPECIFICATION SECTION 11480 FOR SCHEDULE.
- INDICATES SCHEDULED MEDIA CENTER CASEWORK. REFER TO SPECIFICATION SECTION 12315 FOR SCHEDULE.
- INDICATES SCHEDULED EDUCATIONAL CASEWORK. REFER TO SPECIFICATION SECTION 12324 FOR SCHEDULE.
- INDICATES SCHEDULED SCIENCE CASEWORK. REFER TO SPECIFICATION SECTION 12345 FOR SCHEDULE.
- INDICATES SCHEDULED MUSIC CASEWORK. REFER TO SPECIFICATION SECTION 12324 FOR SCHEDULE.
- COUNTERTOPS SHALL BE PROVIDED WITH A 4" HIGH BACKSPASH AND ENDSPLASH EXCEPT WHEN DETAILED OTHERWISE. PROVIDE FLUERS AS REQUIRED BETWEEN CASEWORK UNITS AND OTHER WALL UNITS AND WALL.
- PROVIDE CONTINUOUS COUNTERTOPS.
- ALL EXPOSED EDGES AND BACKS SHALL BE FINISHED.
- THE CABINET INSTALLER SHALL CUT BETWEEN COUNTERTOPS AND BACKSPLASHES, ENDSPLASHES AND WALLS.
- THE CABINET INSTALLER SHALL CUT CASEWORK UNITS AS INSTALLED EQUIPMENT.
- ALL WALL-MOUNTED CASEWORK SHALL BE MOUNTED WITH THE TOP @ 7'-0" A.F.F. UNLESS NOTED OTHERWISE.
- SEE SHEET A7.26 FOR MOUNTING HEIGHTS.
- ALL CASEWORK, TOPS AND DRAWERS SHALL BE LOCKABLE - KEYS PER ROOM UNLESS NOTED OTHERWISE.
- CABINETS MOUNTED TO RECEIVE SINKS SHALL BE CONSTRUCTED TO ALLOW FOR SINKS TO BE REMOVED AND SINKS INDICATED COORDINATE WITH DIVISION 15 FOR SINK SIZES.
- PROVIDE A FINISHED TOP ON ALL CABINETS THAT DO NOT HAVE A BULKHEAD ABOVE THEM.
- PROVIDE ABOVE ALL WALL CABINETS BELOW BULKHEADS CLOSURE PIECE. REFER TO DETAIL 3-A7.28.
- REFER TO DETAIL 4-A7.29 FOR WALL CABINET CONSTRUCTION.
- VERIFY LOCATION OF TV MOUNTING IN CLASSROOMS IF ALTERNATIVE FOR THE SLOPED PROJECTION SCREEN IS NOT ASSIGNED.

LOCKER LEGEND

- 12" X 12" X 60" STANDARD LOCKERS
REFER TO DETAIL 9-A7.29 & SPEC. SECTION 10500.
 - 12" X 12" X 72" STANDARD LOCKERS
WITH SLOPED TOPS - REFER TO DETAIL 3-A7.30 & SPEC. SECTION 10500.
 - 12" X 12" X 60" ATHLETIC LOCKERS
WITH SLOPED TOPS - REFER TO DETAIL 1-A7.30 & SPEC. SECTION 10500.
 - 12" X 12" X 72" ATHLETIC LOCKERS
WITH SLOPED TOPS - REFER TO DETAIL 1-A7.30 & SPEC. SECTION 10500.
 - 24" X 18" X 72" ATHLETIC LOCKERS
WITH SLOPED TOPS - REFER TO DETAIL 1-A7.30 & SPEC. SECTION 10500.
 - 24" X 21" X 72" ATHLETIC LOCKERS
WITH SLOPED TOPS - REFER TO DETAIL 3-A7.30 & SPEC. SECTION 10500.
- PROVIDE LOCKERS FOR THE PHYSICALLY CHALLENGED PER SPEC. SECTION 10500.

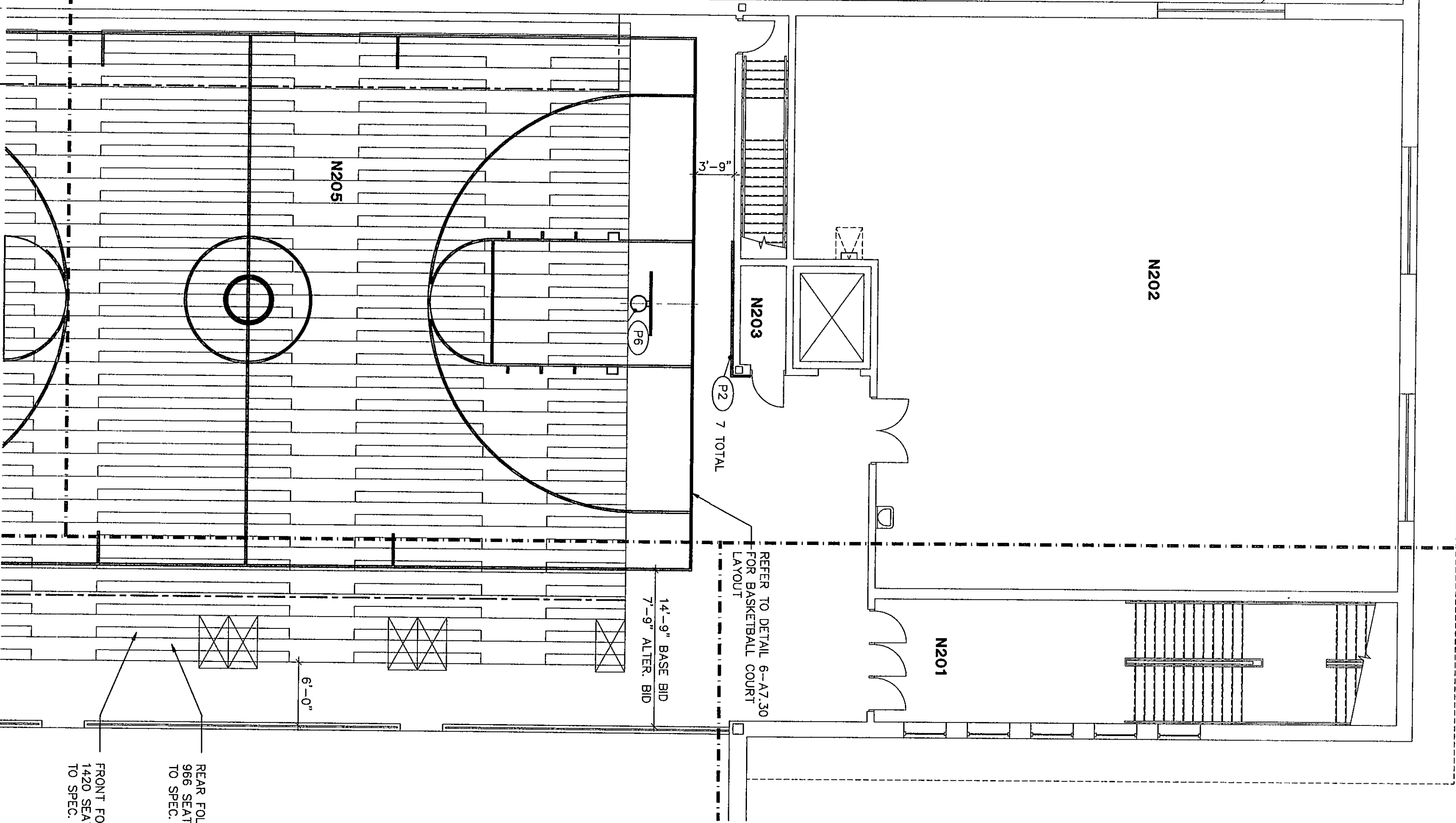
REAR FOLD BLEACHERS - 17 ROWS - 966 SEATS, 6 WHEELCHAIRS - REFER TO SPEC. SECTION 12790. BASE BID

FRONT FOLD BLEACHERS - 29 ROWS - 1420 SEATS, 10 WHEELCHAIRS - REFER TO SPEC. SECTION 12790.

NOTE: REFER TO SHEET A7.23 FOR CONTINUATION OF BLEACHERS.

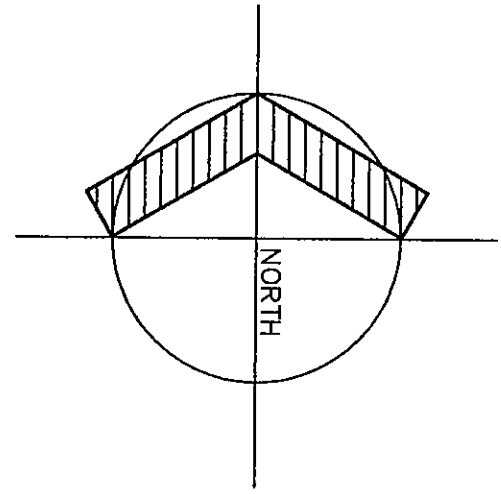
7'-2" ALTER BID
STACKED POSITION

6'-2" BASE BID
STACKED POSITION



UPPER
N221

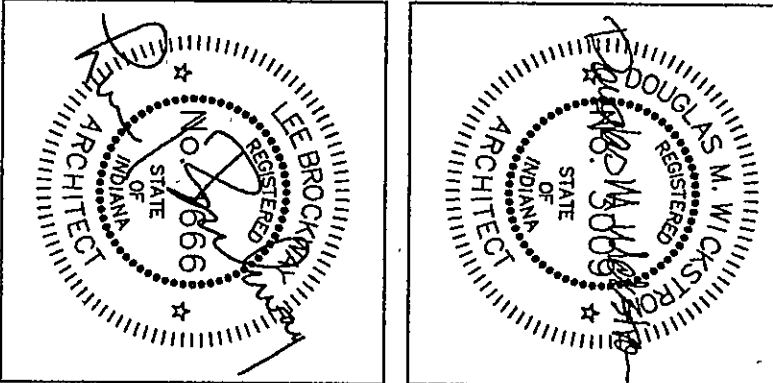
PIN



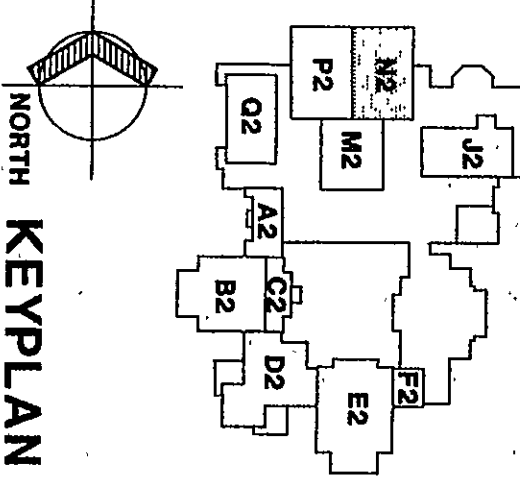
EQUIPMENT PLAN UNIT N2

1/8"=1'-0"

COPYRIGHT 1997 BY FANNING/HOWEY ASSOCIATES, INC.



THE NEW
CHESTERTON HIGH SCHOOL
FOR THE
DUNELAND SCHOOL CORPORATION
CHESTERTON, INDIANA



NORTH
KEYPLAN

Fanning/Howey Associates, Inc.
Architects Engineers Consultants

EQUIPMENT PLAN UNIT N2

DRAWN BY: LEC/SB COMM. NO.: 95067.00
CHECKED BY: JHU DATE: APRIL 21, 1997

A7.21

REVISIONS NO. DATE

CHESTERTON HIGH SCHOOL
95067.00

67-A-125