

ROOM NO.	ROOM NAME	AREA S.F.	CEILING HEIGHT
K101	NOT USED	13498	VARIABLE
K102	STUDENT DINING	378	9'-4"
K103	STUDENT DINING	378	9'-4"
K104	RESOURCE/CAREER CENTER	981	9'-4"
K105	RECEPTIONIST	233	9'-4"
K106	CONFERENCE	233	9'-4"
K107	SECRETARY	281	9'-4"
K108	SECRETARY	281	9'-4"
K109	WORKROOM	298	9'-4"
K110	STORAGE	259	9'-4"
K111	STORAGE	259	9'-4"
K112	STORAGE	259	9'-4"
K113	CENTRAL STORAGE	446	9'-4"
K114	CORRIDOR	155	9'-4"
K115	GUIDANCE OFFICE	188	9'-4"
K116	GUIDANCE OFFICE	188	9'-4"
K117	GUIDANCE OFFICE	204	9'-4"

EQUIPMENT PLAN GENERAL NOTES

- INDICATES SCHEDULED RESIDENTIAL AND SPECIALTY CASEWORK. REFER TO SPECIFICATION SECTION 11450 FOR SCHEDULE.
- INDICATES SCHEDULED DARKROOM CASEWORK. REFER TO SPECIFICATION SECTION 11470 FOR SCHEDULE.
- INDICATES SCHEDULED PHYSICAL EDUCATION CASEWORK. REFER TO SPECIFICATION SECTION 11480 FOR SCHEDULE.
- INDICATES SCHEDULED MEDIA CENTER CASEWORK. REFER TO SPECIFICATION SECTION 12315 FOR SCHEDULE.
- INDICATES SCHEDULED EDUCATIONAL CASEWORK. REFER TO SPECIFICATION SECTION 12324 FOR SCHEDULE.
- INDICATES SCHEDULED SCIENCE CASEWORK. REFER TO SPECIFICATION SECTION 12345 FOR SCHEDULE.
- INDICATES SCHEDULED MUSIC CASEWORK. REFER TO SPECIFICATION SECTION 12324 FOR SCHEDULE.
- COUNTERTOPS SHALL BE PROVIDED WITH A 4" HIGH BACKSPLASH AND BUBBLESH EXCEPT WHEN DETAILED OTHERWISE.
- PROVIDE FILTERS AS REQUIRED BETWEEN CASEWORK UNITS AND OTHER WALL UNITS AND WALL.
- PROVIDE CONTINUOUS COUNTERTOPS.
- ALL EXPOSED ENDS AND BACKS SHALL BE FINISHED.
- THE CABINET INSTALLER SHALL CALLK BETWEEN COUNTERTOPS AND BACKSPLASHES, BUBBLESHES AND WALLS.
- THE CABINET INSTALLER SHALL CUT CASEWORK UNITS AS REQUIRED FOR PLUMBING/ELECTRICAL LINES AND CABINET-INSTALLED EQUIPMENT.
- ALL WALL-MOUNTED CASEWORK SHALL BE MOUNTED WITH THE TOP @ 7'-0" A.F.F. UNLESS NOTED OTHERWISE.
- SEE SHEET A7.28 FOR MOUNTING HEIGHTS.
- ALL CASEWORK DOORS AND DRAWERS SHALL BE LOCKABLE - KEYS FOR ROOM UNLESS NOTED OTHERWISE.
- CABINETS INDICATED TO RECEIVE SINKS SHALL BE CONSTRUCTED TO RECEIVE SINKS FOR SIZES INDICATED. COORDINATE WITH DIVISION 15 FOR SINK SIZES.
- PROVIDE A FINISHED TOP ON ALL CABINETS THAT DO NOT HAVE A BULKHEAD ABOVE THEM.
- PROVIDE ABOVE ALL WALL CABINETS BELOW BULKHEADS CLOSURE PIECE. REFER TO DETAIL 3-A7.29.
- REFER TO DETAIL 4-A7.28 FOR WALL CABINET CONSTRUCTION.
- VERIFY LOCATION OF T.V. MONITOR IN CLASSROOMS IF ALTERNATIVE FOR THE SLOPED PROJECTION SCREEN IS NOT ACCEPTED.

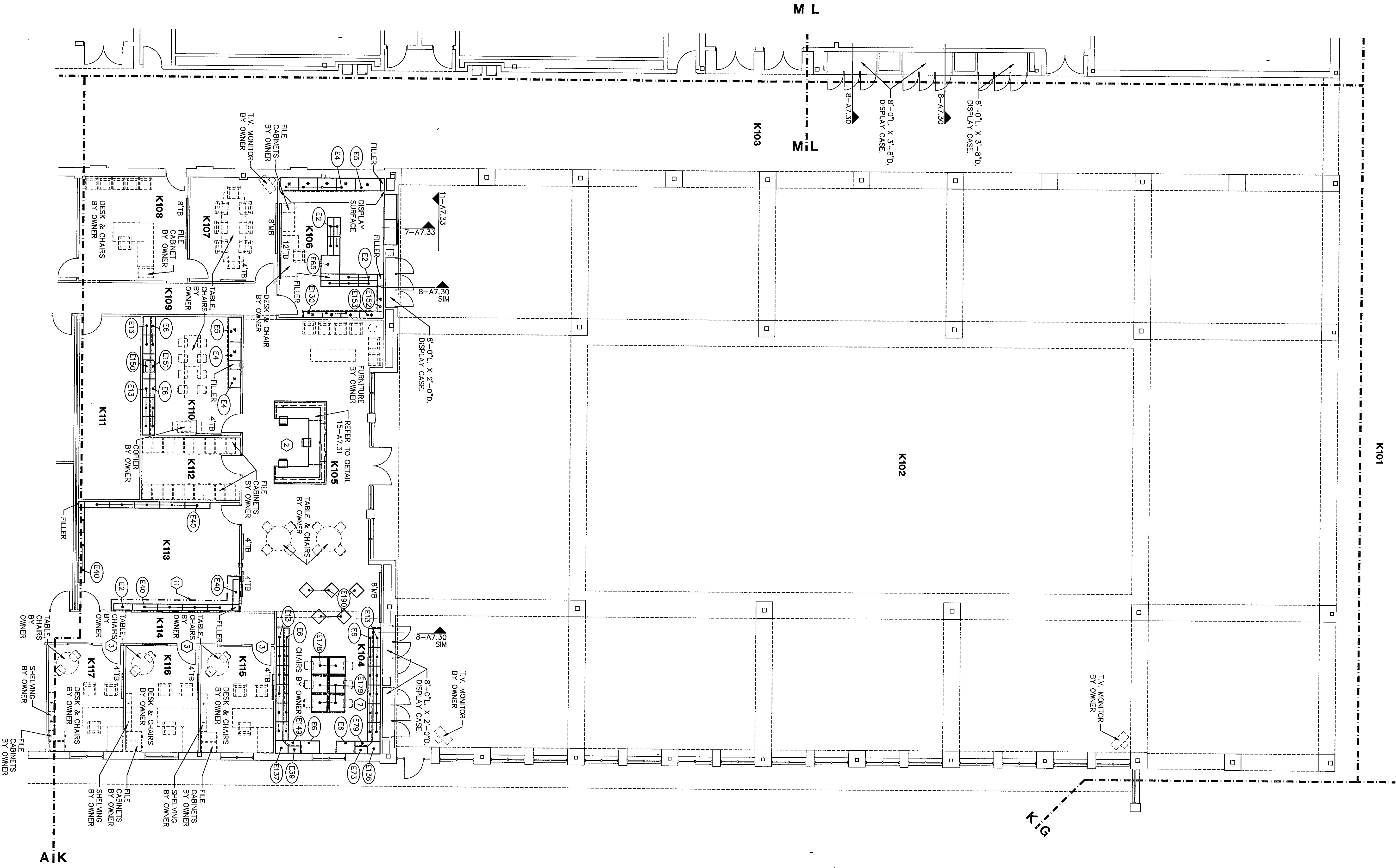
LOCKER LEGEND

- 12" X 12" X 60" STANDARD LOCKERS
REFER TO DETAIL 9-A7.29 & SPEC. SECT. 10500.
- 12" X 12" X 72" STANDARD LOCKERS
WITH SLOPED TOPS - REFER TO DETL. 3-A7.30 & SPEC. SECT. 10500.
- 12" X 12" X 60" ATHLETIC LOCKERS
WITH SLOPED TOPS - REFER TO DETAILS 10500.
- 12" X 12" X 12" 5 TIER HIGH ATHLETIC LOCKERS WITH SLOPED TOPS REFER TO DETAIL 10500 AND 2-A7.30 AND SPEC. SECTION 10500.
- 24" X 18" X 12" ATHLETIC LOCKERS WITH SLOPED TOPS REFER TO DETAIL 1-A7.30 & SPEC. SECT. 10500.
- 24" X 24" X 12" ATHLETIC LOCKERS WITH SLOPED TOPS REFER TO DETAIL 3-A7.30 & SPEC. SECT. 10500.

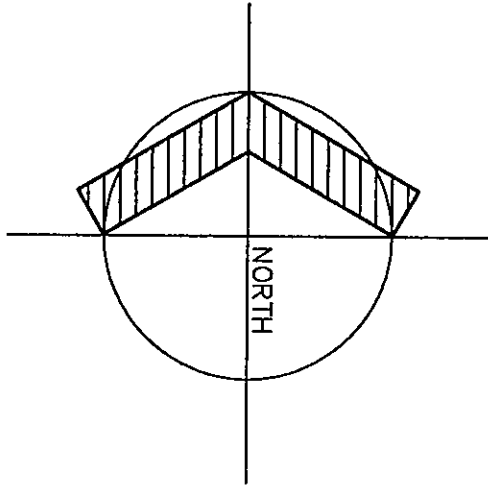
PROVIDE LOCKERS FOR THE PHYSICALLY CHALLENGED PER SPEC. SECTION 10500.

CASEWORK NOTES

- 30" L. COUNTERTOP - PROVIDE IN COUNTERTOP A HOLE FOR A 2 1/2" DIA. (CLEAR INSIDE ONLY) SLOPE - REFER TO ROOM K105.
- PROVIDE (1) COAT HOOK ON WALL BEHIND DOOR IN THE FOLLOWING ROOMS, K115, K116, K117. REFER TO SPEC. SECTION 10900.
- PROVIDE A TACKSTRIP 4" BELOW ALL WALL CABINETS IN THIS ROOM.
- PROVIDE THIS CASEWORK AS AN ALTERNATE. REFER TO ALTERNATIVES.



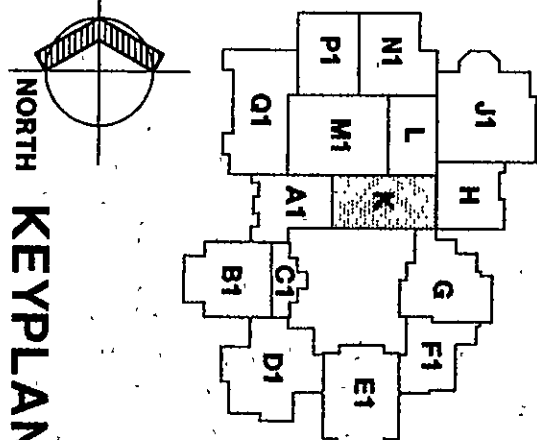
EQUIPMENT PLAN UNIT K



1/8" = 1'-0"

EQUIPMENT PLAN UNIT K	
DRAWN BY: LEC/SB	COMM. NO.: 95067.00
CHECKED BY: JHJ	DATE: APRIL 21, 1997
A7.16	
REVISIONS NO. DATE	

Fanning/Howey Associates, Inc.
Architects Engineers Consultants



THE NEW
CHESTERTON HIGH SCHOOL
FOR THE
DUNELAND SCHOOL CORPORATION
CHESTERTON, INDIANA

