

ROOM LEGEND "F2"			
ROOM NO.	ROOM NAME	AREA S.F.	CEILING HEIGHT
F201	CLASSROOM	860	WARES
F202	CLASSROOM	340	WARES
F203	STORAGE	9'-4"	WARES
F204	CLASSROOM	872	WARES
F205	CORRIDOR	823	WARES

EQUIPMENT PLAN GENERAL NOTES

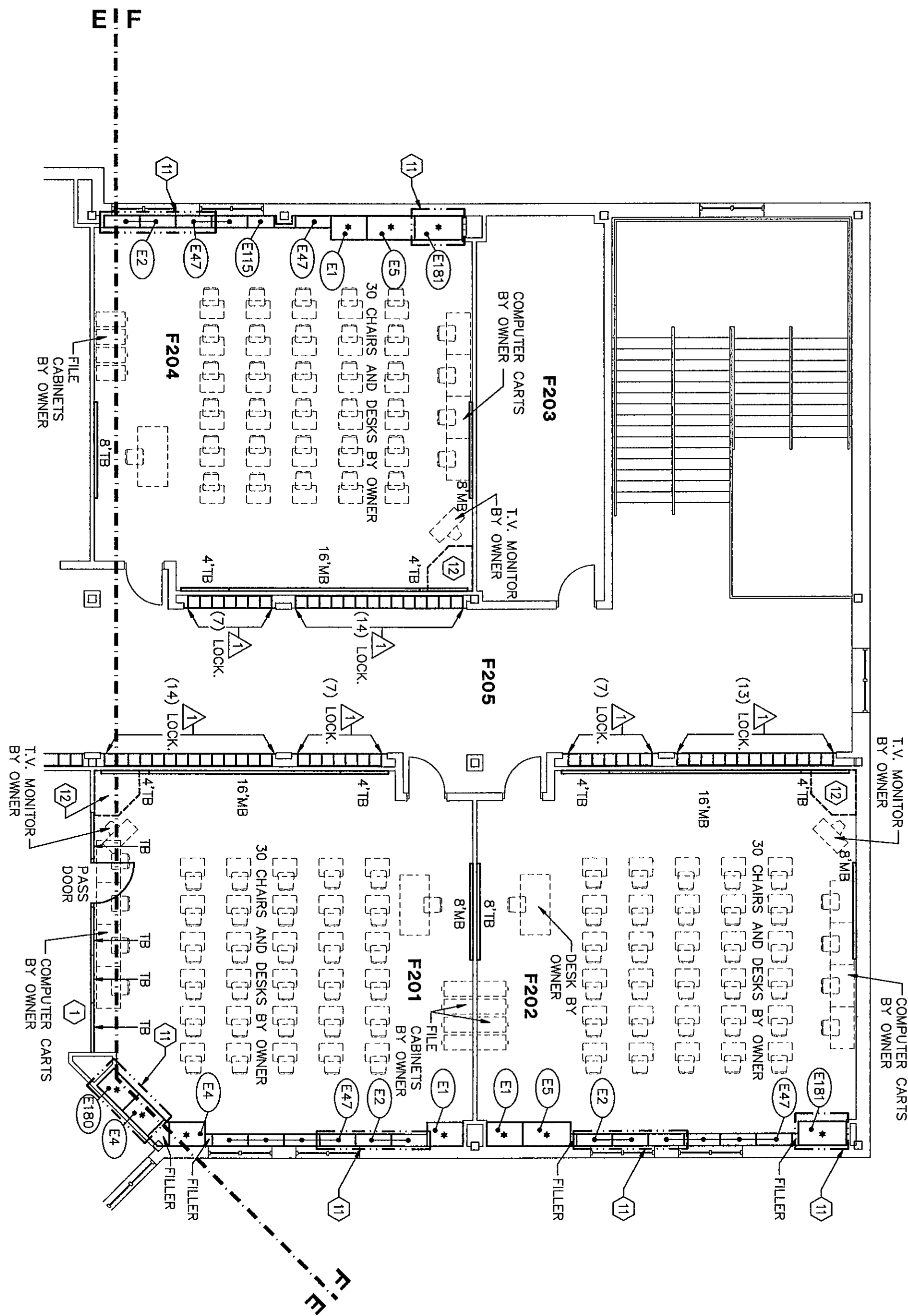
- INDICATES SCHEDULED RESIDENTIAL AND SPECIALTY CASEWORK. REFER TO SPECIFICATION SECTION 11450 FOR SCHEDULE.
- INDICATES SCHEDULED DARKROOM CASEWORK. REFER TO SPECIFICATION SECTION 11470 FOR SCHEDULE.
- INDICATES SCHEDULED PHYSICAL EDUCATION CASEWORK. REFER TO SPECIFICATION SECTION 11480 FOR SCHEDULE.
- INDICATES SCHEDULED MEDIA CENTER CASEWORK. REFER TO SPECIFICATION SECTION 12315 FOR SCHEDULE.
- INDICATES SCHEDULED EDUCATIONAL CASEWORK. REFER TO SPECIFICATION SECTION 12324 FOR SCHEDULE.
- INDICATES SCHEDULED SCIENCE CASEWORK. REFER TO SPECIFICATION SECTION 12345 FOR SCHEDULE.
- INDICATES SCHEDULED MUSIC CASEWORK. REFER TO SPECIFICATION SECTION 12324 FOR SCHEDULE.
- COUNTERTOPS SHALL BE PROVIDED WITH A 4" HIGH BACKSPASH AND ENDSPLASH EXCEPT WHEN DETAILED OTHERWISE.
- PROVIDE FILLERS AS REQUIRED BETWEEN CASEWORK UNITS AND OTHER WALL UNITS AND WALL.
- PROVIDE CONTINUOUS COUNTERTOPS.
- ALL EXPOSED ENDS AND BACKS SHALL BE FINISHED.
- THE CABINET INSTALLER SHALL GROUT BETWEEN COUNTERTOPS AND BACKSPASHES, ENDSPLASHES AND WALLS.
- THE CABINET INSTALLER SHALL CUT CASEWORK UNITS AS REQUIRED FOR PLUMBING/ELECTRICAL LINES AND CABINET-INSTALLED EQUIPMENT.
- ALL WALL-MOUNTED CASEWORK SHALL BE MOUNTED WITH THE TOP @ 7'-0" A.F.F. UNLESS NOTED OTHERWISE.
- SEE SHEET A726 FOR MOUNTING HEIGHTS.
- ALL CASEWORK DOORS AND DRAWERS SHALL BE LOCKABLE - KEYS PER ROOM UNLESS NOTED OTHERWISE.
- CABINETS INDICATED TO RECEIVE SINKS SHALL BE CONSTRUCTED TO ALLOW FOR INSTALLATION OF SINKS PER SIZES INDICATED. COORDINATE WITH DIVISION 15 FOR SINK SIZES.
- PROVIDE A FINISHED TOP ON ALL CABINETS THAT DO NOT HAVE A BULKHEAD ABOVE THEM.
- PROVIDE ABOVE ALL WALL CABINETS BELOW BULKHEADS CLOSURE PIECE. REFER TO DETAIL 3-A729.
- REFER TO DETAIL 4-A728 FOR WALL CABINET CONSTRUCTION.
- VERIFY LOCATION OF T.V. MONITOR IN CLASSROOMS IF ALTERNATIVE FOR THE SLOPED PROJECTION SCREEN IS NOT ACCEPTED.

LOCKER LEGEND

- 12" X 12" X 60" STANDARD LOCKERS
SECT. 10500
 - 12" X 12" X 72" STANDARD LOCKERS
WITH SLOPED TOPS - REFER TO DETL 3-A730 & SPEC. SECT. 10500
 - 12" X 12" X 60" ATHLETIC LOCKERS
WITH SLOPED TOPS - REFER TO DETAILS 3-A730 & 2-A730 AND SPEC. SECTION 10500
 - 12" X 12" X 12" 5 TIER HIGH ATHLETIC LOCKERS WITH SLOPED TOPS - REFER TO DETAILS 3-A730 AND 2-A730 AND SPEC. SECTION 10500
 - 24" X 12" X 72" ATHLETIC LOCKERS WITH SLOPED TOPS - REFER TO DETAIL 1-A730 & SPEC. SECT. 10500
 - 24" X 21" X 72" ATHLETIC LOCKERS WITH SLOPED TOPS - REFER TO DETAIL 3-A730 & SPEC. SECT. 10500
- PROVIDE LOCKERS FOR THE PHYSICALLY CHALLENGED PER SPEC. SECTION 10500.

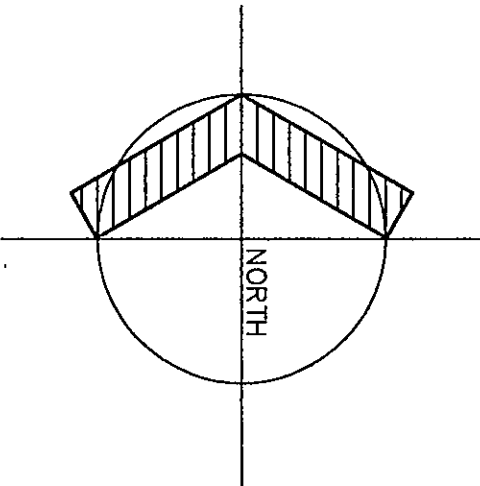
CASEWORK NOTES

- OPERABLE WALL, MODEL 932 - REFER TO SPEC. SECT. 10500. REFER TO ROOM F201.
- PROVIDE THIS CASEWORK AS AN ALTERNATE. REFER TO ALTERNATIVES.
- PROVIDE MONITOR CABINET (DETAIL 16-A729) IN CLASSROOM WHERE INDICATED. ADJUST VISUAL DISPLAY BOARDS ACCORDINGLY. REFER TO ALTERNATIVES.



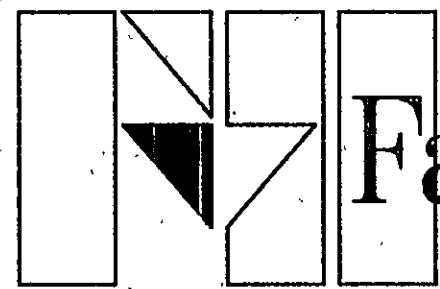
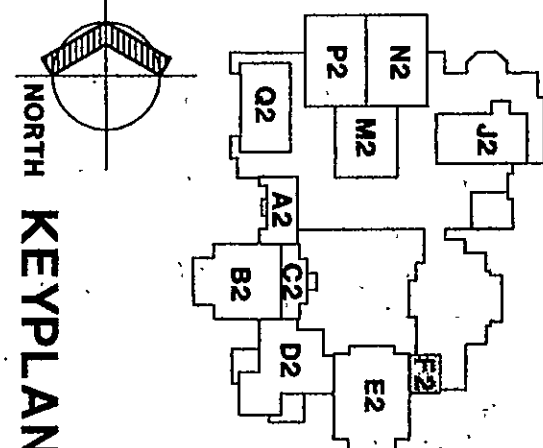
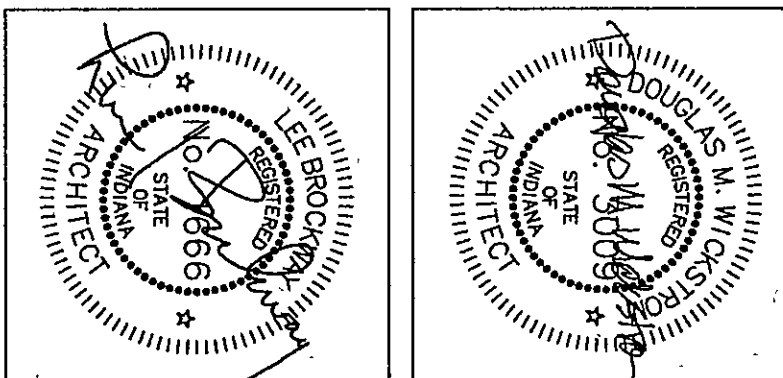
FLOOR PLAN UNIT "F2"

1/8" = 1'-0"



THE NEW
CHESTERTON HIGH SCHOOL
FOR THE
DUNELAND SCHOOL CORPORATION
CHESTERTON, INDIANA

COPYRIGHT 1997 BY FANNING/HOWEY ASSOCIATES, INC.



Fanning/Howey
Associates, Inc.
Architects Engineers Consultants

EQUIPMENT PLAN UNIT F2

DRAWN BY: LEC/SB COMM. NO.: 95067.00
CHECKED BY: JHJ DATE: APRIL 21, 1997

A7.11

REVISIONS NO. DATE

CHESTERTON HIGH SCHOOL
95067.00