

EQUIPMENT PLAN GENERAL NOTES

- INDICATES SCHEDULED RESIDENTIAL AND SPECIALTY CASEWORK. REFER TO SPECIFICATION SECTION 11450 FOR SCHEDULE.
- INDICATES SCHEDULED DARKROOM CASEWORK. REFER TO SPECIFICATION SECTION 11470 FOR SCHEDULE.
- INDICATES SCHEDULED PHYSICAL EDUCATION CASEWORK. REFER TO SPECIFICATION SECTION 11480 FOR SCHEDULE.
- INDICATES SCHEDULED MEDIA CENTER CASEWORK. REFER TO SPECIFICATION SECTION 12315 FOR SCHEDULE.
- INDICATES SCHEDULED EDUCATIONAL CASEWORK. REFER TO SPECIFICATION SECTION 12324 FOR SCHEDULE.
- INDICATES SCHEDULED SCIENCE CASEWORK. REFER TO SPECIFICATION SECTION 12345 FOR SCHEDULE.
- INDICATES SCHEDULED MUSIC CASEWORK. REFER TO SPECIFICATION SECTION 12324 FOR SCHEDULE.
- COUNTERTOPS SHALL BE PROVIDED WITH 1/4" HIGH BACKSPASH AND ENDSPLASH EXCEPT WHEN DETAILED OTHERWISE.
- PROVIDE RILETS AS REQUIRED BETWEEN CASEWORK UNITS AND OPEN WALL UNITS AND WALL.
- PROVIDE CONTINUOUS COUNTERTOPS.
- THE CABINET INSTALLER SHALL CAULK BETWEEN COUNTERTOPS AND BACKLASHES, ENDSPLASHES AND WALLS.
- THE CABINET INSTALLER SHALL CUT CASEWORK UNITS AS INSTALLED EQUIPMENT.
- ALL WALL-MOUNTED CASEWORK SHALL BE MOUNTED WITH THE TOP @ 7'-0" A.F.F. UNLESS NOTED OTHERWISE.
- SEE SHEET A7.28 FOR MOUNTING HEIGHTS.
- ALL CASEWORK DOORS AND DRAWERS SHALL BE LOCKABLE - KEYS PER ROOM UNLESS NOTED OTHERWISE.
- CABINETS INDICATED TO RECEIVE SINKS SHALL BE CONSTRUCTED CORRESPONDING TO SINK SIZES INDICATED.
- PROVIDE A FINISHED TOP ON ALL CABINETS THAT DO NOT HAVE A BUILT-IN TOP.
- PROVIDE ABOVE ALL WALL CABINETS BELOW BLUEHEADS CLOSURE PEGS. REFER TO DETAIL 3-A7.28.
- REFER TO DETAIL 4-A7.29 FOR WALL CABINET CONSTRUCTION.
- VERIFY LOCATION OF TV MONITOR IN CLASSROOMS IF ALTERNATIVE FOR THE SLOPED PROJECTION SCREEN IS NOT ACCEPTED.

LOCKER LEGEND

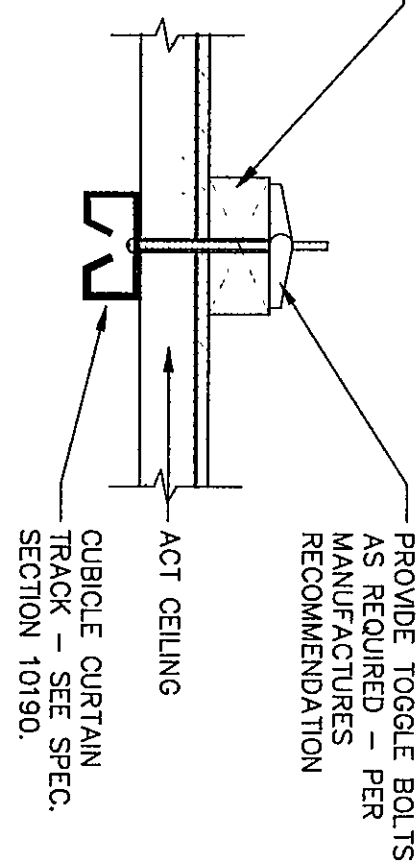
- 17' X 12' X 60" STANDARD LOCKERS
SECT. 10900.
- 12' X 12' X 72" STANDARD LOCKERS
WITH SLOPED TOPS - REFER TO DETAIL 3-A7.20 & SPEC. SECT. 10900.
- 12' X 12' X 60" ATHLETIC LOCKERS
WITH SLOPED TOPS - REFER TO DETAIL 3-A7.20 & SPEC. SECT. 10900.
- 12' X 12' X 12" 5-TIER HIGH ATHLETIC LOCKERS WITH SLOPED TOPS - REFER TO DETAIL 3-A7.20 AND SPEC. SECT. 10900.
- 24" X 18" X 72" ATHLETIC LOCKERS
WITH SLOPED TOPS - REFER TO DETAIL 3-A7.20 & SPEC. SECT. 10900.
- 24" X 24" X 72" ATHLETIC LOCKERS
WITH SLOPED TOPS - REFER TO DETAIL 3-A7.20 & SPEC. SECT. 10900.

PROVIDE LOCKERS FOR THE PHYSICALLY CHALLENGED PER SPEC. SECTION 10900.

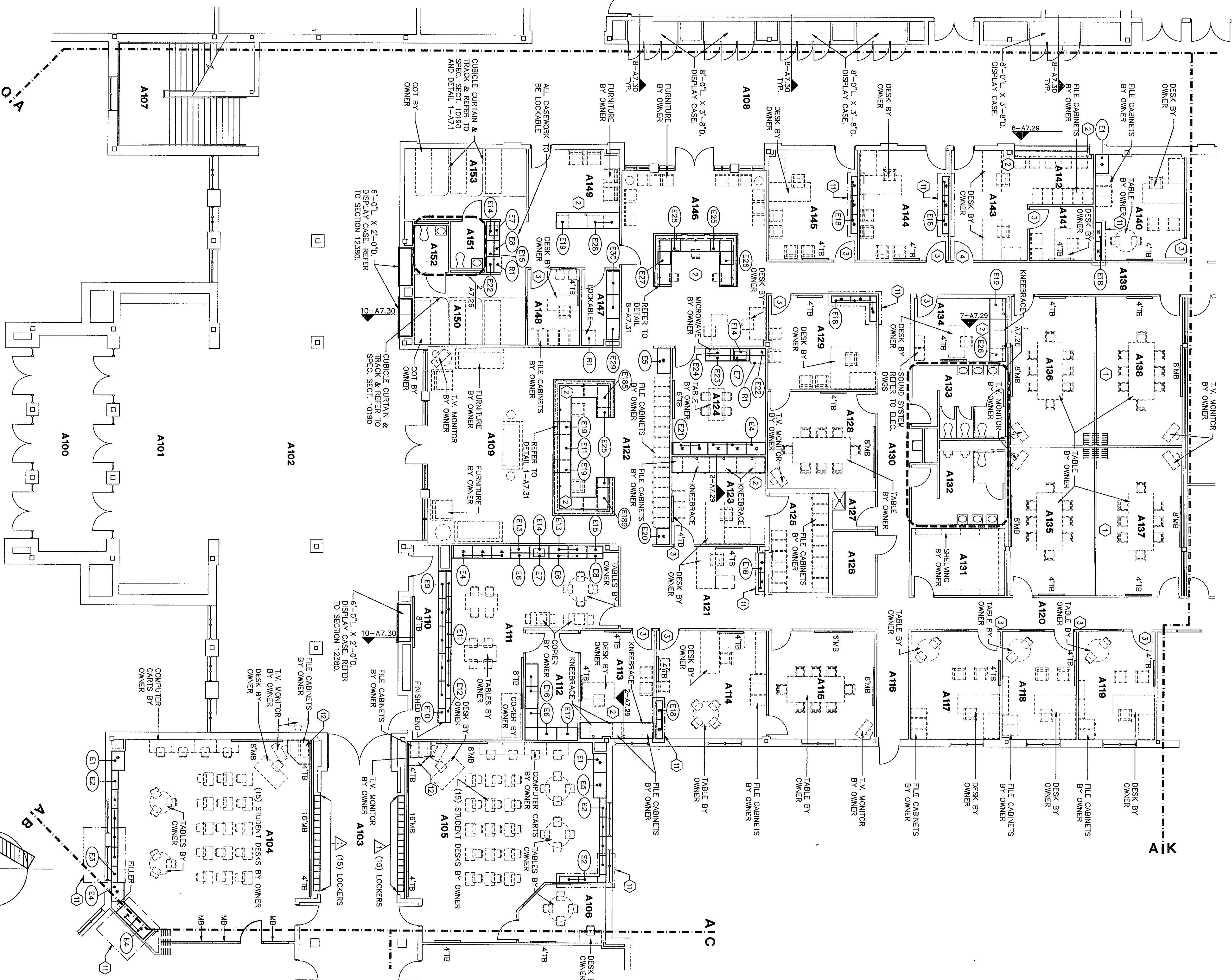
CASEWORK NOTES

- OPERABLE WALL, MODEL 932 - REFER TO SPEC. SECT. 10950. REFER TO ROOMS A104, A137, AND A138.
- 30TH COUNTERTOP - PROVIDE IN COUNTERTOP A HOLE FOR A 24" DIA. CLEARANCE FOR A149.
- PROVIDE (1) COAT HOOK ON WALL BEHIND DOOR IN THE FOLLOWING ROOMS: A113, A114, A117 - A119, A123, A129, A134, A140, A141, A144, A145 & A148. REFER TO SPEC. SECTION 10900.
- PROVIDE (2) COAT HOOKS ON WALL BEHIND DOOR IN ROOM A143. REFER TO SPEC. SECTION 10900.
- PROVIDE THIS CASEWORK AS AN ALTERNATE. REFER TO ALTERNATIVES.
- PROVIDE MONITOR CABINET (DETAIL 10-A7.29) IN CLASSROOMS WHERE INDICATED. ADJUST VISUAL DISPLAY BARRIERS ACCORDINGLY. REFER TO ALTERNATIVES.

PROVIDE 2 X 4 THAT PROVIDES A MINIMUM OF TWO PIECES OF CEILING GRID



1 CUBICLE CURTAIN TRACK N.T.S.



ROOM LEGEND "A1"

ROOM NO.	ROOM NAME	AREA	CEILING
A100	VESTIBULE	57	WARRS
A101	COMMONS	100	24'-8"
A102	COMMONS	366	10'-0"
A103	WHIT	843	WARRS
A104	EH	116	9'-4"
A105	CORRIDOR	100	10'-0"
A106	SECRETARY/WAITING	689	9'-4"
A107	MARKET ROOM	122	9'-4"
A108	DATA PROCESSING	144	9'-4"
A109	SYSTEMS SPECIALIST	188	9'-4"
A110	CONFERENCE	87	9'-4"
A111	GUIDANCE OFFICE	208	9'-4"
A112	GUIDANCE OFFICE	204	9'-4"
A113	GUIDANCE OFFICE	204	9'-4"
A114	RECEPTIONIST/SECRETARY	327	9'-4"
A115	RECEPTIONIST/SECRETARY	488	9'-4"
A116	RECEPTIONIST/SECRETARY	202	9'-4"
A117	RECEPTIONIST/SECRETARY	248	9'-4"
A118	RECEPTIONIST/SECRETARY	67	9'-4"
A119	RECEPTIONIST/SECRETARY	40	9'-4"
A120	RECEPTIONIST/SECRETARY	249	9'-4"
A121	RECEPTIONIST/SECRETARY	154	9'-4"
A122	RECEPTIONIST/SECRETARY	159	9'-4"
A123	RECEPTIONIST/SECRETARY	141	9'-4"
A124	RECEPTIONIST/SECRETARY	314	9'-4"
A125	RECEPTIONIST/SECRETARY	314	9'-4"
A126	RECEPTIONIST/SECRETARY	233	9'-4"
A127	RECEPTIONIST/SECRETARY	233	9'-4"
A128	RECEPTIONIST/SECRETARY	85	9'-4"
A129	RECEPTIONIST/SECRETARY	205	9'-4"
A130	RECEPTIONIST/SECRETARY	242	9'-4"
A131	RECEPTIONIST/SECRETARY	629	9'-4"
A132	RECEPTIONIST/SECRETARY	68	9'-4"
A133	RECEPTIONIST/SECRETARY	219	9'-4"
A134	RECEPTIONIST/SECRETARY	39	9'-4"
A135	RECEPTIONIST/SECRETARY	227	9'-4"

EQUIPMENT PLAN UNIT A1

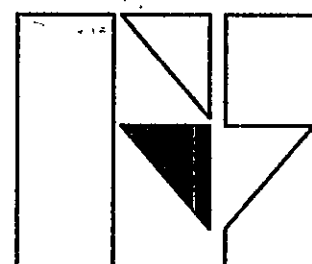
1/8" = 1'-0"

EQUIPMENT PLAN UNIT A1


DRAWN BY: LEC/MIC COMM. NO.: 95067.00
CHECKED BY: JHJ DATE: APRIL 21, 1997

A7.1

REVISIONS NO. DATE



Fanning/Howey Associates, Inc.
Architects Engineers Consultants



THE NEW
CHESTERTON HIGH SCHOOL
FOR THE
DUNELAND SCHOOL CORPORATION
CHESTERTON, INDIANA

COPYRIGHT 1997 BY FANNING/HOWEY ASSOCIATES, INC.

