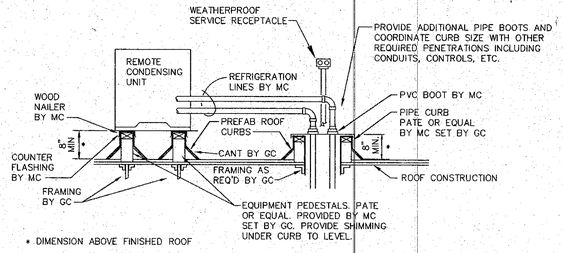

EQUIPMENT PEDESTAL AND PIPE CURB DETAIL

NOT TO SCALE

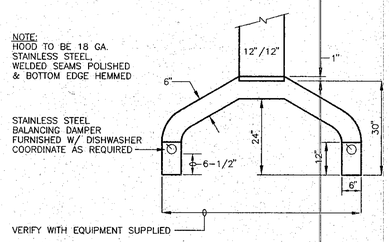

DISHWASHER HOOD ELEVATION

NOT TO SCALE

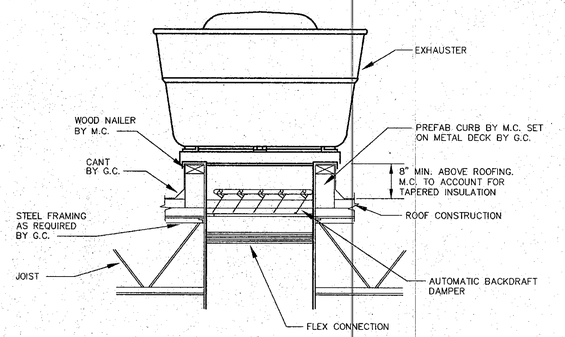

ROOF EXHAUSTER DETAIL

NOT TO SCALE

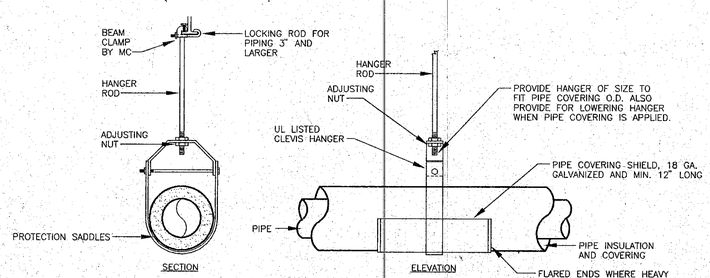

STANDARD PIPE HANGER DETAIL

NOT TO SCALE

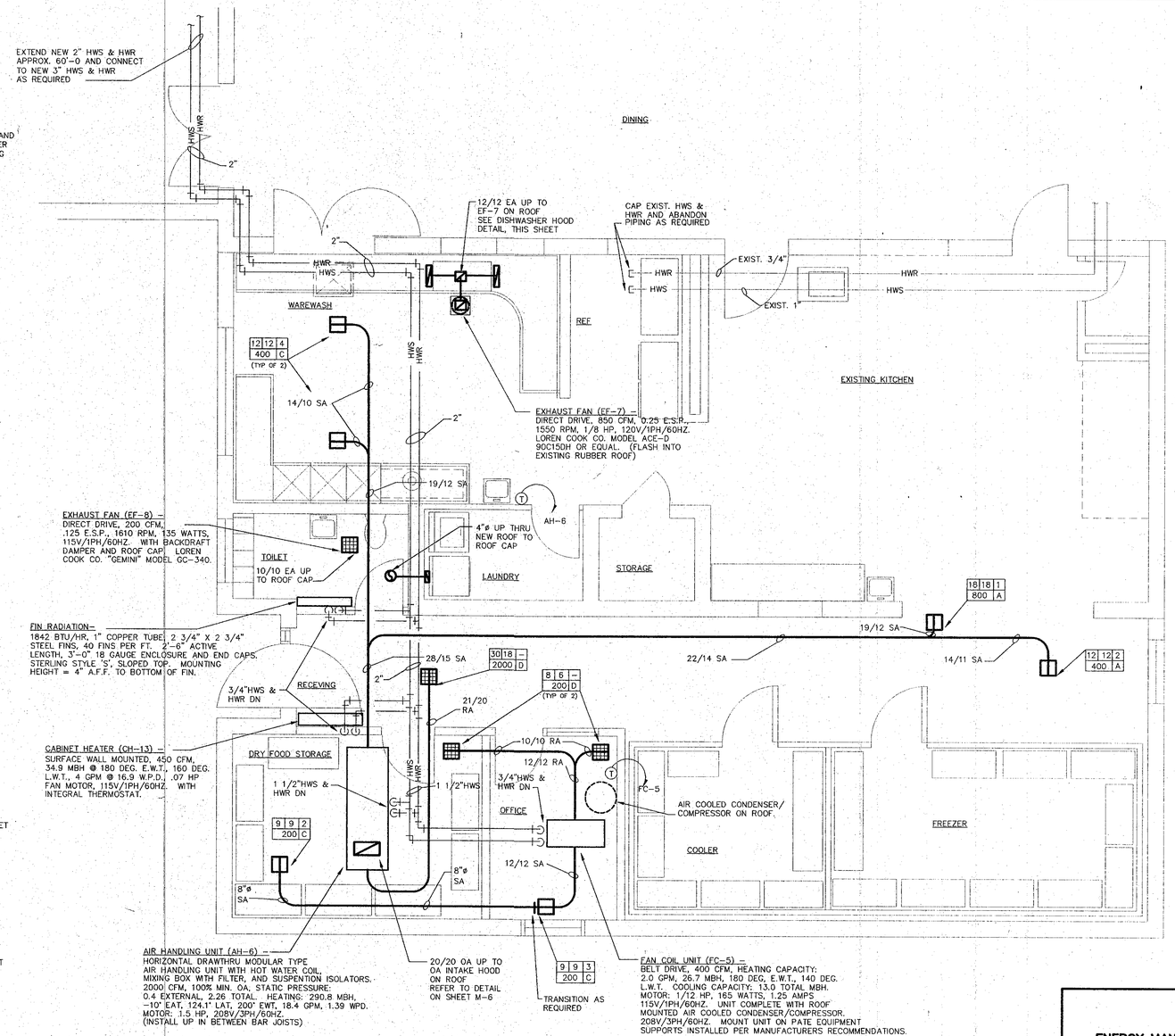

MECHANICAL KITCHEN PLAN

SCALE: 1/4" = 1'-0"

NORTH

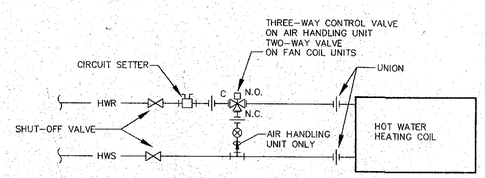

NOTES:
1. PROVIDE THERMOMETER AT SUPPLY AND RETURN COIL CONNECTIONS AT AIR HANDLING UNIT.
2. PROVIDE DRAIN VALVES AT ALL COILS.
3. PROVIDE MANUAL AIR VENTS AT ALL COILS.

TYPICAL HOT WATER COIL PIPING DETAIL

NOT TO SCALE

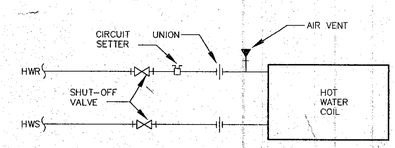

CABINET HEATER PIPING DETAIL

NOT TO SCALE

MECHANICAL LEGEND

AFF	ABOVE FINISH FLOOR
CI	CAST IRON
CO	CLEAN OUT
CW	COLD WATER
EA	EXHAUST AIR
EXIST	EXISTING
FD	FLOOR DRAIN
GC	GENERAL CONTRACTOR/TRADE
HW	HOT WATER
HWR	HOT WATER RETURN
HWS	HOT WATER SUPPLY
LAV	LAVATORY
MC	MECHANICAL CONTRACTOR/TRADE
MH	MOUNTING HEIGHT
OA	OUTSIDE AIR
RA	RETURN AIR
SA	SUPPLY AIR
WC	WATER CLOSET
— — —	COLD WATER
— — —	HOT WATER
— — —	HOT WATER RETURN
—HWR—	HOT WATER RETURN
—HWS—	HOT WATER SUPPLY
— — —	SANITARY VENT
— — —	SANITARY SEWER
— S —	STORM SEWER
— D —	EQUIPMENT DRAIN LINES
—⋈—	GATE VALVE
—⊥⊥—	UNION
⊡	FLOOR DRAIN
Ⓣ	THERMOSTAT
A B C / D E	AIR INLET OR OULET LEGEND A – DIFFUSER OR B – REGISTER SIZE C – AIR PATTERN D – CFM E – TYPE (SEE GRILLE & DIFFUSER SCHEDULE ON SHEET M-6)

ENERGY MANAGMENT SYSTEM POINT LIST

		ANALOG INPUTS: TEMPERATURE	PRESSURE	FLOW	HUMIDITY	DIGITAL INPUTS: DIFFERENTIAL PRESSURE	STATUS	LEVEL ALARM	ANALOG OUTPUTS: CONTROL	SPEED CONTROL	MIN. POSITION	DIGITAL OUTPUTS: START STOP	ENABLE DISABLE	HIGH FIRE	LOW FIRE	SOFTWARE CONFIG. AT OWS: COLOR GRAPHICS	CUT OFF RANGE ALARM	MAINTENANCE REPORT	RUNTIME REPORT
AIR HANDLING UNIT AH-6	FAN						X					X				X	X	X	X
	MIXED AIR	X							X		X					X	X		
	RETURN AIR	X														X	X		
	SUPPLY AIR	X														X	X		
	HEATING VALVE								X							X			
	LOW LIMITS (2)						X									X	X	X	
	SPACE TEMPERATURE	X														X	X		
FAN COIL UNIT FC-6	FAN						X			X			X			X	X	X	X
	RETURN AIR	X														X	X		
	SUPPLY AIR	X														X	X		
	HEATING VALVE								X							X			
	COOLING VALVE								X							X			
	SPACE TEMPERATURE	X														X	X		
EXHAUST FANS	EF-2						X						X			X	X	X	X
	KITCHEN HOOD EXHAUST FAN						X									X	X	X	X
	KITCHEN HOOD SUPPLY FAN						X									X	X	X	X

M/E DESIGN SERVICES
MECHANICAL/ELECTRICAL CONSULTING ENGINEERS
112 1/2 Lincolnway West
Mishawaka, Indiana 46544
(219) 256-1914

REVISIONS	BY

THOMAS R. COOK REGISTERED No. 21396 STATE OF INDIANA PROFESSIONAL ENGINEER

H.V.A.C. FLOOR PLAN & DETAILS
YOST ELEM. SCHOOL KITCHEN ADDITION
DUNELAND SCHOOL CORP. CHESTERTON, IN.
gerometta & kinel architects, inc. chesterton, indiana

Date 6-14-95
Scale AS SHOWN
Drawn KSK
Job 9519
Sheet M-8
Of 9 Sheets

PS-M-01