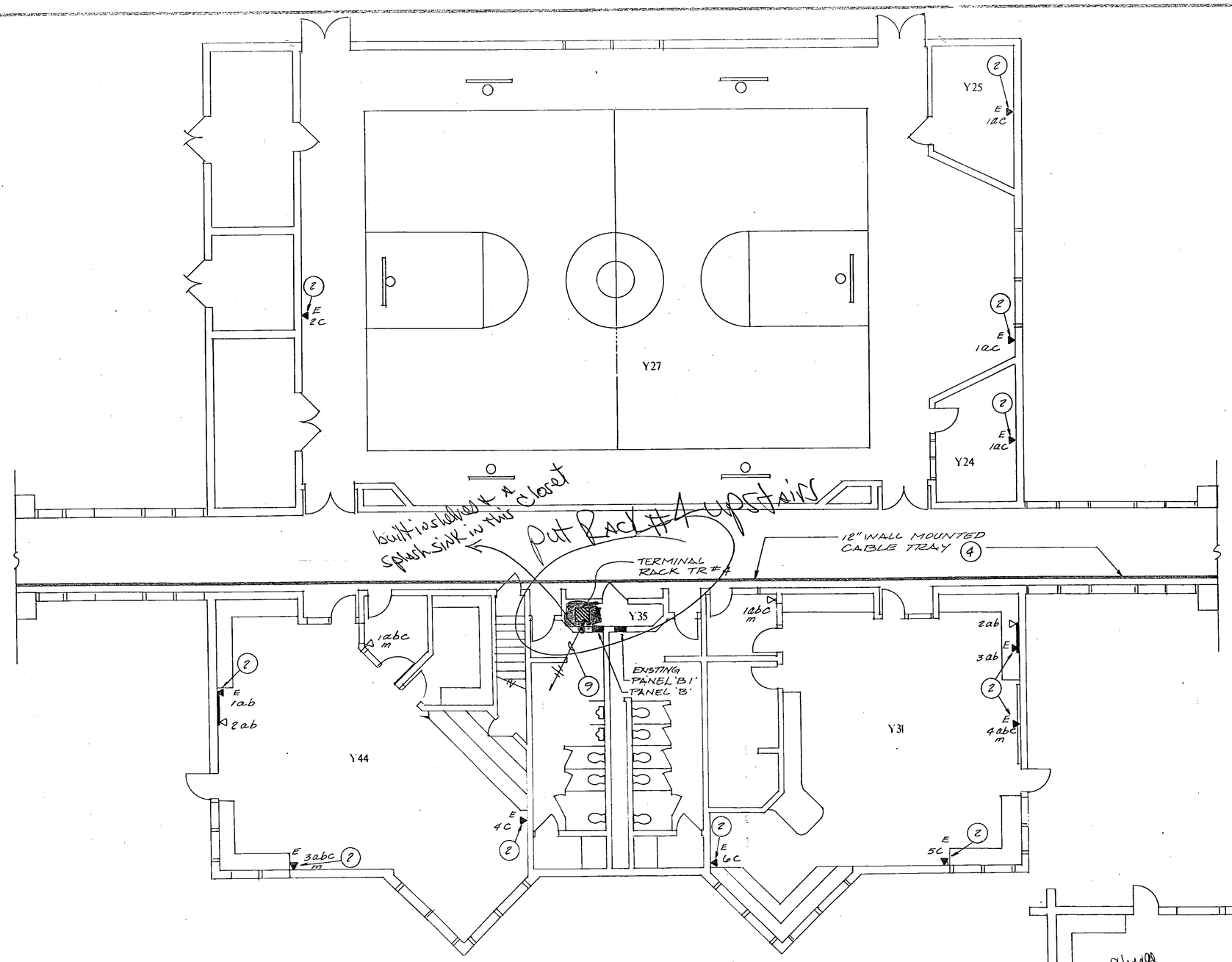

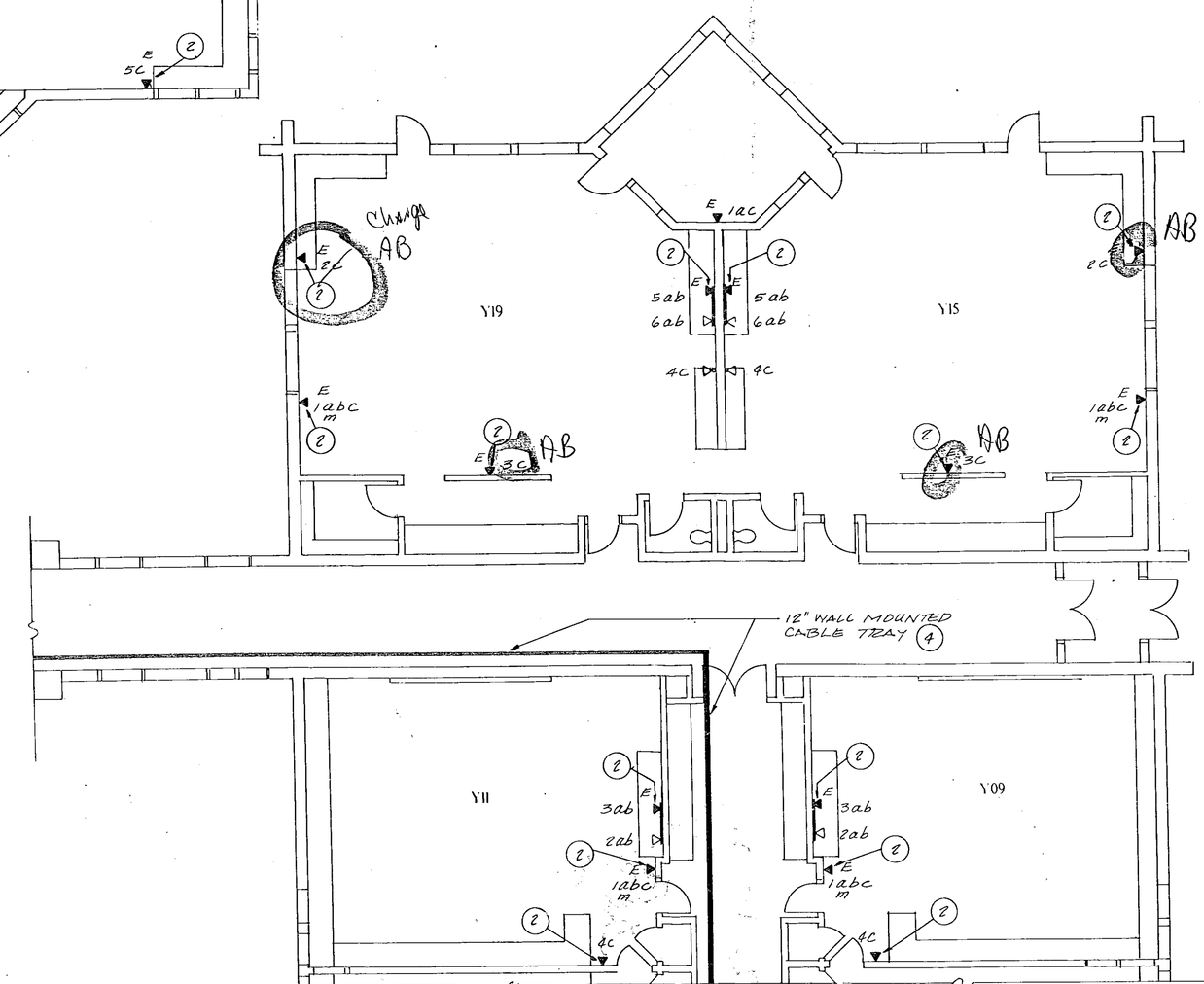

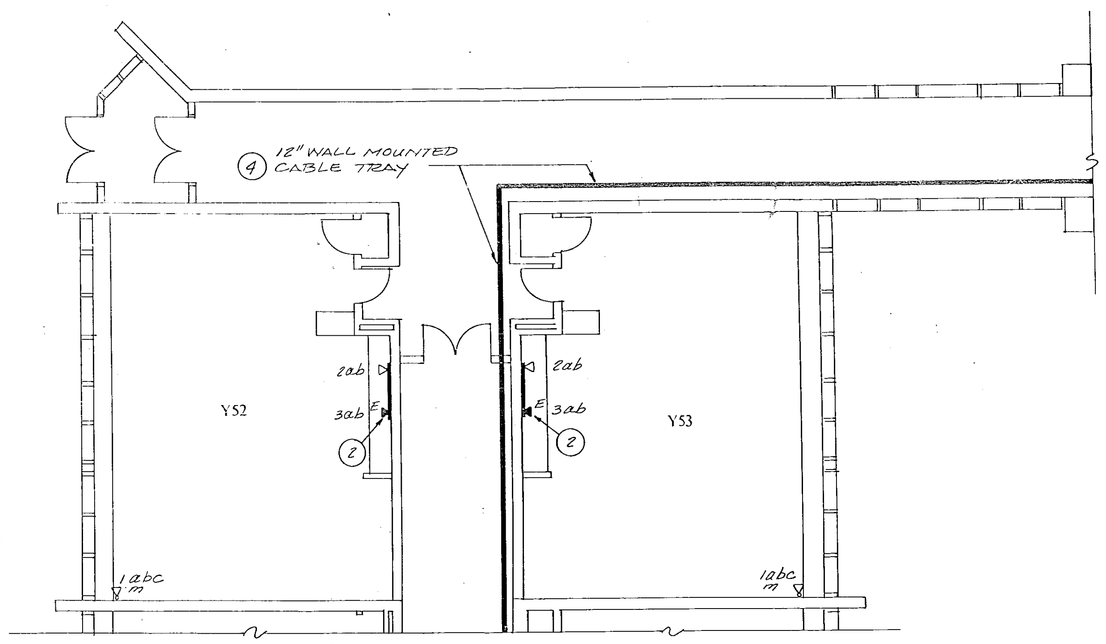

ELECTRICAL SYSTEM PLAN – UNIT C

NORTH

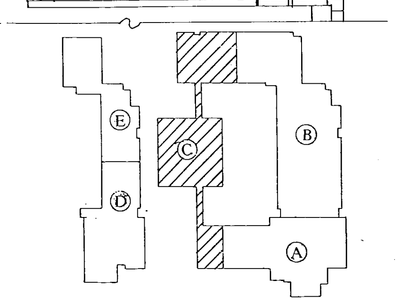

KEY PLAN

NORTH

PLAN NOTES

1. ALL STATION DEVICES ON THIS DRAWING SHALL BE ROUTED TO TERMINAL RACK NO. 4.
2. CONTRACTOR SHALL REMOVE EXISTING TELEPHONE DEVICES AND WIRE COMPLETE. EXISTING CONDUIT AND BOX SHALL REMAIN. CONTRACTOR SHALL INSTALL NEW CAT-5 WIRING, DEVICES AND COVERS, AS INDICATED ON DRAWING.
3. CONTRACTOR SHALL SURFACE MOUNT CONDUIT AS HIGH TO CEILING AS POSSIBLE. WHEN AVAILABLE RUN CONDUIT ABOVE ACCESSIBLE CEILINGS TO THE NEW CABLE TRAY.
4. SEE WALL MOUNTED CABLE TRAY DETAIL ON DRAWING E2-D OF THIS SET.
5. THE FOLLOWING IS A DESCRIPTION OF WIRING DEVICE TO BE INSTALLED AT EACH STATION.
   a. DATA
   b. DATA
   c. TELEPHONE
   d. SERVER
6. CONTRACTOR SHALL RUN SURFACE MOUNTED RACEWAY FROM DEVICES TO ABOVE ACCESSIBLE CEILING. RUN CONDUIT TO WALL MOUNTED CABLE TRAY.
7. CONTRACTOR SHALL RUN TWO (2) FIBER OPTIC CABLES WITH FOUR (4) GLASS STRANDS EACH TO TERMINAL RACK #1. THIS WILL BE THE COMMUNICATION INFRASTRUCTURES CABLE BACKBONE SYSTEM.
8. CONTRACTOR SHALL REMOVE EXISTING TELEPHONE PLATE, DEVICES AND WIRE. INSTALL NEW SURFACE RACEWAY OVER EXISTING BOX. PULL NEW CAT-5 CABLE THROUGH EXISTING CONDUIT AND BOX THROUGH NEW RACEWAY TO DEVICES.
9. CONTRACTOR SHALL CONNECT EXISTING SPARE CIRCUIT BREAKER IN EXISTING PANEL 'B'. RUN 2 #12 AND 1 #12G IN 3/4" CONDUIT, FOR RACK POWER STRIP.

TIMOTHY V. MOORE REGISTERED No. 13815 STATE OF INDIANA PROFESSIONAL ENGINEER

PRINCIPAL | PROJECT ENGINEER

CERTIFIED BY: Timothy V. Moore
PRINCIPAL

CERTIFIED BY:
PROJECT ENGINEER

CERTIFIED BY:
PROJECT DESIGNER

REVISIONS

MARK	DATE	DESCRIPTION

MOORE ENGINEERS
A PROFESSIONAL CORPORATION
9245 N. Meridian Street, Suite 105
Indianapolis, Indiana 46260-1812
(317) 848-5045 FAX: (317) 848-2765

COPYRIGHT NOTICE:
THIS ENGINEERING DRAWING IS GIVEN IN CONFIDENCE AND SHALL BE USED ON PURSUANT TO THE AGREEMENT WITH MOORE ENGINEERS, PC. NO OTHER USE OR DUPLICATION MAY BE MADE WITHOUT PRIOR WRITTEN CONSENT OF MOORE ENGINEERS, PC. ALL OTHER COPYRIGHT AND COMMON LAW RIGHTS ARE HEREBY SPECIFICALLY RESERVED

COMMUNICATIONS INFRASTRUCTURE FOR DUNELAND SCHOOL CORPORATIO

DUNELAND SCHOOL CORPORATION
CHESTERTON, INDIANA

TITLE:

YOST ELEMENTARY SCHOOL

DATE:	12 / 5 / 94	SHEET NO:
SCALE:	1/8" = 1'- 0"	E3-YE
COMM. NO:	94054	
DRAWN BY:	R.D.C.	

9-12-03