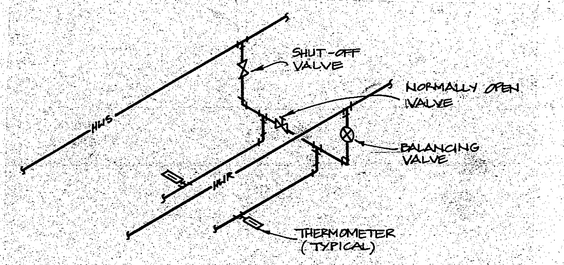

TYPICAL CROSS-OVER VALVING ARRANGEMENT

N.T.S.

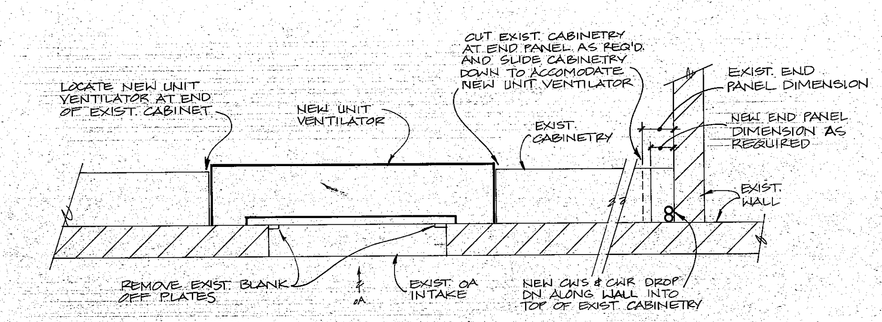

UNIT VENTILATOR DETAIL FOR UV-17, UV-18, UV-20 & UV-21

N.T.S.

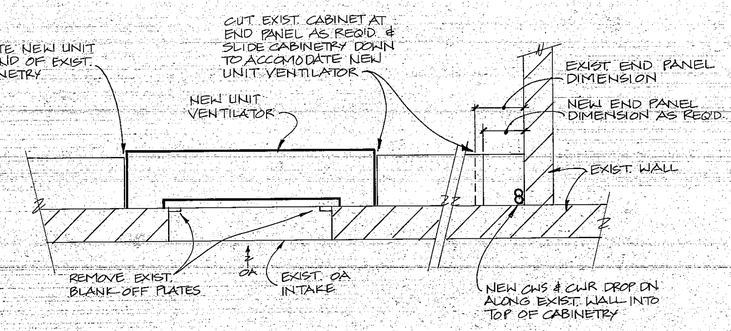

UNIT VENTILATOR DETAIL FOR UV-10 THRU UV-15

N.T.S.

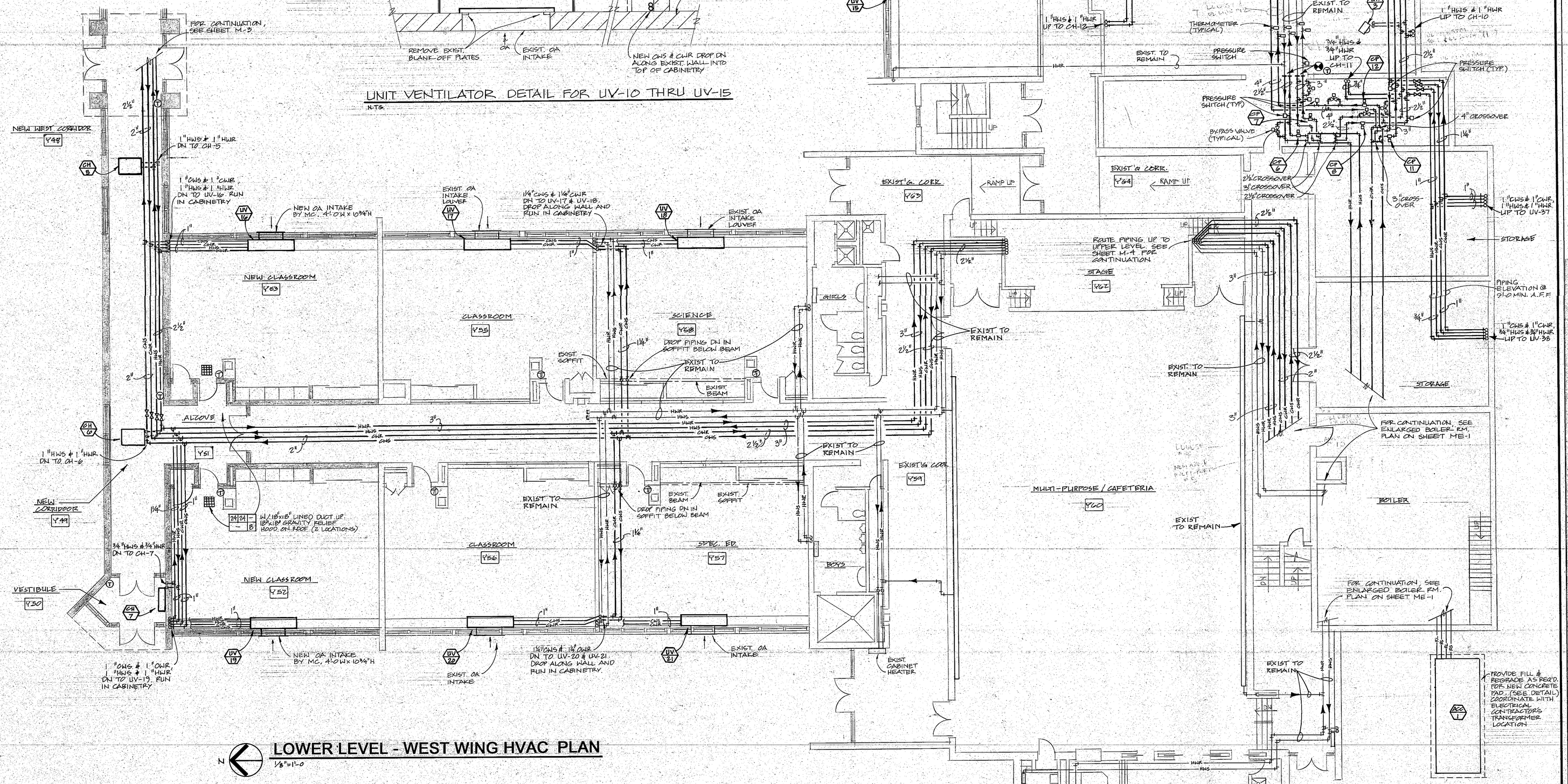

LOWER LEVEL - WEST WING HVAC PLAN

1/8"=1'-0

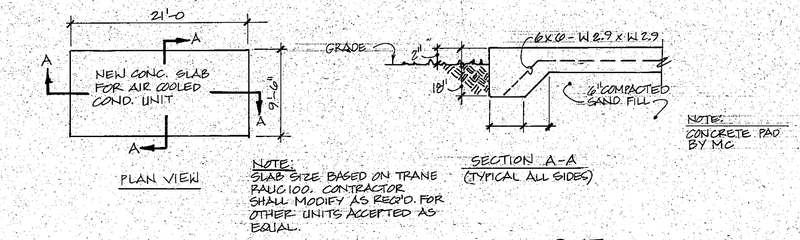

NOTE: SLAB SIZE BASED ON TRANE PAUG 100. CONTRACTOR SHALL MODIFY AS REQ'D. FOR OTHER UNITS ACCEPTED AS EQUAL.

NOTE: CONCRETE PAD BY MC.

ACC UNIT CONCRETE BASE DETAIL

N.T.S.

REVISIONS	BY

1994 BUILDING ADDITIONS & RENOVATION PROJECTS

DUNELAND SCHOOL CORPORATION
chesterton, indiana

gerometta & kinel architects, inc.

W. WING H.V.A.C. PLAN LOWER LEVEL

DATE 3-17-94
SCALE AS SHOWN
DRAWN KSK
JOB 9315
SHEET M-1
OF 55 SHEETS

M/E DESIGN SERVICES
MECHANICAL/ELECTRICAL CONSULTING ENGINEERS
112 1/2 Lincolnway East
Mishawaka, Indiana 46544
(219) 256-1914

9/1-M-19

39

STOCKCRAFTING FORM NO. 101-96