PANEL – A

120/208V, 3P, 4W, 200A. M.L.O. — RECESSED

UV-16	15A	1	2	20A	OUTLETS
UV-17	15A	3	4	20A	OUTLETS
UV-19	15A	5	6	20A	OUTLETS
UV-20	15A	7	8	20A	LIGHTS
CH-5, CH-6, CH-7	20A	9	10	20A	LIGHTS
OUTLETS	20A	11	12	20A	LIGHTS
OUTLETS	20A	13	14	20A	LIGHTS
OUTLETS	20A	15	16	20A	LIGHTS
SPARE	20A	17	18	20A	LIGHTS
SPARE	20A	19	20		
		21	22		
		23	24		
		25	26		
		27	28		
		29	30		
		31	32		
		33	34		
		35	36		
		37	38		
		39	40		
		41	42		

SPACE — SPACE — N

4#3/0 – 2"C TO SWITCHBOARD

PANEL – B

120/208V, 3P, 4W, 400A M.L.O. — RECESSED

EMER. LTGS.	GYM LIGHTS	20A	1	2	20A	OUTLETS
	GYM LIGHTS	20A	3	4	20A	OUTLETS
	GYM LIGHTS	20A	5	6	20A	OUTLETS
EMER. LTGS.	GYM LIGHTS	20A	7	8	20A	OUTLETS
	GYM LIGHTS	20A	9	10	20A	OUTLETS
	GYM LIGHTS	20A	11	12	20A	OUTLETS
EMER. LTGS.	GYM LIGHTS	20A	13	14	20A	OUTLETS
EMER. LTGS.	GYM LIGHTS	20A	15	16	20A	OUTLETS
12 POLE LIGHTING CONTACTOR	LIGHTS	20A	17	18	20A	OUTLETS
	LIGHTS	20A	19	20	20A	OUTLETS
	LIGHTS	20A	21	22	20A	OUTLETS
	LIGHTS	20A	23	24	20A	OUTLETS
	LIGHTS	20A	25	26	20A	OUTLETS
	LIGHTS	20A	27	28	20A	OUTLETS
	LIGHTS	20A	29	30	20A	EWC
			31	32	20A	CH-3, CH-4, UH-1, UH-2
			33	34		
			35	36		
			37	38		
PANEL – B1	125A/3P		39	40		
			41	42		

SPACE — SPACE — N

4-500MCM-3 1/2" C TO SWITCHBOARD

PANEL – B1

120/208V, 3P, 4W, 125A M.L.O. — RECESSED

GYM SOUND SYSTEM AMP.	20A	1	2	20A		EXHAUST FAN-3
FANS, MEZZ. OUTLETS	20A	3	4			
GYM CEILING FANS	20A	5	6	15A / 3P		AHU-4
KILN (VERIFY BREAKER SIZE)	20A / 50A/2P	7	8			
		9	10			
MEZZ. LIGHTS	20A	11	12	15A / 3P		AHU-3
SPRAY BOOTH	20A	13	14			
SPARE	20A	15	16			
SPARE	20A	17	18	15A / 3P		AHU-2
SPARE	20A	19	20			
		21	22			
		23	24	15A / 3P		AHU-1
		25	26			
		27	28	20A		TCP-3
		29	30	20A		EF-4
		31	32	20A		SOUND SYSTEM PANEL
		33	34	20A		LIGHTS
		35	36			
		37	38			
		39	40			
		41	42			

SPACE — SPACE — N

4#2 – 1 1/2" C TO PANEL – B

PANEL – C

120/208V, 3P, 4W, 200A M.L.O. — RECESSED

LIGHTS	20A	1	2	20A	OUTLETS
LIGHTS	20A	3	4	20A	OUTLETS
LIGHTS	20A	5	6	20A	OUTLETS
LIGHTS	20A	7	8	20A	OUTLETS
LIGHTS	20A	9	10	20A	OUTLETS
LIGHTS	20A	11	12	20A	OUTLETS
LIGHTS	20A	13	14	20A	OUTLETS
LIGHTS	20A	15	16	20A	OUTLETS
LIGHTS	20A	17	18	20A	OUTLETS
		19	20	20A	OUTLETS
		21	22	20A	OUTLETS
		23	24	20A	EWC
		25	26	20A	CH-1, CH-2, FC-1
		27	28	20A	UV-1, UV-2
		29	30	20A	UV-3, UV-4
		31	32	20A	UV-6
		33	34	20A	UV-7, UV-8
		35	36	20A	UV-22
		37	38	20A	UV-23
		39	40		
		41	42		

SPACE — SPACE — N

4#3/0 – 2" C TO SWITCHBOARD

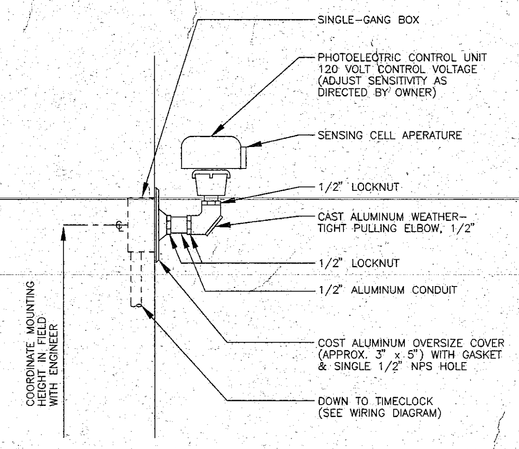

PHOTOCELL CONTROL UNIT WIRING DIAGRAM

NO SCALE

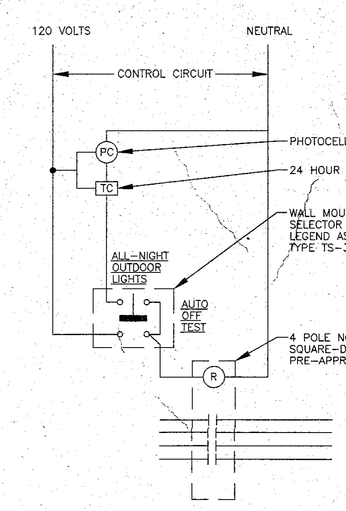

PHOTOCELL/TIME CLOCK CONTROL UNIT WIRING DIAGRAM

NO SCALE

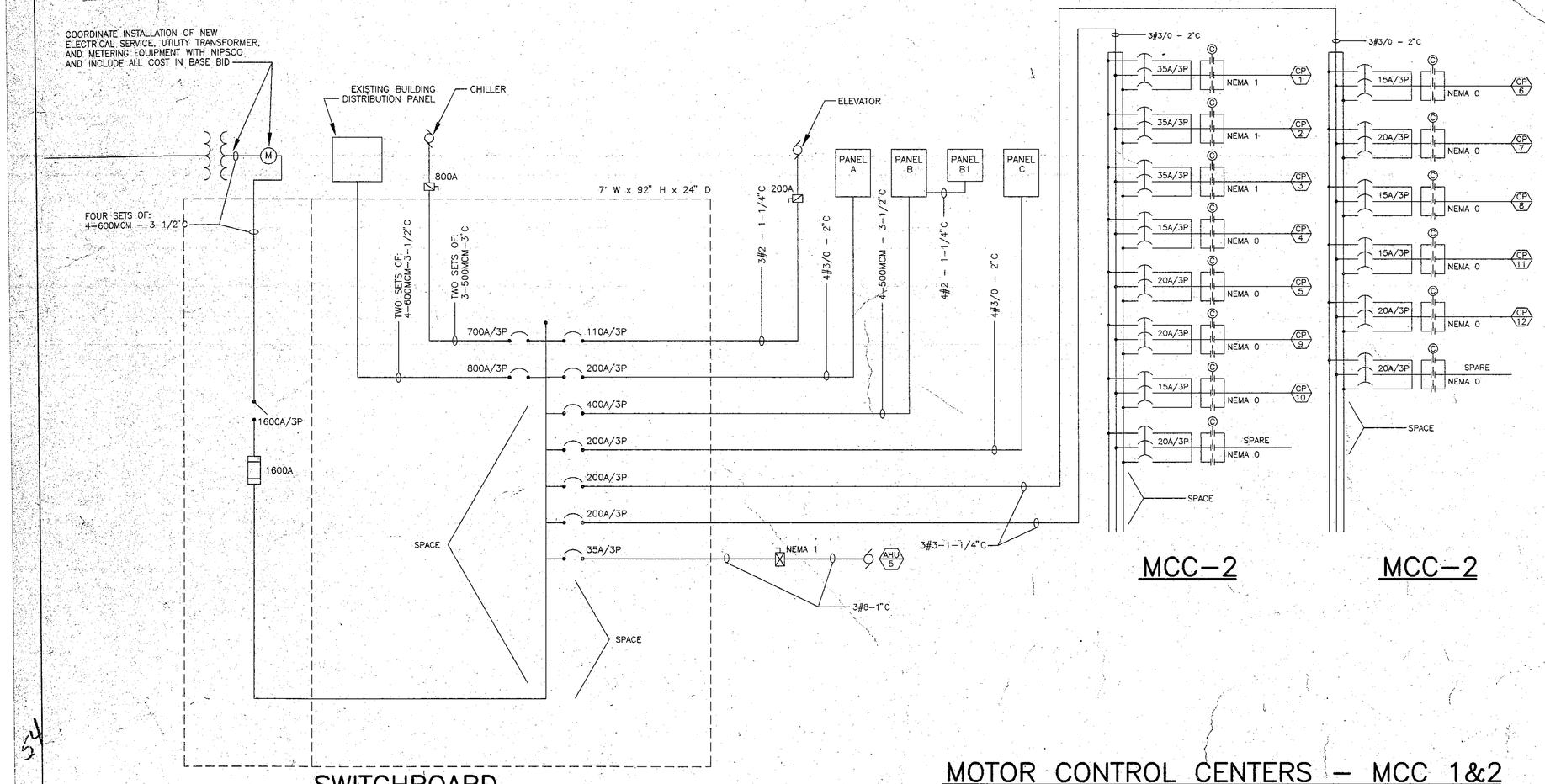

SWITCHBOARD

120/208V, 3P, 4W, 1600A FUSED MAIN SWITCH

MCC-2

MCC-2

MOTOR CONTROL CENTERS – MCC 1&2

208V, 3P, 3W, 200A M.L.O.

LIGHTING SCHEDULE/LEGEND

SYMBOL	LAMP NO.	LAMP TYPE	DESCRIPTION	MOUNTING	MANUFACTURER
A	4	F40 CW	2'x 4' TROFFER, STEEL HOUSING, .125" ACRYLIC PRISMATIC LENS	LAY-IN CEILING	LITHONIA #2SPG440A12.125-120ES OR EQUAL
B	2	F40 CW	2'x 4' TROFFER, STEEL HOUSING, .125" ACRYLIC PRISMATIC LENS	LAY-IN CEILING	LITHONIA #2SPG240A12.125-120ES OR EQUAL
C	2	F40 CW	1'x 4 "WRAPAROUND" TYPE FIXTURE, STEEL HOUSING, PRISMATIC LENS	SURFACE MTD	LITHONIA #SB240A120ES OR EQUAL
D	1	400W MH	2'x 2' HID FIXTURE, STEEL HOUSING, PRISMATIC LENS, WIRE GUARD, VERTICALLY MOUNTED LAMP, QUICK START QUARTZ LAMP	RECESSED	HOLOPHANE #MULTWG400MH-12-B2-EM OR EQUAL
E	2	F40 CW	4' WALL MOUNTED MIRROR LIGHT, EXTRUDED ALUMINUM HOUSING, ACRYLIC PRISMATIC LENS	WALL MOUNTED ABOVE MIRROR	LITHONIA #W240-120ES OR PRE-APPROVED EQUAL
F	2	26W DTT	APPROX. 7" DIA. FLUORESCENT "CAN" SPECULAR SILVER REFLECTOR, WHITE TRIM	RECESSED	LITHONIA #AF2/26QT7AR-120 OR EQUAL
G	2	F40 CW	1'x 4' TROFFER, STEEL HOUSING, .125" ACRYLIC PRISMATIC LENS	LAY-IN CEILING	LITHONIA # SPG240A12.125 120 ES OR EQUAL
	–	LED BY MFGR	EXIT LIGHT WITH GREEN LETTERS ON BRUSHED ALUMINUM HOUSING, ACRYLIC LENS, # OF FACES & ARROWS AS INDICATED ON DRAWINGS. * = WIREGUARD	WALL OR CEILING MTD...AS REQUIRED	LITHONIA #LES-1-RELN OR PRE-APPROVED EQUAL
	2	BY MFGR.	2 HEAD EMERGENCY LIGHT, WHITE THERMOPLASTIC HOUSING, MAINT. FREE LEAD CALCIUM BATTERY * = WIREGUARD	WALL MOUNTED	LITHONIA #ELM0-120 OR EQUAL
H	1	60W INCAND.	SURFACE FIXTURE, GLASS GLOBE, STEEL HOUSING	SURFACE MOUNTED	CAPRI #RD8-IC OR EQUAL
I	1	F40 CW	4' "STRIPLIGHT", STEEL HOUSING	SURFACE MOUNTED	LITHONIA #S140HRS-120ES OR EQUAL
	1 PER HEAD	300W R40	TRACK LIGHT, ALUMINUM HOUSING, 330° ROTATION / 90° FROM VERTICAL, WHITE FINISH	SURFACE MTD.	LITHONIA #TC40-WH OR EQUAL
	1 PER HEAD	75W R40	TRACK LIGHT, ALUMINUM HOUSING, 330° ROTATION / 90° FROM VERTICAL, WHITE FINISH	SURFACE MTD.	LITHONIA #TS30-WH OR EQUAL
L	1	250W MH	LOW PROFILE UPLIGHT, STEEL HOUSING, LENS	MOUNTED TO TOP OF PIPE CHASE COORDINATE EXACT LOCATION W/ENGINEER	STERNER AMBIENT SERIES OR PRE-APPROVED EQUAL
M	2	F40 CW	2'x 4' TROFFER, STEEL HOUSING, 1/2" x 1/2" SPECULAR SILVER LOUVER	LAY-IN CEILING	LITHONIA #2SPG240-120ES OR EQUAL
N	4	F40 CW	2'x 4' TROFFER, STEEL HOUSING, 1/2" x 1/2" SPECULAR SILVER LOUVER	LAY-IN CEILING	LITHONIA #2SPG440-120ES OR EQUAL
O	1	F40 CW	4' UNDERCABINET FIXURE	UNDER CABINET	LITHONIA #2UC140-120ES-HPF OR EQUAL
P	1	F20 CW	2' UNDERCABINET FIXURE	UNDER CABINET	LITHONIA #2UC120-120-HPF OR EQUAL
Q	2	F20 CW	2' x 2' TROFFER, STEEL HOUSING, .125" ACRYLIC PRISMATIC LENS	LAY-IN CEILING OR RECESSED IN GYP. BOARD	LITHONIA #2SPG-F220-A12.125 ES OR EQUAL
R	2	F40 CW	9-3/4" x 3-1/2" OBLONG SHAPED INDIRECT FIXTURE, EXTRUDED ALUMINUM HOUSING, ACRYLIC LENS	CABLE HUNG 12" BELOW CEILING TO TOP	PRECISION ARCH. LIGHTING #AR6302/C-LP-WE-120ES OR PRE-APPROVED EQUAL
S	4	F40 CW	2'x 4' TROFFER, STEEL HOUSING, 3" DEEP, 32 CELL SPECULAR SILVER LOUVER	LAY-IN CEILING	LITHONIA #2PM3GB-44032-S120ES OR EQUAL
T	2	F40 CW	2'x 4' TROFFER, STEEL HOUSING, 3" DEEP, 16 CELL SPECULAR SILVER LOUVER	LAY-IN CEILING	LITHONIA #2PM3GB-24016-S120ES OR EQUAL
U	2	F40 CW	1' x 4' TROFFER, STEEL HOUSING, 3" DEEP, 8 CELL SPECULAR SILVER LOUVER	LAY-IN CEILING	LITHONIA #PM3GB240B-S120ES OR EQUAL
V	1	70W HPS	APPROX 12" DIA. RECESSED DOWNLIGHT, ALUMINUM HOUSING, LENS, U.L. LISTED FOR WET LOCATIONS	RECESSED IN CANOPY	LITHONIA #LGH70S12RWFFL OR EQUAL
W	1	150W INCAND.	CORROSIVE RESISTANT FIXTURE, GLASS GLOBE WITH WIRE GUARD	WALL MOUNTED	HUBBELL #NVX15GG-NVB OR EQUAL
X	2-400W MH 8- 13W PL		42" DIA. INDIRECT LUMINAIRE, WHITE ACRYLIC DOME, CONTEMPORARY TRIM REMOTE MTD. BALLAST (COORDINATE LOCATION W/ENGINEER)	PENDENT MTD. APPROX. 72" DN FROM CEILING PEAK	SPI #SFR-2601 OR PRE-APPROVED EQUAL
Y	100W MH 9W PL		24" DIA. INDIRECT WALL SCONCE TO MATCH FIXTURE – "X"	WALL MTD. COORD. EXACT LOCATION W/ ENGINEER IN FIELD	SPI OR PRE-APPROVED EQUAL
Z	1	150W INCAND.	APPROX. 7" DIA. DOWNLIGHT, STEEL HOUSING, COILEX BAFFLE	RECESSED	HALO #H7T-40A OR EQUAL
	1	70W HPS	EXTERIOR WALLL PACK, PRISMATIC LENS, MEDIUM BRONZE FINISH	WALL MTD. REFER TO EXTERIOR ELEVATIONS	LITHONIA #TWP70S120RHPDMB OR EQUAL
	1	300W R40	APPROX. 8" DIA. CYLINDER, WHITE FINISH, BAFFLE	PENDENT MTD. COORDINATE MT. HEIGHT W/ ARCHITECT	LITHONIA #CC8A MB-WF-CP OR EQUAL
	1	300W R40	TRACK FIXTURE WITH MONO-POINT BASE MOUNT, WHITE HOUSING, BAFFLE	MONO-POINT BASE MOUNT	LITHONIA FIXTURE: TCR40-WH MOUNT: TA18-WH OR EQUAL.
	1	150W HPS	EXTERIOR FLOOD LIGHT, COORDINATE EXACT LOCATION WITH ARCHITECT IN FIELD	GRADE MOUNTED ON RGS CONDUIT 1' ABOVE, 2-1/2' DEEP, 1' DIA CONCRETE BASE	HUBBELL #MIC-0150S-X5K OR EQUAL

NOTE:
1. TWO SWITCHES CONTROLLING 3 OR 4 LAMP FIXTURES SHALL BE INSTALLED SO THAT THE SWITCH CONTROLLING THE OUTER TWO LAMPS (SWITCH a) SHALL BE MOUNTED CLOSEST TO THE DOOR.
2. ALL FLUORESCENT FIXTURES SHALL CONTAIN HIGH POWER FACTOR, ENERGY SAVING BALLASTS.
3. ALL FIXTURES MARKED NL (NIGHT-LIGHT) SHALL HAVE ONE BALLAST CONNECTED TO AN UNSWITCHED 120V CIRCUIT.
4. ALL ACRYLIC LENSES SHALL BE 0.125" MINIMUM THICKNESS.

ELECTRICAL LEGEND

C	CONDUIT
C.B.	CIRCUIT BREAKER
COMB.	COMBINATION
DISC.	DISCONNECT
E.C.	ELECTRICAL CONTRACTOR/TRADE
EXT'G	EXISTING ITEM
F.A.C.P.	FIRE ALARM CONTROL PANEL
G.C.	GENERAL CONTRACTOR/TRADE
H.O.A.	HAND-OFF-AUTOMATIC
LTG.	LIGHTING
MAG.	MAGNETIC
MFG'R.	MANUFACTURER
M.C.	MECHANICAL CONTRACTOR/TRADE
M.D.P.	MAIN DISTRIBUTION PANELBOARD
RECPT.	RECEPTACLE
T.C.C.	TEMPERATURE CONTROL CONTRACTOR/TRADE
T.C.P.	TEMPERATURE CONTROL PANEL
T.T.B.	TELEPHONE TERMINAL BOARD
W.P.	WEATHERPROOF
*	EXISTING BRANCH CIRCUIT
S	SINGLE POLE SWITCH
S^3	THREE-WAY SWITCH
S^4	FOUR-WAY SWITCH
S^K	KEY OPERATED SWITCH (THREE-WAY WHERE INDICATED)
S^P	SWITCH AND PILOT LIGHT
S^{LV}	LOW VOLTAGE LIGHT SWITCH WITH HOMERUN TO LTG. CONTACTORS
	LIGHT DIMMER AND SWITCH 1500W,120 VOLT
	SINGLE RECEPTACLE – WALL MOUNTED
	SINGLE RECEPTACLE FLOOR MOUNTED
	DUPLEX RECEPTACLE
	FLUSH FLOOR BOX WITH CARPET FLANGE (WHERE REQUIRED). COMPLETE WITH DUPLEX RECEPTACLE AND TELEPHONE/DATA OUTLET (1"C TO ABOVE ACCESSIBLE CEILING). HUBBELL OR PRE-APPROVED EQUAL. COORDINATE LOCATION W/ARCHITECT IN FIELD
3 30A	3 – PSN RECEPTACLE. NUMBER INDICATES CURRENT RATING
4 50A	4 – PSN RECEPTACLE. NUMBER INDICATES CURRENT RATING.
TL	"TL" AT ANY RECEPTACLE SYMBOL INDICATES IT IS A TWISTLOCK DEVICE.
WP	"WP" AT ANY RECEPTACLE SYMBOL INDICATES IT IS A WEATHERPROOF DEVICE WITH INTEGRAL GROUND FAULT CURRENT PROTECTION.
+	RECEPTACLE MOUNTING HEIGHT = 1'-6" UNLESS NOTED "+" AT ANY RECEPTACLE SYMBOL = 44" MOUNTING HEIGHT OR 3" ABOVE COUNTER BACKSPLASH
	RECEPTACLE WITH INTEGRAL GROUND FAULT INTERRUPTER
	SURFACE PLUG-IN STRIP MOLD, ALT. SECTIONS & CIRCUITS
	CLOCK RECEPTACLE
S	SMOKE/HEAT DETECTOR
	DUCT SMOKE DETECTOR IN RETURN AIR DUCT WITH "TEST" PANEL BELOW & "SHUT-DOWN" TIE TO UNIT
H	HEAT DETECTOR
A	FIRE ALARM AUDIO/VISUAL ALARM UNIT
F	FIRE ALARM PULL STATION (MANUAL)
	FIRE ALARM LAMP STATION, WALL MTD
	FIRE ALARM LAMP STATION, CEILING MTD.
B	EXTERIOR FIRE ALARM BELL
FACP	FIRE ALARM CONTROL PANEL
	SENSOR/FLUSH VALVE, PROVIDE BY M.C. WIRED BY E.C. COORDINATE WIRING REQUIREMENTS WITH M.C.
	TELEPHONE/DATA OUTLET (DOUBLE GANG J-BOX WITH BLANK COVER PLATE)
	MOTOR LOCATION
	MANUAL MOTOR STARTER
	COMBINATION MAGNETIC MOTOR STARTER AND DISCONNECT SWITCH W/H-O-A CONTROL (NEMA O OR AS INDICATED)
MCC	MOTOR CONTROL CENTER
	NO FUSE DISCONNECT SWITCH. 30A OR AS INDICATED.
	FUSED DISCONNECT SWITCH. 30A OR AS INDICATED.
C	CONTROL CONNECTION OR P.E. SWITCH
R	RELAY (P.E. SWITCH) FURNISHED BY T.C.C.
P	DATA/POWER POLE COORDINATE EXACT LOCATION W/OWNER IN FIELD
TCP	TEMPERATURE CONTROL PANEL FURNISHED BY M.C.
T	THERMOSTAT
DH	MAGNETIC DOOR HOLD, FURNISHED BY G.C.(OR EXISTING) WIRED TO F.A.C.P. BY E.C.
J	JUNCTION BOX
	POWER DISTRIBUTION PANELBOARD
	PANELBOARD
T	TRANSFORMER
	SPEAKER, WALL MOUNTED
	SPEAKER, RECESSED IN CEILING
	PUSH-TO-CALL BUTTON & VOLUME CONTROL SWITCH
A B1 e	"A", "B-8" = LIGHT FIXTURE TYPE FROM SCHEDULE B1 = PANEL AND CIRCUIT NUMBER e = SWITCH CONTROL
3#10 - 3/4"C	WIRE AND CONDUIT SIZE OTHER THAN MINIMUM SPECIFIED. CONDUIT SIZE; WIRE SIZE; NUMBER OF WIRES
	CONDUIT AND WIRE
	CONDUIT AND WIRE RUN TO BE CONTINUED ON THE DRAWING OF ADJACENT AREAS.
A1.3	HOME RUN TO PANELBOARD. A1.3 = PANELBOARD "A", CIRCUITS 1 AND 3. THREE CROSS LINES = 3 WIRES. UNLESS OTHERWISE NOTED, THE CONDUIT AND WIRE SIZES ARE THE MINIMUM AS REQUIRED BY THE SPECIFICATIONS. LONG CROSS LINE = NEUTRAL. WHERE HOME RUNS ARE INDICATED TO EXISTING PANELBOARDS, PROVIDE BREAKERS OF SIZE AS REQUIRED.
	36" COMMERCIAL CEILING FAN, WHITE FINISH, LEADING EDGE #3620
	56" COMMERCIAL CEILING FAN WITH FAN GUARD/ CAGE AND SUPPORT CHAIN TO STRUCTURE ABOVE CEILING LEADING EDGE #5600-1LC
	CEILING FAN SOLID STATE SPEED CONTROL, BY FAN MFG'R.
	RECEPTICAL WITH PULL DOWN TYPE REEL MOUNTED FROM CEILING
	SOUND SYSTEM PANEL, MOUNTED 32" AFF TO BOTTOM
	SOUND SYSTEM MICROPHONE OUTLET
	SOUND SYSTEM SPEAKER OUTLET
PC	PHOTOCELL
TC	24 HOUR TIME CLOCK

REVISIONS: BY

1994 BUILDING ADDITIONS & RENOVATION PROJECTS
DUNELAND SCHOOL CORPORATION
CHESTERTON, INDIANA
geometra & kind architects, inc.
chesterton, indiana

Date 3-17-94
Scale NONE
Drawn MTT
Job 9315
Sheet E-9
Of 55 Sheets

M/E DESIGN SERVICES
MECHANICAL/ELECTRICAL CONSULTING ENGINEERS
112 1/2 Lincolnway East
Mishawaka, Indiana 46544
(219) 256-1914