LEGEND
(Applies To All Floor Plan Drawings)

- Concrete Block unit masonry thickness as noted.
- Face Brick, nominal 4 thickness.
- Metal Wall Studs @ 16" c.c. typical, nominal 4" thickness (5/8" type 'X' drywall ea. side typ. unless noted otherwise).
- 5/8" drywall laminated to conc. block.
- Existing wall construction.
- Existing building construction to be removed (or openings to be cut thru exist. wall).

NOTES

1. Dimensions shown are to face of masonry, to face of metal studs, or to center line of struct. steel typical.
2. Carry masonry and metal stud partition walls to minimum of 8" above finish ceiling typ., except where shown otherwise (i.e. @ corridor walls, classroom separation walls, new restroom walls, etc.. which are to extend full ht. to bottom of roof deck, or to bottom of mech. mezz. deck).
3. See Electrical Lighting Plan Drawings for reflected ceiling plans.
4. All corridors are to be one-hour fire rated typical.
5. Contractors shall visit site and verify all exist. conditions and dimensions and shall report any discrepancies to the Architect/Engineer before proceding with demolition or new construction. Any exist. construction that is removed, damaged, disturbed or altered during demolition/construction work shall be patched, repaired or altered with materials that match exist. adjacent materials, in texture, design & finish, unless otherwise noted or specified.

SCHEDULES FOUND IN SPECIFICATIONS

-DOORS & FRAMES	SECT. 08005
-FINISH HARDWARE	SECT. 08710
-ROOM FINISH	SECT. 09005
-CHALK & TACK BOARDS	SECT. 10100
-TOILET ACCESSORIES	SECT. 10800
-ATHLETIC EQUIPMENT	SECT. 11500

ABBREVIATIONS

-EWC ELECTRIC WATER COOLER	-T.B. TACK BOARD
-DF DRINKING FOUNTAIN	-C.B. CHALK BOARD
-FE FIRE EXTINGUISHER	
-FEC FIRE EXTINGUISHER CABINET	

symbols/materials

- 102 ROOM NO.
- SECTION # / SHEET # (A-5)
- INTERIOR ELEVATION
- DETAIL # / SHEET # (2/A-9)
- 02 DOOR #
- ELEV. MARKER
- +101.6 EXIST'G. SPOT ELEVATION
- +102 NEW SPOT ELEVATION
- --101-- EXIST'G. GRADE CONTOUR
- 101 NEW GRADE CONTOUR
- A WINDOW TYPE
- EXIST'G. TREE TO REMAIN
- EARTH
- CONCRETE
- CONC. BLOCK
- SLAG/STONE
- COMPACTED SAND
- WOOD FRAMING
- FINISH WOOD
- PLYWOOD
- RIGID INSUL.
- BATT INSUL.
- ACOUSTICAL TILE
- DRYWALL
- EXIST'G. WALLS TO REMAIN
- EXIST'G. WALLS TO BE REMOVED
- NEW METAL STUD WALLS

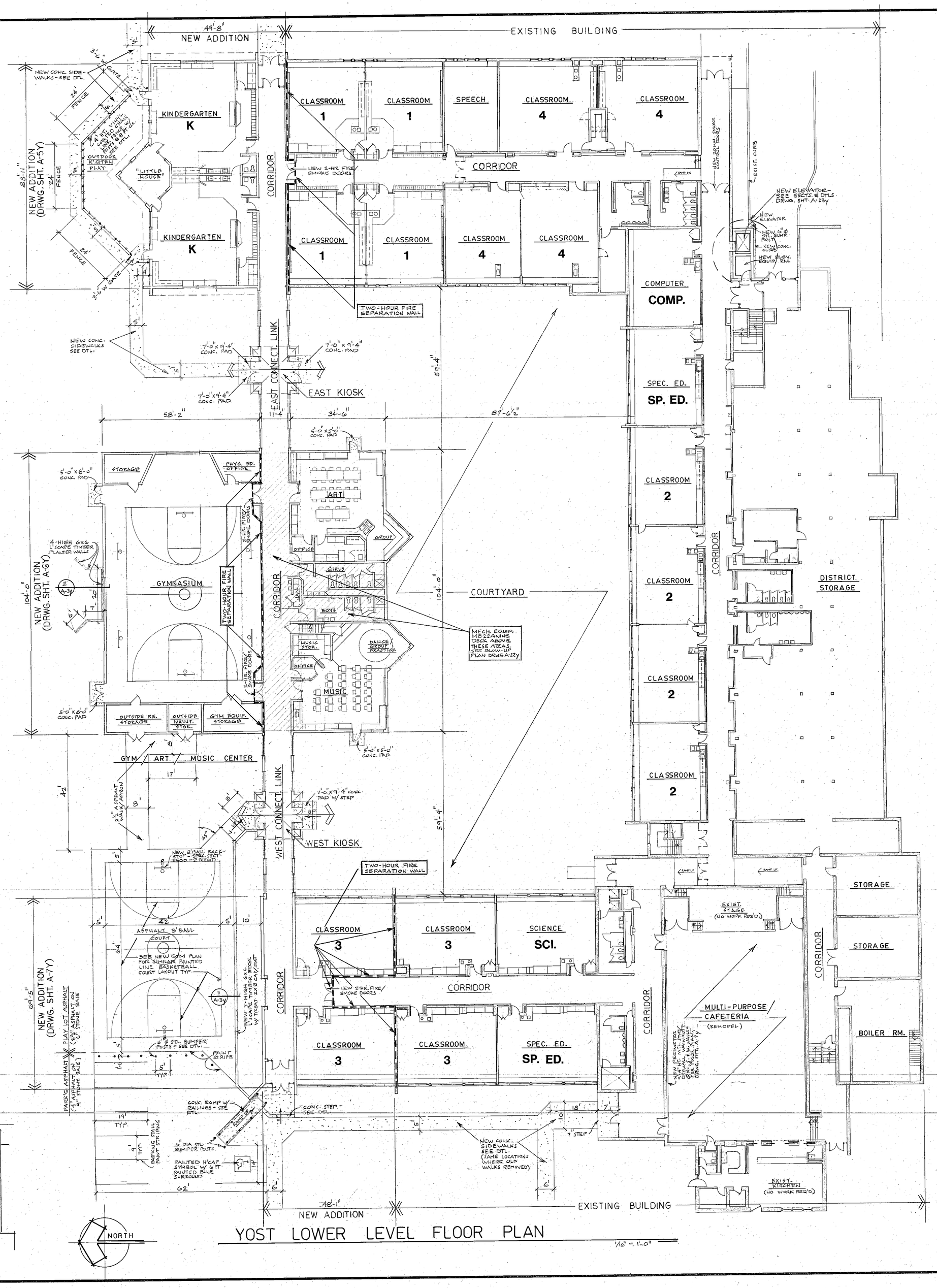

YOST LOWER LEVEL FLOOR PLAN
1/16" = 1'-0"

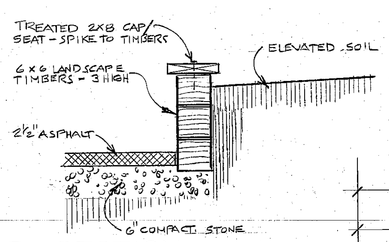

1 / A-3Y SECTION
3/4" = 1'-0"

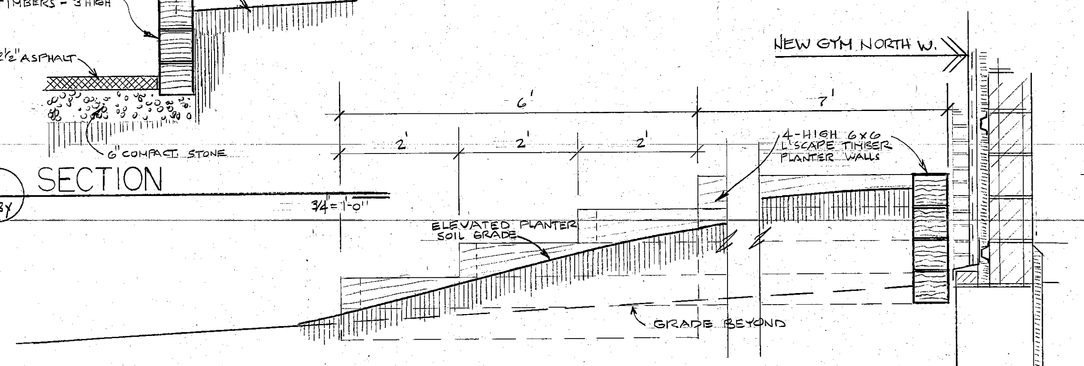

2 / A-3Y SECTION @ PLANTER
3/4" = 1'-0"

REVISIONS	BY

COMPOSITE FLOOR PLAN LOWER LEVEL

1994 BUILDING ADDITIONS & RENOVATION PROJECTS
DUNELAND SCHOOL CORPORATION
CHESTERTON, INDIANA

gerometta & kinel architects, inc.
chesterton, indiana

DATE	3/17/94.
SCALE	1/16" = 1'-0"
DRAWN	TLA
JOB	9315
SHEET	A-3Y
OF 55 SHEETS	

9-4-93

DATAPRINT CORP. 700 RD. CLAREMONT BY SAN MATEO, CA 94403

STOCKDRAFTING FORM NO. 101-04