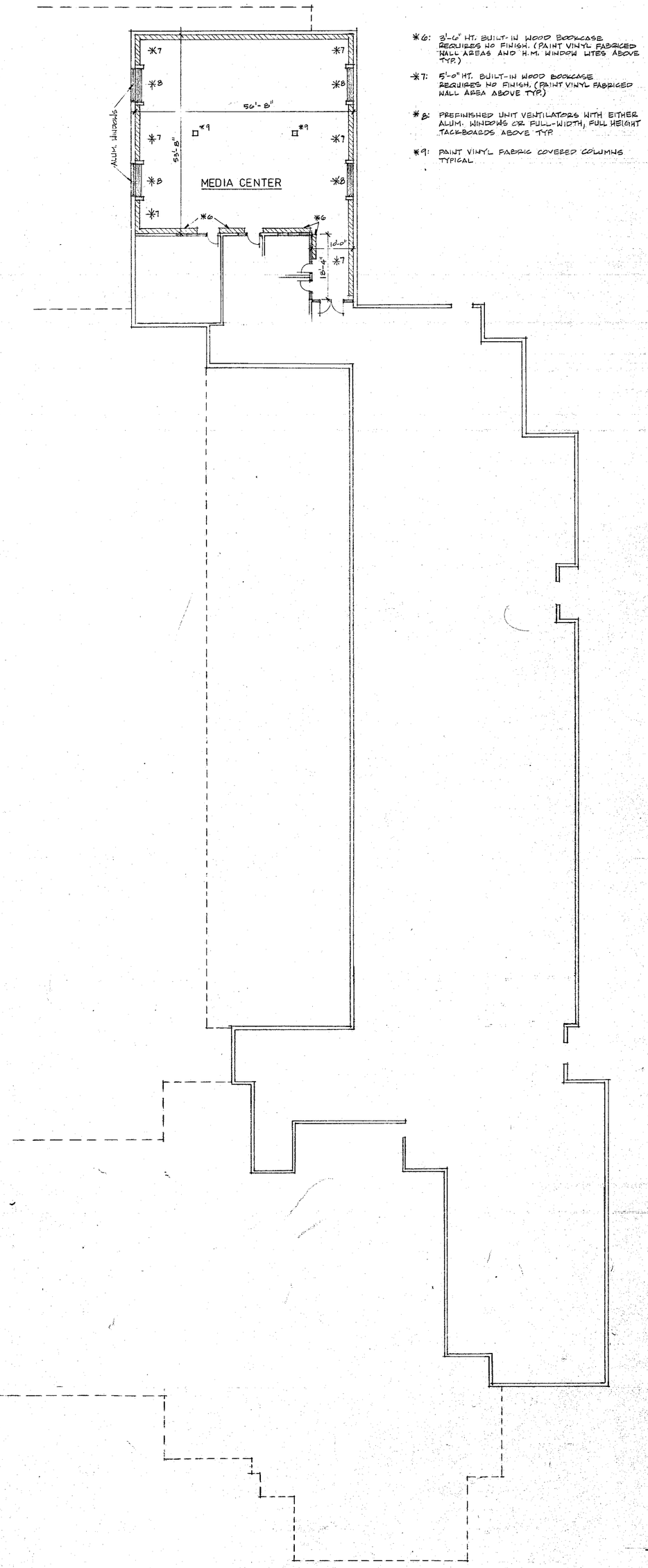

*6: 8'-0" HT. BUILT-IN WOOD BOOKCASE REQUIRES NO FINISH. (PAINT VINYL FABRICED WALL AREAS AND H.M. WINDOW LITES ABOVE TYP.)

*7: 5'-0" HT. BUILT-IN WOOD BOOKCASE REQUIRES NO FINISH. (PAINT VINYL FABRICED WALL AREA ABOVE TYP.)

*8: PREFINISHED UNIT VENTILATORS WITH EITHER ALUM. WINDOWS OR FULL-WIDTH, FULL HEIGHT TACKBOARDS ABOVE TYP.

*9: PAINT VINYL FABRIC COVERED COLUMNS TYPICAL

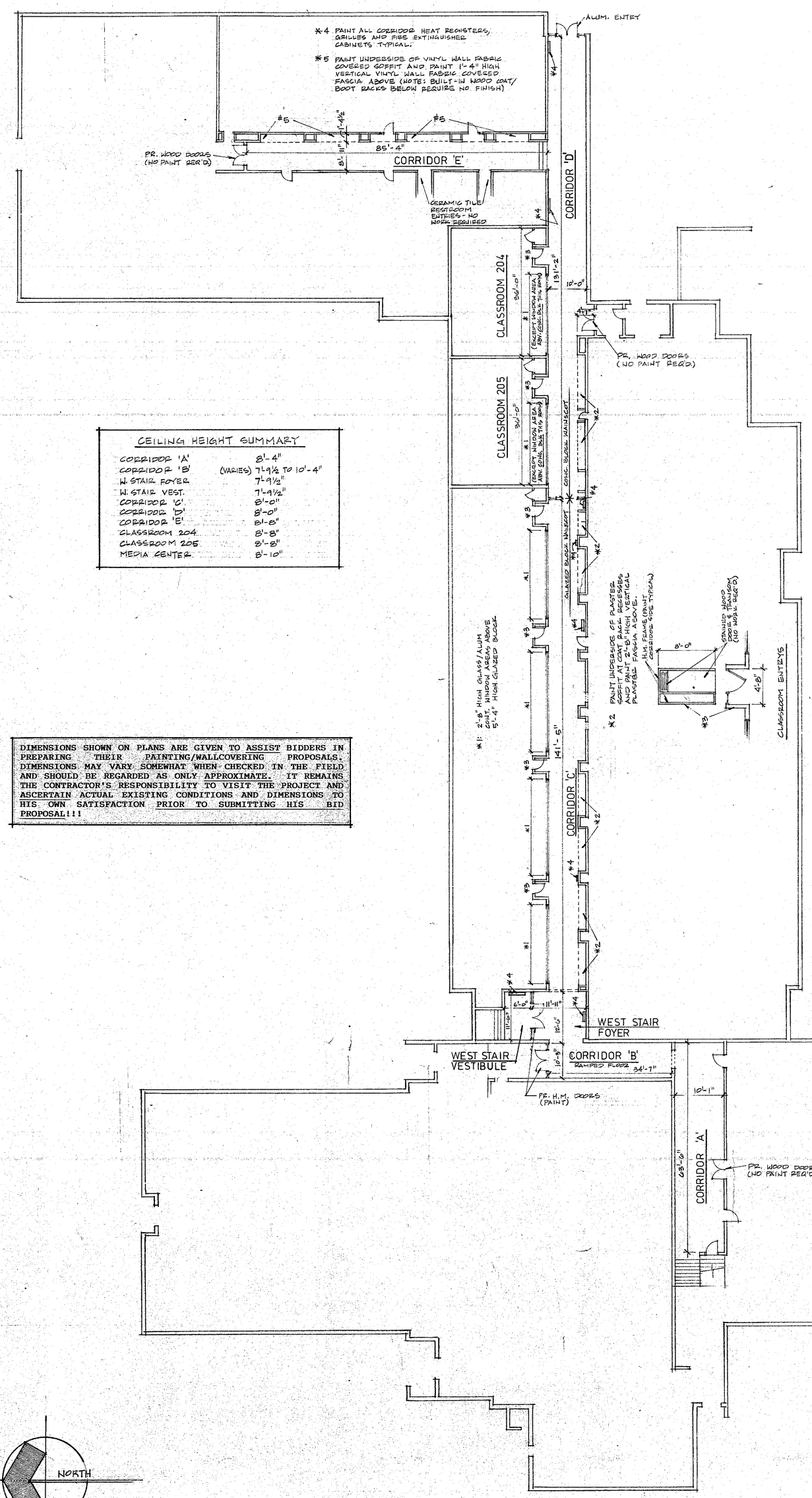

CEILING HEIGHT SUMMARY	
CORRIDOR 'A'	8'-4"
CORRIDOR 'B'	(VARIES) 7'-9½" TO 10'-4"
W. STAIR FOYER	7'-9½"
W. STAIR VEST.	7'-9½"
CORRIDOR 'C'	8'-0"
CORRIDOR 'D'	8'-0"
CORRIDOR 'E'	8'-8"
CLASSROOM 204	8'-8"
CLASSROOM 205	8'-8"
MEDIA CENTER	8'-10"

DIMENSIONS SHOWN ON PLANS ARE GIVEN TO ASSIST BIDDERS IN PREPARING THEIR PAINTING/WALLCOVERING PROPOSALS. DIMENSIONS MAY VARY SOMEWHAT WHEN CHECKED IN THE FIELD AND SHOULD BE REGARDED AS ONLY APPROXIMATE. IT REMAINS THE CONTRACTOR'S RESPONSIBILITY TO VISIT THE PROJECT AND ASCERTAIN ACTUAL EXISTING CONDITIONS AND DIMENSIONS TO HIS OWN SATISFACTION PRIOR TO SUBMITTING HIS BID PROPOSAL!!!

UPPER LEVEL PLAN
YOST ELEMENTARY SCHOOL PAINTING 1/16"=1'-0"

NORTH

LOWER LEVEL PLAN
YOST ELEMENTARY SCHOOL PAINTING 1/16"=1'-0"

YOST ELEM. SCHOOL PAINTING NOTES

GENERAL NOTES:

-See Drawing Notes identified *1 through *8 for additional specific notes pertaining to specific repetitive painting conditions.

-In General, paint all painted surfaces throughout lower level Corridor Network, incl. concrete block, plaster, drywall and H.M. Door Frames.

-Paint all metal heat cabinets and fire extinguisher cabinets in corridors with 2 coats enamel paint.

CEILING NOTES:

Existing suspended acoustical tile ceilings throughout corridors and room areas typical. No painting work required.

WALL NOTES:

A. Paint existing 3'-0" ht. painted plaster wall area above 5'-4" ht. glazed block wainscot with 2 coats enamel paint.

B. Paint existing 2'-6" ht. painted plaster wall area above glazed block wainscot with 2 coats enamel paint.

C. Paint full height plaster wall with 2 coats enamel paint.

D. Paint existing H.M. Doors & Frames, incl. sidelites & transom w/2 coats enamel paint.

E. Glazed tile wainscot to 5'-4" ht. typical entire corridor length. Some areas have exist'g. alum. windows extending from top of wainscot to ceiling. Some areas (@ Classroom Entry's typical) have 3 ft. ht. plaster extending from top of wainscot to ceiling - paint with 2 coats enamel paint.

F. Glazed tile wainscot to 5'-4" ht. typical entire corridor length. Paint 3 ft. ht. plaster wall area above to ceiling typical, including underside of soffit above coat racks with 2 coats enamel paint.

G. Paint existing H.M. Frame, incl. sidelites & transom w/2 coats enamel paint.

H. Paint existing concrete block walls full height w/2 coats enamel paint (no glazed block wainscot this area).

I. Paint existing concrete block walls and existing plaster soffit and fascia above coat racks.

J. Paint vinyl fabric covered walls full height, incl. vinyl fabric covered soffits and fascias above coat/boot racks.

K. Paint existing concrete block walls full height and 8" plaster wall area above aluminum windows.

L. Paint existing vinyl fabric covered walls full height from top of bookcase to ceiling typical with 2 coats enamel paint. Also paint projecting vinyl fabric covered pier walls ea. side of unit ventilators and center columns typical.

DOOR/FRAME NOTES:

1. Paint room side of existing H. M. door frames typical (or Corridor side where Corridor painting called out). Doors are 3'-0" x 7'-0" stained wood and require no finish typically.

2. See Drawing for elevation of typical Classroom Entrys, where wood doors & wood grill transom extend to 8'-0" ht.

3. Existing aluminum entry doors, frames, transoms & sidelites require no finish.

4. Existing high aluminum windows in Corridors require no finish.

5. Existing stained wood coat/boot racks require no finish. However, wall areas above and between these items require painting in Corridors 'D' and 'E'. (Similar wall area along Corridor 'C' is glazed block and requires no finish).

YOST ELEM. SCHOOL PAINTING SCHEDULE

UPPER LEVEL

MEDIA CENTER
N. WALL: L
S. WALL: L
E. WALL: L
W. WALL: L

LOWER LEVEL

CORRIDOR 'A'
N. WALL: A
S. WALL: A
E. WALL: A
W. WALL: A

CORRIDOR 'B'
N. WALL: D
S. WALL: C
E. WALL: B
W. WALL: B

WEST STAIR FOYER
N. WALL: D
S. WALL: B
E. WALL: B
W. WALL: B

WEST STAIR VESTIBULE
N. WALL: -
S. WALL: D
E. WALL: B
W. WALL: B

CORRIDOR 'C'
N. WALL: E
S. WALL: F
E. WALL: G
W. WALL: -

CORRIDOR 'D'
N. WALL: H
S. WALL: H, I
E. WALL: -
W. WALL: G

CORRIDOR 'E'
N. WALL: G
S. WALL: -
E. WALL: J
W. WALL: J

CLASSROOM 204
N. WALL: -
S. WALL: K
E. WALL: -
W. WALL: -

CLASSROOM 205
N. WALL: -
S. WALL: K
E. WALL:
W. WALL:

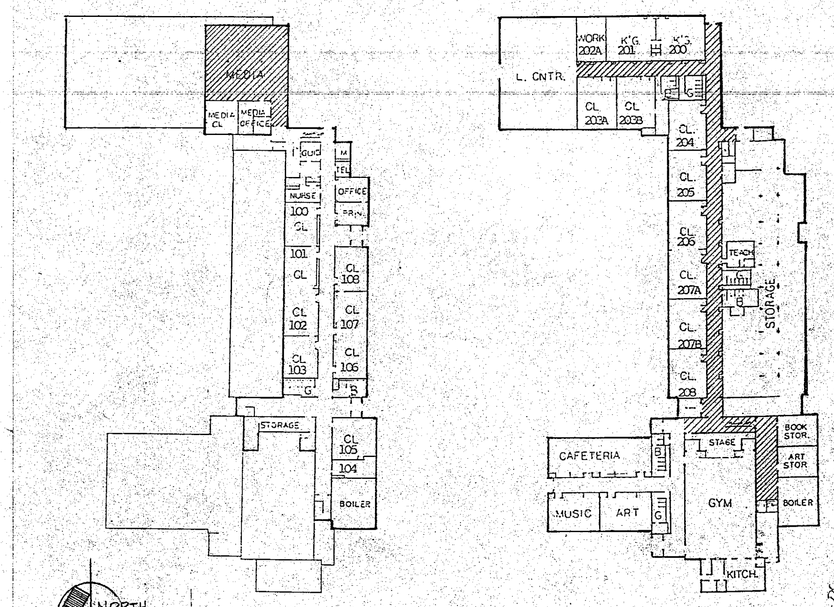

YOST ELEMENTARY SCHOOL

REVISIONS	BY

YOST ELEMENTARY SCHOOL PAINTING PLANS/NOTES

SUMMER 1992 INTERIOR RENOVATION PROJECTS
DUNELAND SCHOOL CORPORATION chesterton, indiana
geronetta, & kinel architects, inc. chesterton, indiana

DATE	3/17/92
SCALE	AS NOTED
DRAWN	R.B.
JOB	9201
SHEET	PW-5
OF 13	SHEETS

92-PW-9

DATAPRINT CORP. 700 SO. CLAREMONT ST. SAN MATEO, CA. 94401
STOCKDRAFTING FORM NO. 101-56