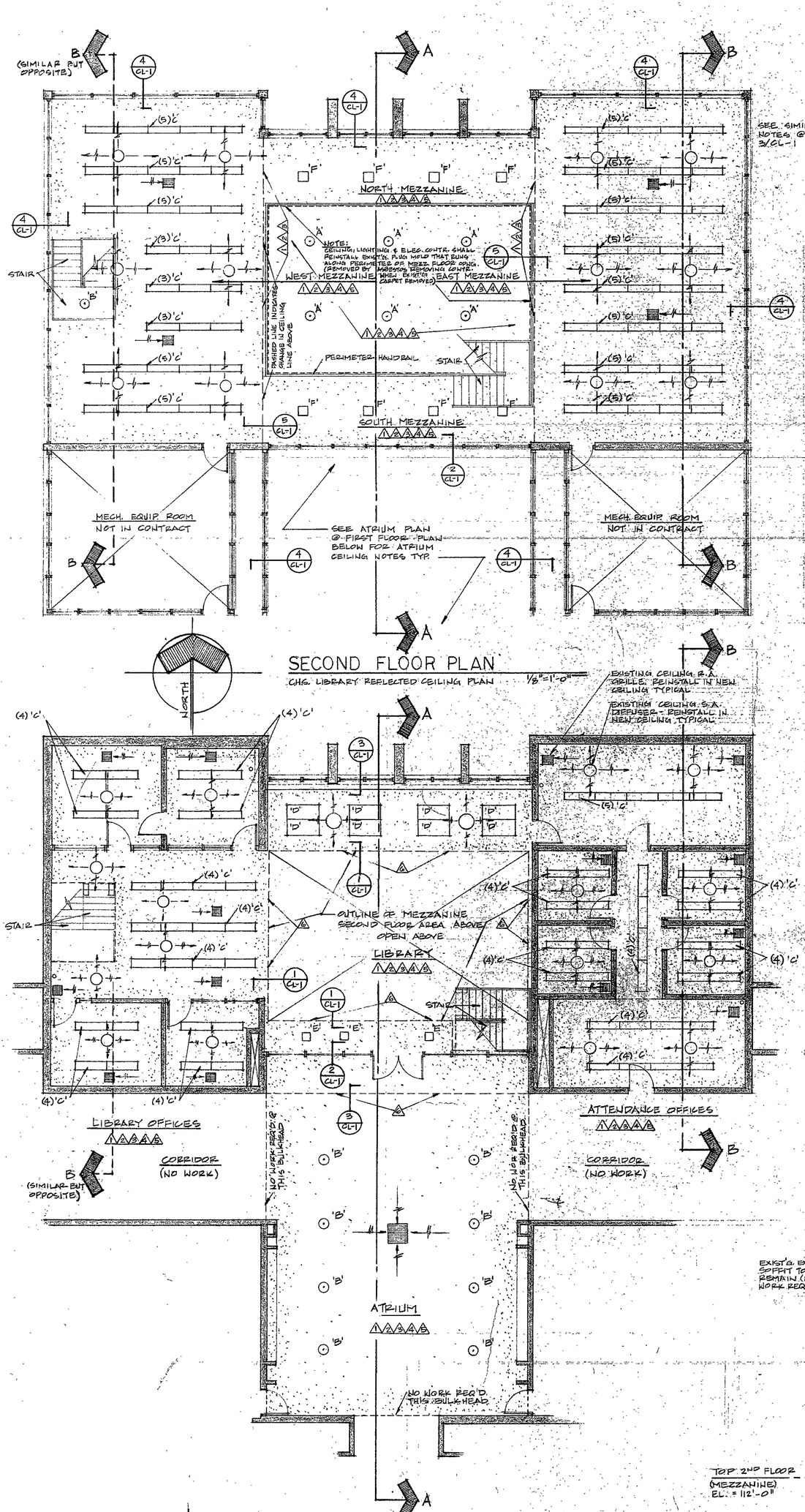

SECOND FLOOR PLAN

CHG. LIBRARY REFLECTED CEILING PLAN 1/8"=1'-0"

FIRST FLOOR PLAN

CHS. LIBRARY, ATRIUM, ATTENDANCE OFFICE REFLECTED CEILING PLAN 1/8"=1'-0"

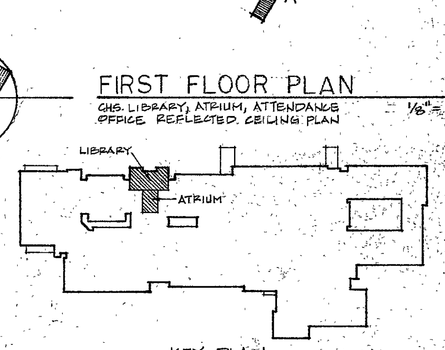

KEY PLAN
CHESTERTON HIGH SCHOOL

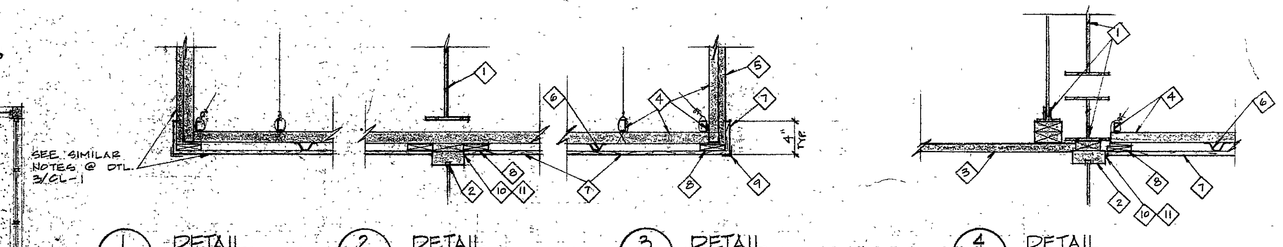

1/CL-1 DETAIL 1"=1'-0" | 2/CL-1 DETAIL 1"=1'-0" | 3/CL-1 DETAIL 1"=1'-0" | 4/CL-1 DETAIL 1"=1'-0"

DESCRIPTION OF WORK

I. GENERAL BACKGROUND

Existing acoustical plaster ceilings above Chesterton High School Atrium, Library (Lower Level), Attendance Offices, Library Offices and Library 2nd Floor Mezzanine Areas (and vertical plaster bulkhead areas above East and West Library Mezzanine Areas) contain asbestos. These areas are scheduled for removal operations during the period of June 30, 1992 through July 10, 1992 by others under separate contract to the Owner. During the course of that work, the Asbestos Removal Contractor will do the following:

A. Remove all floor finishes incl. carpet, vinyl floor tile, stair treads covers and vinyl base from these areas and discard of same.

B. Remove all ceiling light fixtures and cap all electrical wiring at ceiling junction boxes. Asbestos Contractor will salvage pendant-hung globe light fixtures only for reuse in Atrium. (Type "B" fixtures) Remaining light fixtures will be discarded.

C. Remove all ceiling S.A. diffusers and R.A. grilles and salvage for reuse.

D. Remove all plaster containing asbestos (all ceilings and vertical bulkheads above mezzanines) and remove all metal lathing and discard of same.

E. Asbestos Contractor will leave entire existing "black iron" ceiling/bulkhead suspension/framing system in place for reuse.

F. Asbestos Contractor will clean up all areas and remove all debris, all vinyl floor protection barriers etc. and perform required air quality testing prior to turning areas over to Ceiling & Lighting Contractor.

G. Asbestos Contractor will remove existing electrical plugmold from Mezzanine floor that encircles floor opening beneath perimeter railing. Plugmold will be salvaged for reinstallation once new carpet is installed on Mezzanine.

II. CEILING & LIGHTING CONSTRUCTION WORK

A. Install new metal furring channels to undersides of existing ceiling "black iron" suspension/framing system and to vertical "black iron" framing of vertical bulkheads above Library East and West 2nd Floor Mezzanines. Ceiling areas affected include Chesterton High School Atrium, Library Lower Level, Attendance Offices, Library Offices and Library 2nd Floor Mezzanine Areas.

B. Install new 5/8" type "X" drywall over all new metal furring. Screw-apply drywall to furring and tape and compound finish all joints.

C. Spray texture paint (See Spec. Sect. 9900) all new ceiling and mezzanine bulkhead drywall.

D. Install new lighting fixtures (and salvaged type "B" pendant globes) on all ceilings affected (See Fixture Schedule this Drawing Sheet).

E. Clean and spray paint all salvaged ceiling S.A. & R.A. diffusers and grilles and reinstall same, connecting to existing ductwork ceiling terminations.

F. Spray texture paint all existing plaster vertical bulkheads that frame perimeter of center open shaft between Lower Library Area and 2nd Floor Library Mezzanine areas.

G. Reinstall existing salvaged electrical plugmold around perimeter of Mezzanine center floor opening. Plugmold is to be surface mounted directly on top of new carpet and wiring connected to existing junction box/wiring already installed for this purpose.

III. WORK BY OTHERS

A. All work listed in Part I above scheduled to be performed by Asbestos Removal Contractor.

B. Installation of new floor finishes incl. carpet and vinyl base which is to be responsibility of Floor Covering Contractor under separate contract to Owner.

DETAIL NOTES:

1. EXISTING STRUCTURE
2. EXISTING ALUM./GLASS WINDOWS/ CURTAIN WALL
3. EXISTING EXTERIOR SOFFIT
4. EXISTING "BLACK IRON" SUSPENSION/ FRAMING SYSTEM INCLUDING 3/4" FRAMING CHANNELS RUN @ 16"O.C. AND 1½" MAIN SUPPORT CHANNELS RUN @ 3'-0" O.C. ±
5. EXISTING VERTICAL PLASTER & METAL LATH TO REMAIN
6. NEW 7/8" D x 2 5/8" W. HAT-SHAPED ROLL-FORMED 20 GA. METAL DRYWALL FURRING CHANNELS - ATTACH TO "BLACK IRON" FRAMING @ 16" O.C. TYPICAL.
7. NEW 5/8" TYPE 'X' DRYWALL - SCREW APPLY TO NEW METAL FURRING CHANNELS AND SPRAY TEXTURE PAINT.
8. NEW CONT. 1x4 WOOD BLOCKING @ ALL OUTSIDE CORNERS AND PERIMETER TERMINATIONS
9. U.S.G. #104 MTL. CORNER TRIM
10. U.S.G. #200A MTL. 'J' TRIM
11. CAULK ENTIRE PERIMETER TYPICAL

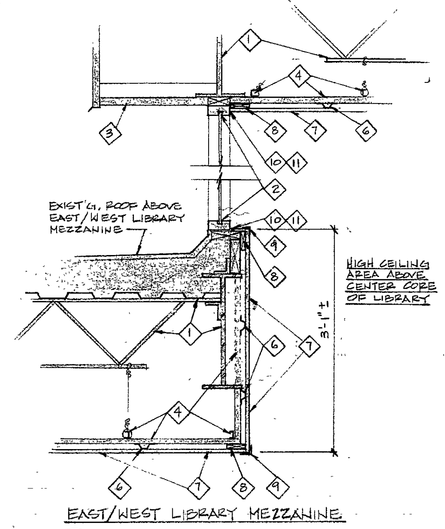

EAST/WEST LIBRARY MEZZANINE

5/CL-1 DETAIL 3/4"=1'-0"

LIGHT FIXTURE SCHEDULE

MARK	DESCRIPTION	LAMPS/FIXTURE NO.	LAMPS/FIXTURE TYPE	MOUNTING	NOTES
'A'	STEWART TYPE 'M' GLOBE LIGHT	1	175 WMH	PENDANT	1
'B'	EXISTING FIXTURE TO BE REUSED	1	200 W	PENDANT	2
'C'	LITHONIA 2SB240-A12-120V	2	F40	SURFACE	3
'D'	LITHONIA 2SPF440-ASL-120V	4	F40	RECESSED	4
'E'	LITHONIA LAGH 12 100MH RGPL	1	100WMH	RECESSED	5
'F'	LITHONIA LAGH 12 175MP RMPL	1	175WMH	RECESSED	5

NOTES:

1. 18" DIA. OPAL GLASS GLOBE W/ WHITE BAKED ENAMEL FINISH ON HOUSING; BALLAST TO BE REMOTE, CEILING TYPE INSTALLATION; FURNISH W/ 12 FT. LONG PENDANT STEM (WHITE).
2. SALVAGED PENDANT HUNG GLOBE FIXTURE TO BE FURNISHED BY OWNER; INSTALLED BY THIS CONTRACTOR. RELAMP W/ NEW 200 W. INCANDESCENT LAMP
3. DOWN-TYPE INSTALLATION TYPICAL
4. TWO FIXTURES TO BE SIDE-BY-SIDE MOUNTED FOR 4x4 APPEARANCE TYPICAL. FINISH W/ PLASTER TRIM FOR FLUSH PLASTER/DRYWALL INSTALLATION
5. FURNISH W/ PLASTER TRIM FOR FLUSH PLASTER/DRYWALL INSTALLATION

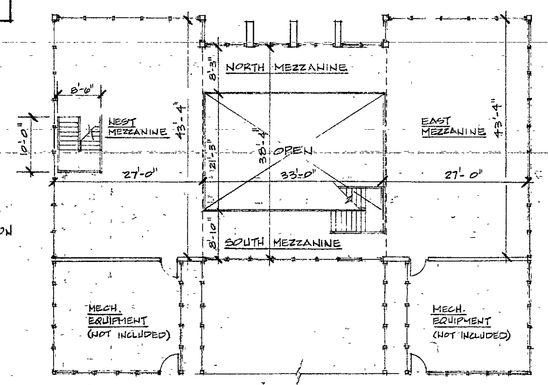

SECOND FLOOR PLAN

CHS LIBRARY 1/16"=1'-0"

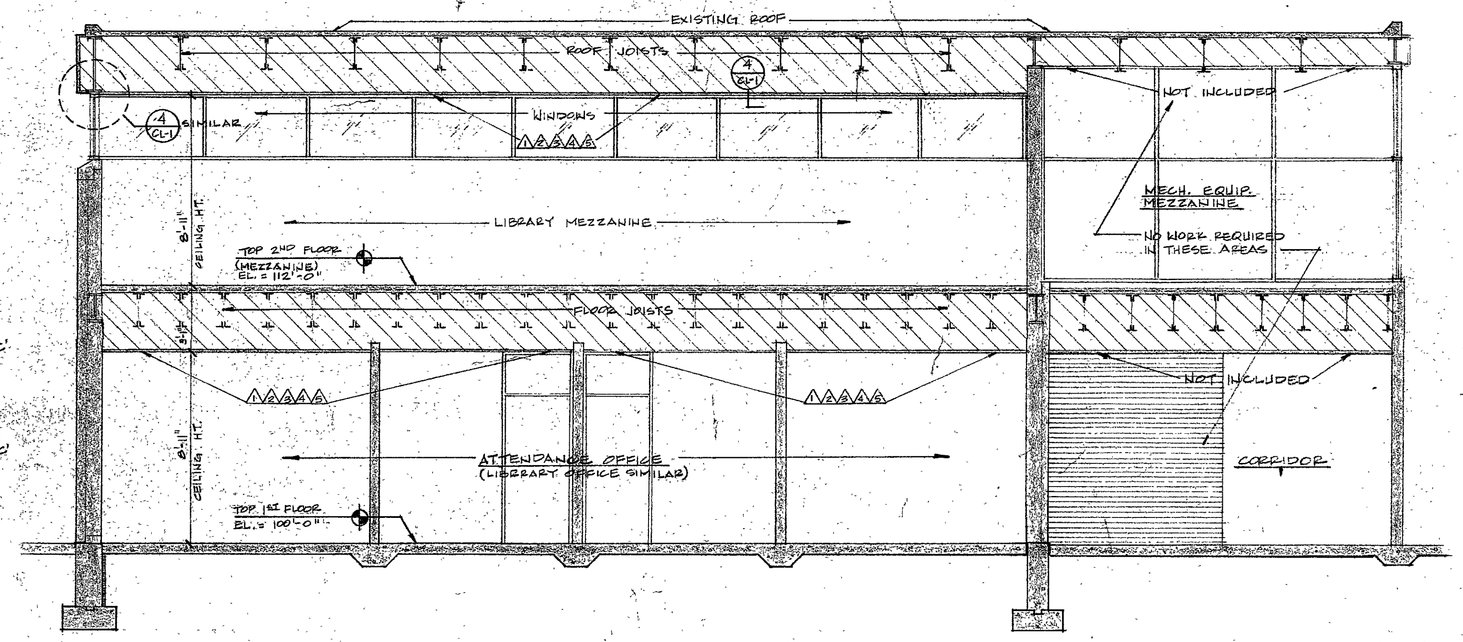

BUILDING SECTION 'B-B'

1/4"=1'-0"

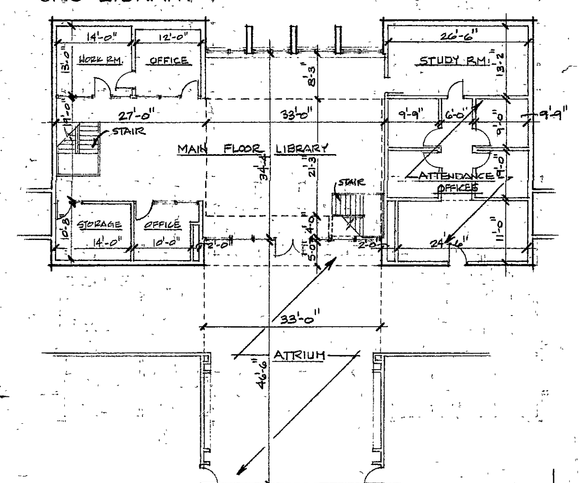

FIRST FLOOR PLAN

C.H.S. LIBRARY 1/16"=1'-0"

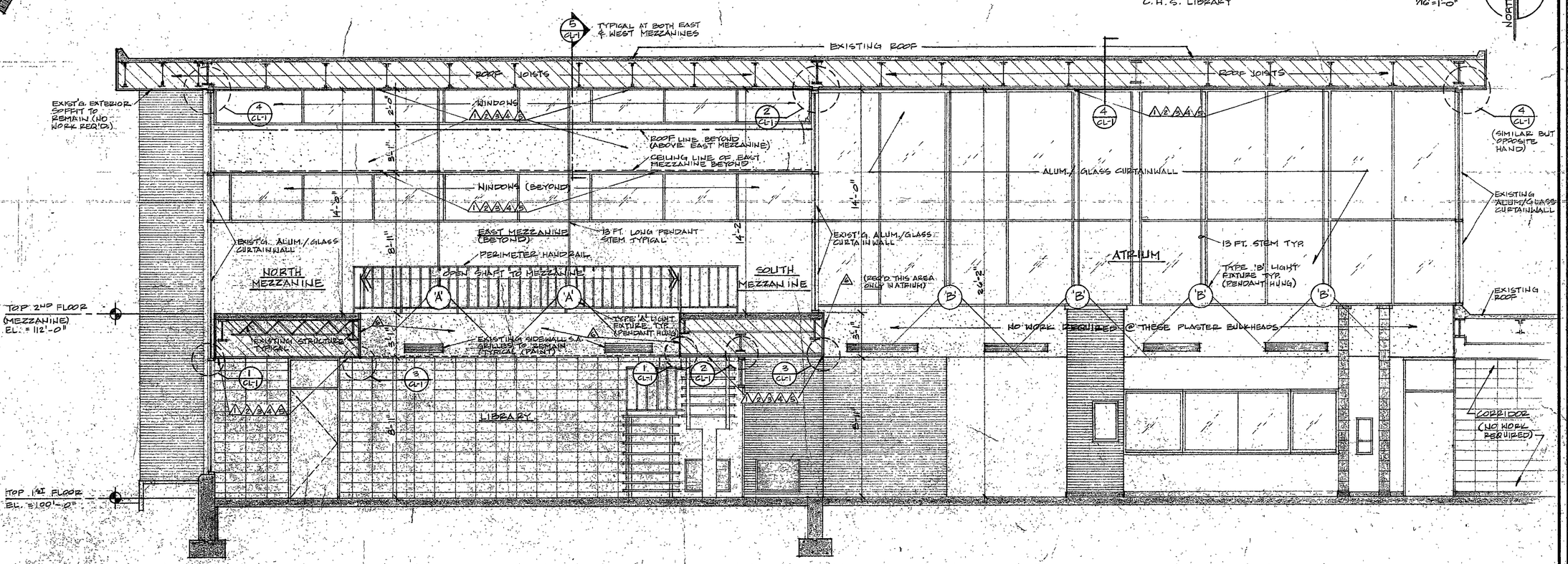

BUILDING SECTION 'A-A'

1/4"=1'-0"

REVISIONS	BY

SUMMER 1992 INTERIOR RENOVATION PROJECTS
CHESTERTON HIGH SCHOOL CORPORATION chesterton, indiana
DEPARTMENT OF BUILDING SECTIONS OF DELAWARE
Architectural & Engineering Consultants, Inc.

DATE	5/17/92
SCALE	AS NOTED
DRAWN	R.B.
JOB	9201
SHEET	CL-1
OF 13	SHEETS

DAVENPORT CORP. 700 SO. CLAREMONT ST. SAN MATEO, CA. 94401
STOCKDRAFTING FORM NO. 101-06