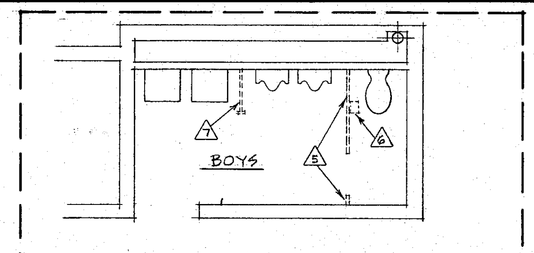

CHS RESTROOM DEMOLITION PLAN
(@ POOL BOYS PHYS. ED. LOCKER RM.) 1/4" = 1'-0"

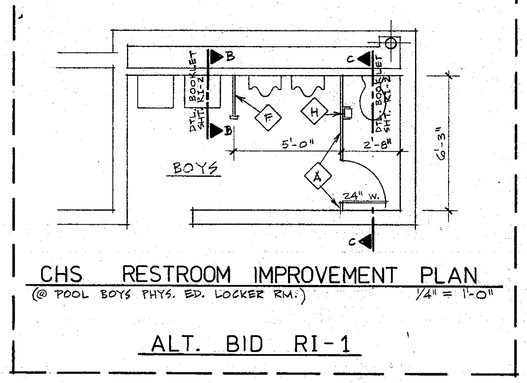

CHS RESTROOM IMPROVEMENT PLAN
(@ POOL BOYS PHYS. ED. LOCKER RM.) 1/4" = 1'-0"

ALTERNATE BID RI-1

CHS

ALT. BID RI-1

RESTROOM IMPROVEMENT NOTES

DEMOLITION NOTES:

1. REMOVE EXISTING SEMI RECESSED WASTE RECEPTACLES/TOWEL DISPENSERS AND TURN OVER TO OWNER. (14"W x 60"H SIZE TYP.)
2. REMOVE EXISTING WALL-HUNG FLUSH VALVE WATERCLOSET FIXTURE, CAP WASTE AND COLD WATER LINES FLUSH WITH WALL AND INSTALL S.S. OR CHROME-PLATED COVER PLATES.
3. REMOVE EXISTING 5'-10½" HT. METAL CANTILEVERED WALL-SUPPORTED TOILET PARTITION PANELS AND DOORS AS SHOWN. PATCH HOLES IN WALL.
4. REMOVE & STORE URINAL, CAP WASTE AND COLD WATER LINES FLUSH WITH WALL AND INSTALL S.S. OR CHROME-PLATED COVER PLATES.
5. REMOVE EXISTING 5'-10½" HT. METAL OVERHEAD-BRACED TOILET PARTITION PANELS, DOORS AND PILASTERS AS SHOWN. PATCH HOLES IN WALL, FLOOR.
6. REMOVE & TURN OVER TO OWNER, EXISTING TOILET TISSUE DISPENSERS AND FEMININE NAPKIN DISPOSAL UNITS.
7. REMOVE EXISTING 5'-10½" HT. METAL OVERHEAD BRACED URINAL SCREENS. PATCH HOLES IN WALL, FLOOR.
8. REMOVE EXISTING 24" LONG S.S. GRAB BARS.
9. REMOVE EXISTING 4'-7" HT. MTL. FLOOR MOUNTED TOILET PARTITIONS AND DOORS AS SHOWN. PATCH HOLES IN WALL, FLOOR.

NEW INSTALLATION NOTES:

1. INSTALL NEW METAL OVERHEAD-BRACED TOILET PARTITION PANELS, DOORS AND PILASTERS AS SHOWN. PROVIDE BACKING IN PARTITION WHERE REQUIRED FOR GRAB BARS. TOILET TISSUE DISPENSERS AND FEMININE NAPKIN DISPOSAL UNITS WHERE INDICATED/REQUIRED.
2. INSTALL NEW 1½" DIA. S.S. GRAB BARS AS SHOWN. (1 GRAB BAR 36" LONG; 1 GRAB BAR @ 42" LONG)
3. INSTALL NEW 1½" DIA. S.S. GRAB BARS AS SHOWN. (2 GRAB BARS @ 42" LONG EA.)
4. ~~ADD NEW WALL-HUNG FLUSH VALVE VITREOUS CHINA FIXTURE AFTER REMOVING EXISTING URINAL.~~ (NOT USED)
5. INSTALL NEW 18"W X 5'-4" LONG PLASTIC LAMINATE COVERED 3/4" PARTICLE BOARD COVERS TO COVER WASTE RECEPTACLE RECESS AFTER UNIT IS REMOVED. INSTALL 2"x BLOCKING IN RECESS AS NECESSARY.
6. INSTALL NEW 24"W METAL OVERHEAD-BRACED URINAL SCREEN AS SHOWN.
7. INSTALL NEW "HIGH-LIFT" TOILET SEAT.
8. INSTALL NEW TOILET TISSUE DISPENSERS WHERE SHOWN ON PLANS.
9. INSTALL NEW 14"W X 5'-4" LONG PLAST. LAMINATE COVERED 3/4" PARTICLE BOARD COVERS WHERE EXIST. CANTILEVERED WALL HUNG TIF. PARTITIONS REMOVED TO COVER ANY DAMAGED ADJACENT WALL AREAS.
10. INSTALL NEW FEMININE NAPKIN DISPOSAL UNITS WHERE SHOWN ON PLANS.

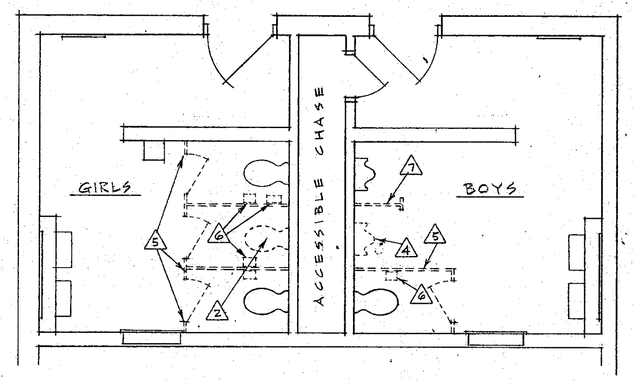

BrES RESTROOM DEMOLITION PLAN
1/4" = 1'-0"

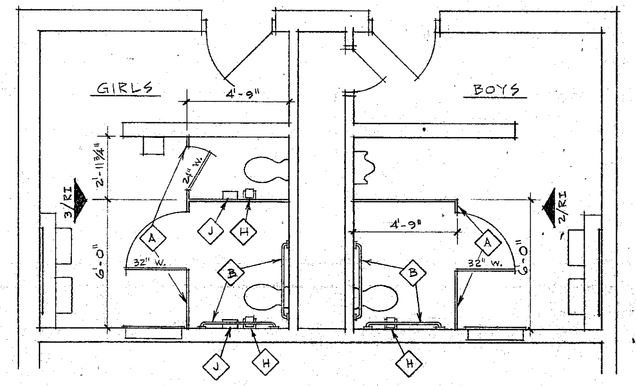

BrES

BrES RESTROOM IMPROVEMENT PLAN
1/4" = 1'-0"

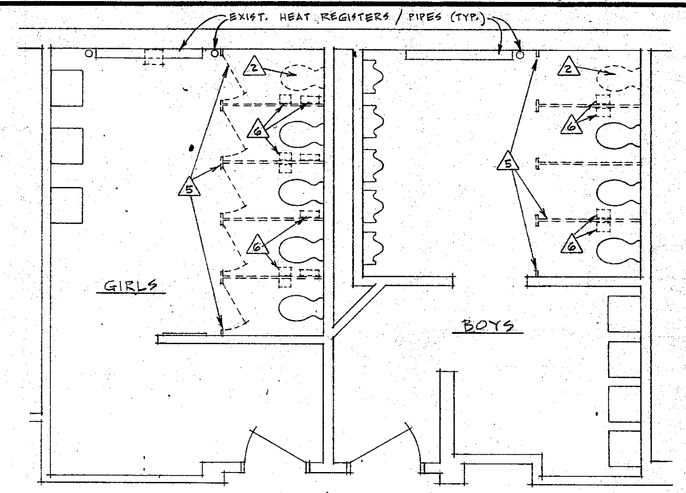

CHS RESTROOM DEMOLITION PLAN
(@ N. END OF GYM, E. OF N. GYM LOBBY) 1/4" = 1'-0"

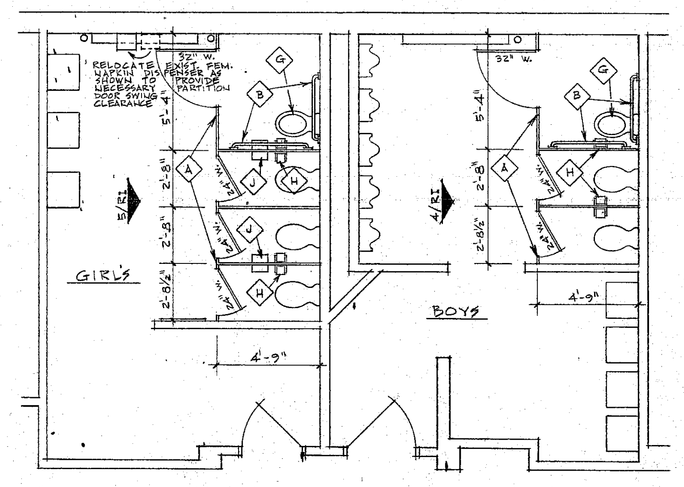

CHS RESTROOM IMPROVEMENT PLAN
(@ N. END OF GYM, E. OF N. GYM LOBBY) 1/4" = 1'-0"

CHS

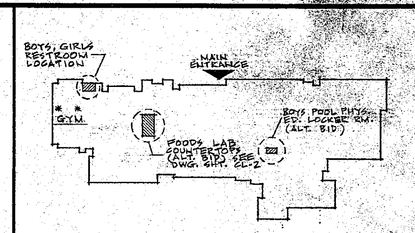

CHESTERTON HIGH SCHOOL (CHS)

* Indicates locations where new electric water coolers (6 total) are to be furnished & installed to replace existing drinking fountain. Removal of exist. drinking fountain, modifications of exist. cold water, waste & vent piping, repair of surrounding wall areas and furnishing & installation of new electric water coolers are included as a portion of Restroom Improvement work. Electric work associated with new coolers is also included in the scope of this project work. See Drwg. Sht. CL-2 for additional electric water cooler information.

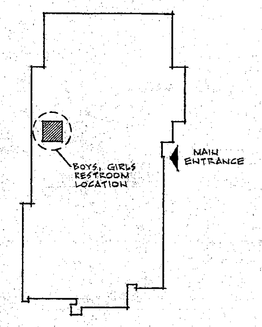

LIBERTY ELEMENTARY SCHOOL (LES)

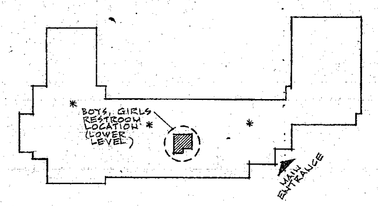

YOST ELEMENTARY SCHOOL (YES)

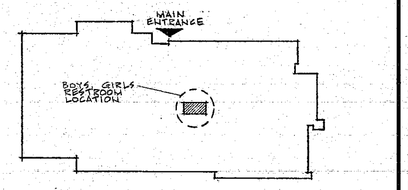

BRUMMITT ELEMENTARY SCHOOL (BrES)

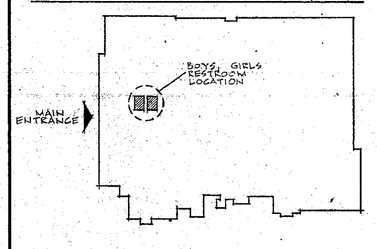

LIBERTY MIDDLE SCHOOL (LMS)

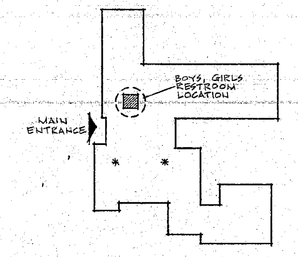

BAILLY ELEMENTARY SCHOOL (BaES)

RESTROOM IMPROVEMENT KEY PLANS
NO SCALE

NORTH

SEE DRAWING SHEET CL-2 FOR ADDITIONAL RESTROOM & PLUMBING IMPROVEMENT WORK (ELECTRIC WATER COOLERS & COUNTERTOP REPLACEMENT)

DIMENSIONS SHOWN ON PLANS ARE GIVEN TO ASSIST BIDDERS IN PREPARING THEIR RESTROOM IMPROVEMENT PROPOSALS. DIMENSIONS MAY VARY SOMEWHAT WHEN CHECKED IN THE FIELD AND SHOULD BE REGARDED AS ONLY APPROXIMATE. IT REMAINS THE CONTRACTOR'S RESPONSIBILITY TO VISIT THE PROJECT AND ASCERTAIN ACTUAL EXISTING CONDITIONS AND DIMENSIONS TO HIS OWN SATISFACTION PRIOR TO SUBMITTING HIS BID PROPOSAL!!!

SEE ACCOMPANYING DUNELAND SCHOOL CORP. SUMMER 1991 RENOVATION PROJECTS DETAIL BOOKLET, SECTION 'RI' FOR RESTROOM IMPROVEMENT DETAILS AND SECTIONS.

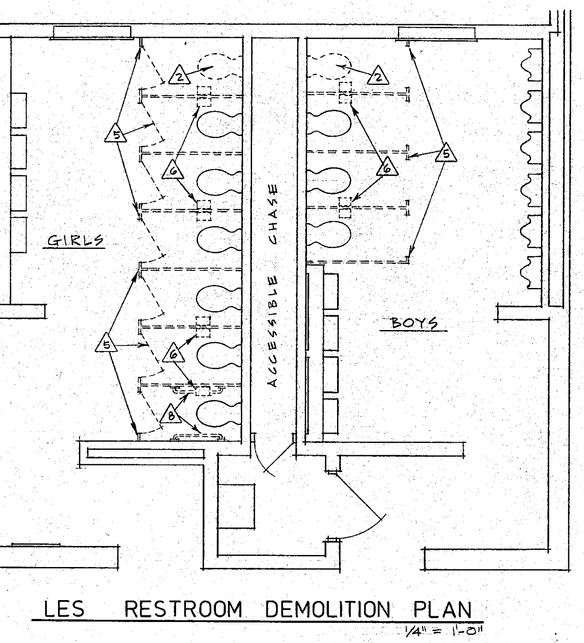

LES RESTROOM DEMOLITION PLAN
1/4" = 1'-0"

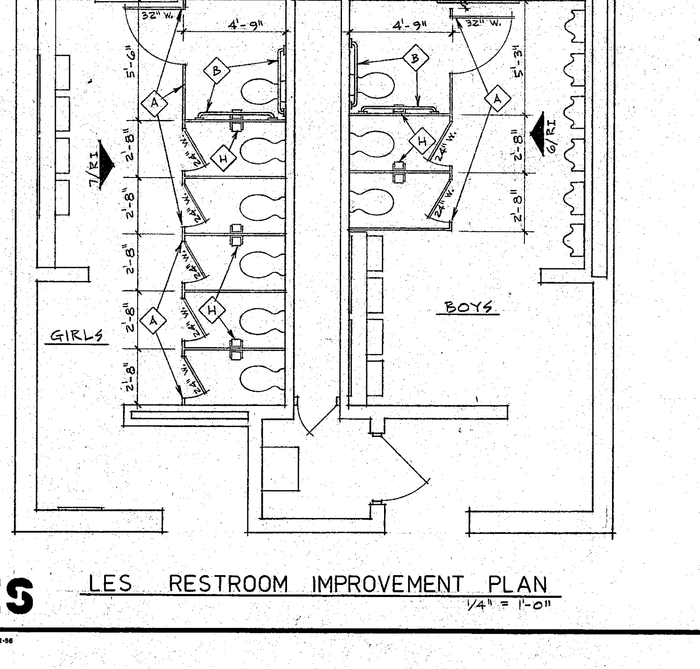

LES

LES RESTROOM IMPROVEMENT PLAN
1/4" = 1'-0"

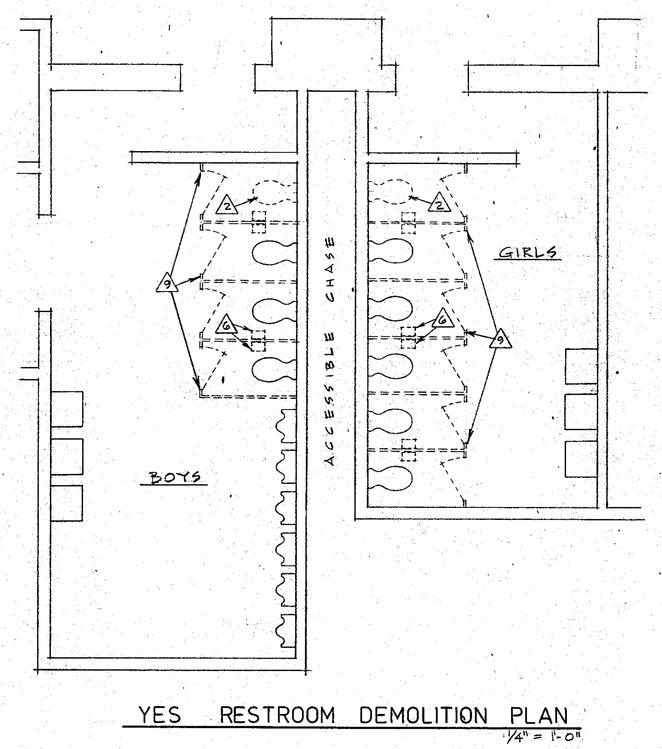

YES RESTROOM DEMOLITION PLAN
1/4" = 1'-0"

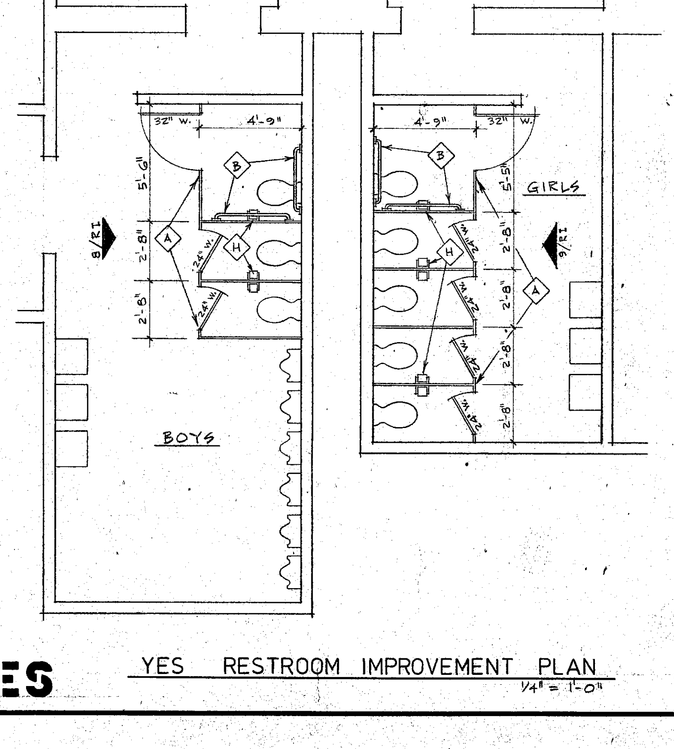

YES

YES RESTROOM IMPROVEMENT PLAN
1/4" = 1'-0"

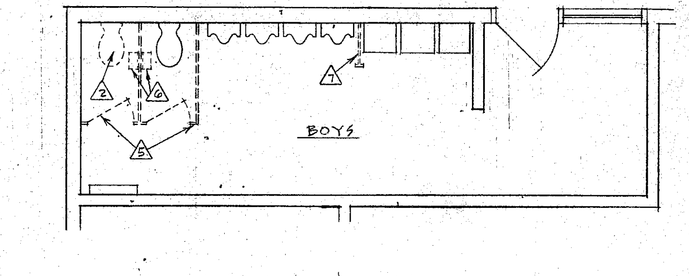

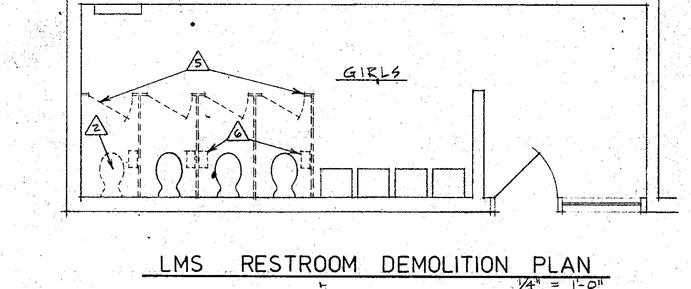

LMS RESTROOM DEMOLITION PLAN
1/4" = 1'-0"

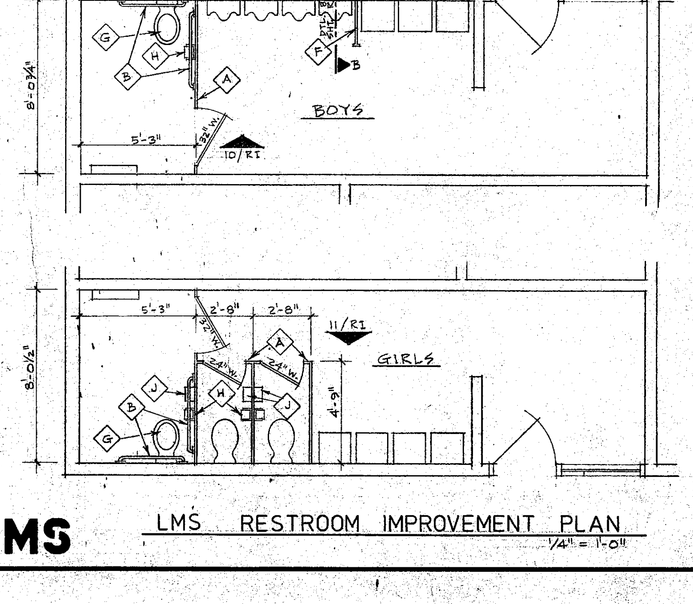

LMS

LMS RESTROOM IMPROVEMENT PLAN
1/4" = 1'-0"

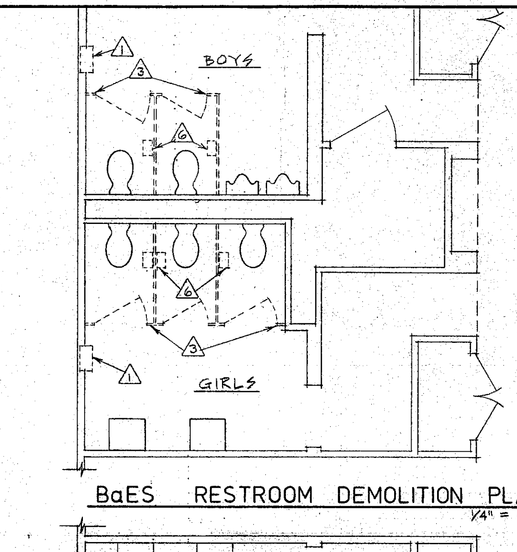

BaES RESTROOM DEMOLITION PLAN
1/4" = 1'-0"

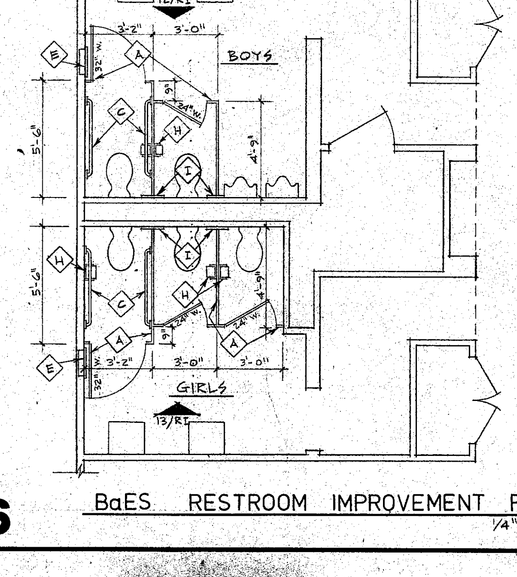

BaES

BaES RESTROOM IMPROVEMENT PLAN
1/4" = 1'-0"

REVISIONS	BY

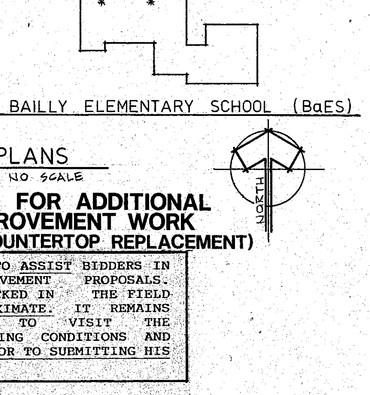

RESTROOM IMPROVEMENTS
SUMMER 1991 INTERIOR RENOVATION PROJECTS
DUNELAND SCHOOL CORPORATION
Chesterton, Indiana

DATE	2/15/91.
SCALE	1/4" = 1'-0"
DRAWN	TLA
JOB	9107
SHEET	RI-1
OF 15 SHEETS	

DAYTRON CORP. 700 SO. CLARMONT ST. SAN MATEO, CA. 94402
STOCKDRAFTING FORM NO. 101-56