DIMENSIONS SHOWN ON PLANS ARE GIVEN TO ASSIST BIDDERS IN PREPARING THEIR WINDOWWALL REPLACEMENT PROPOSALS. DIMENSIONS MAY VARY SOMEWHAT WHEN CHECKED IN THE FIELD AND SHOULD BE REGARDED AS ONLY APPROXIMATE. IT REMAINS THE CONTRACTOR'S RESPONSIBILITY TO VISIT THE PROJECT AND ASCERTAIN ACTUAL EXISTING CONDITIONS AND DIMENSIONS TO HIS OWN SATISFACTION PRIOR TO SUBMITTING HIS BID PROPOSAL!!!

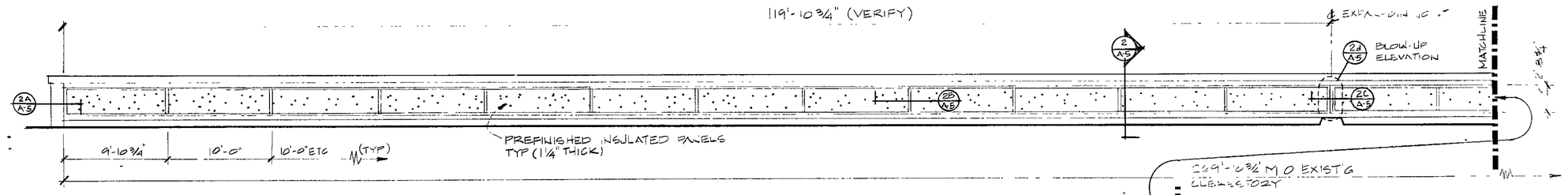

EL. 'E-1' CLERESTORY
1/8" = 1'-0"

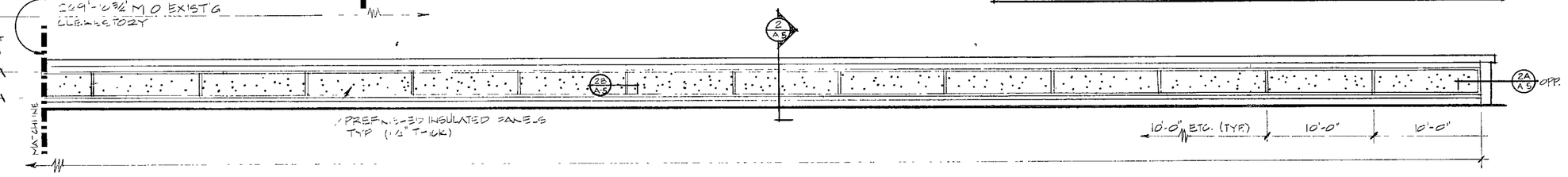

EL 'E-2' CLERESTORY
1/8" = 1'-0"

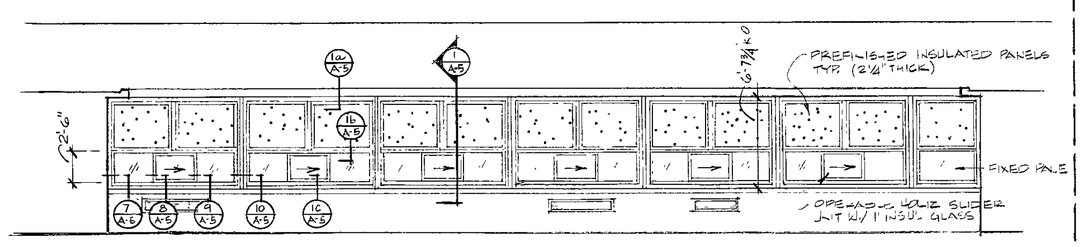

EL 'F'
1/8" = 1'-0"

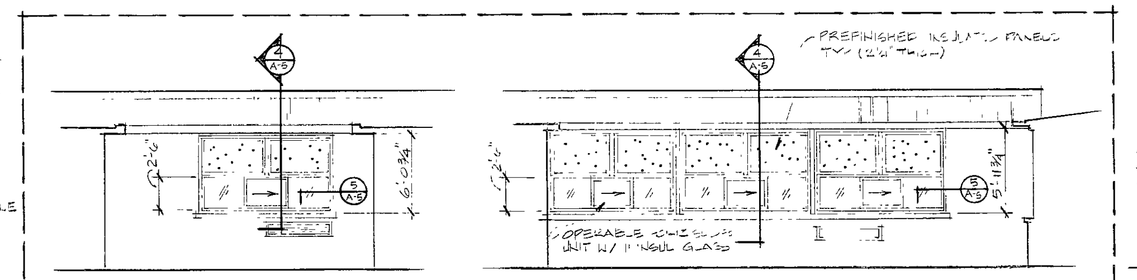

EL. 'G'
1/8" = 1'-0"

EL. 'H'
1/8" = 1'-0"

ALTERNATE BID #WW 4

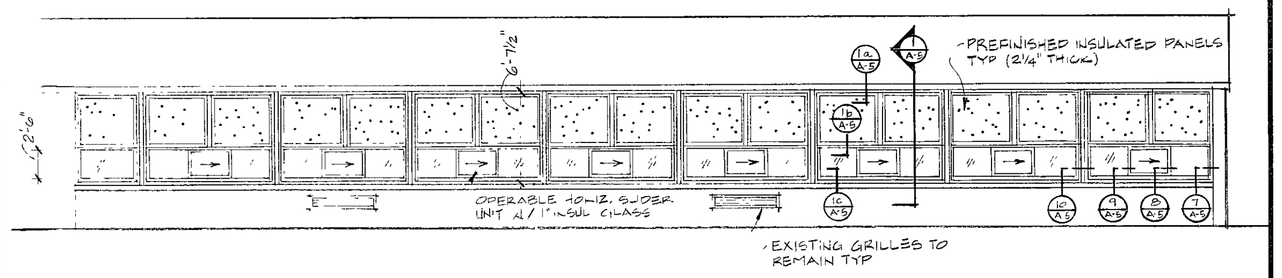

EL. 'J-1'
1/8" = 1'-0"

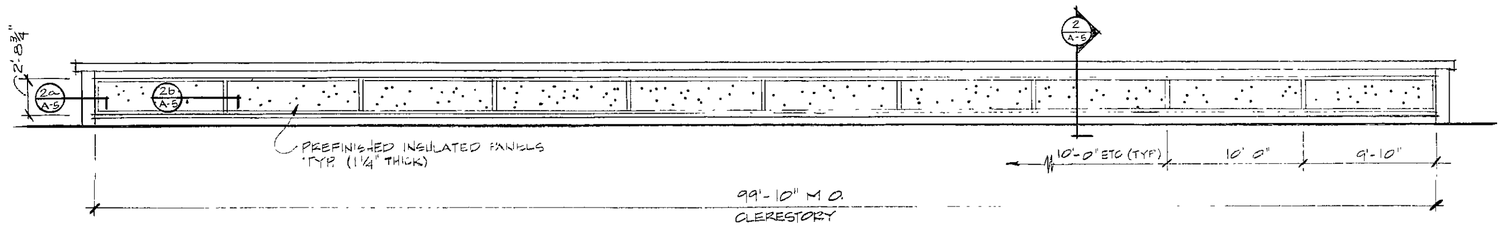

EL 'D' CLERESTORY
1/8" = 1'-0"

NOTE:

WINDOWALL INSUL PANELS ARE TO BE 2 1/4" OVAL THICKNESS, R = 4.49 (SEE SPEC. SECT. 8520)

CLERESTORY INSUL PANELS ARE TO BE 1 1/4" TOTAL THICKNESS, R = 7.81 (SEE SPEC. SECT. 8520)

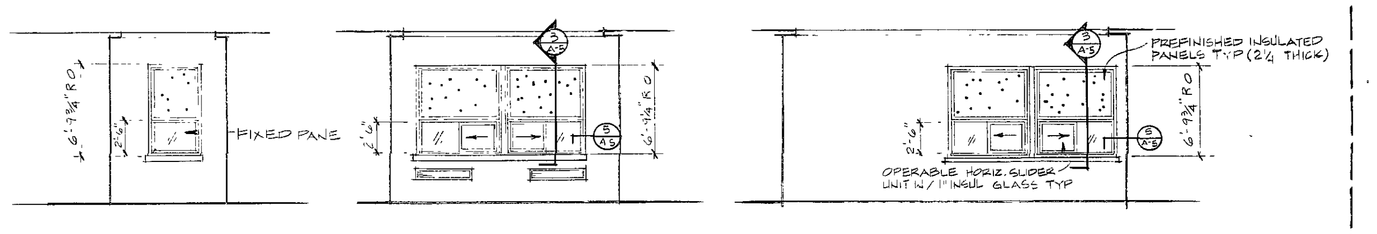

EL. 'J-2'
1/8" = 1'-0"

EL. 'K'
1/8" = 1'-0"

EL. 'L'
1/8" = 1'-0"

ALTERNATE BID #WW 5

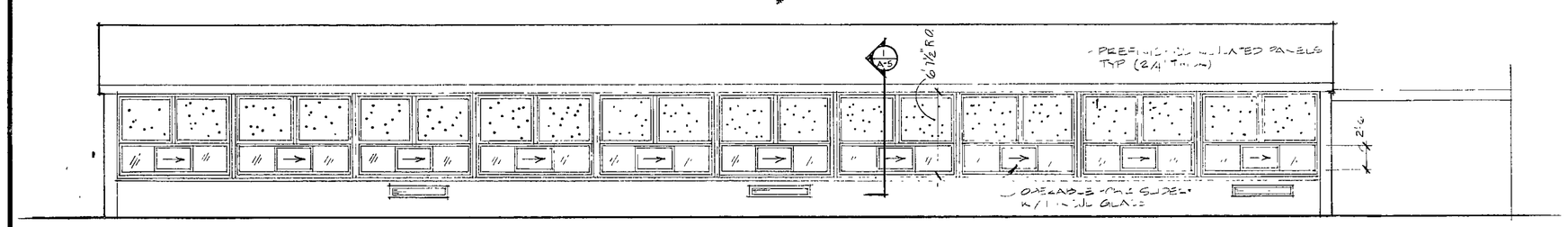

EL. 'C'
1/8" = 1'-0"

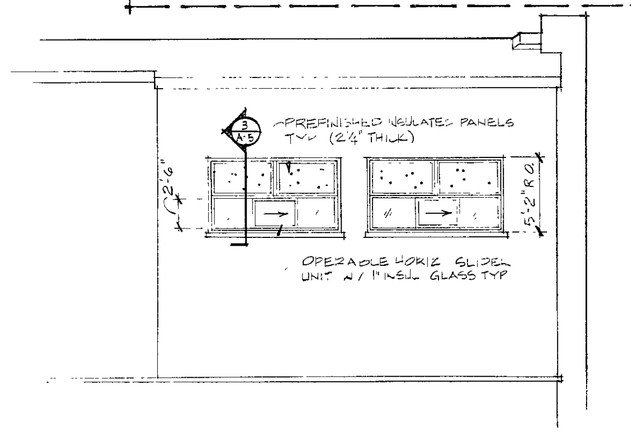

EL M' (N ± CORNER OF GYM)
1/8" = 1'-0"

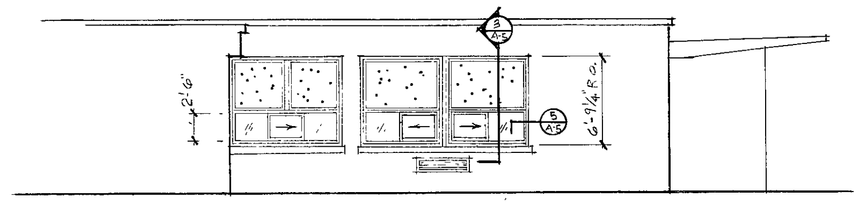

EL. 'N'
1/8" = 1'-0"

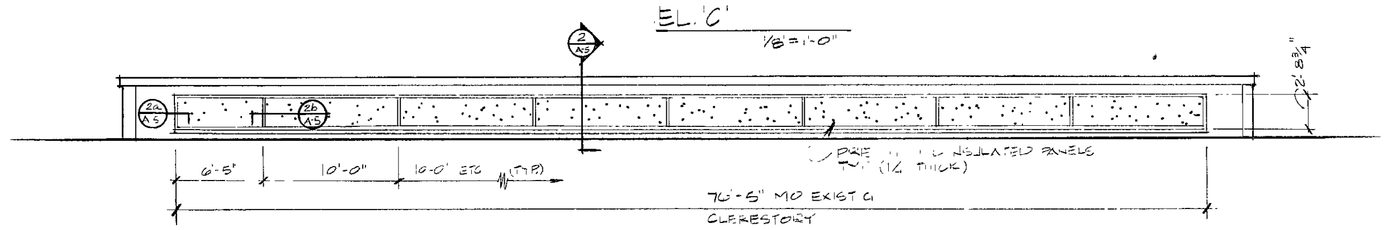

EL 'B' CLERESTORY
1/8" = 1'-0"

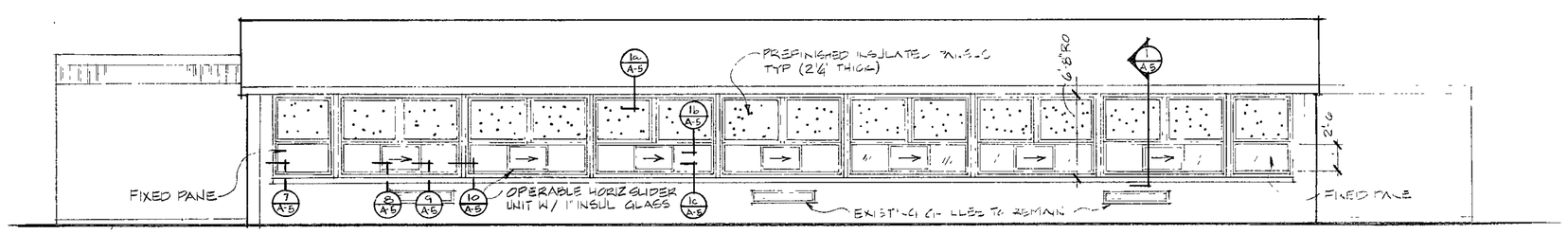

EL 'A'
1/8" = 1'-0"

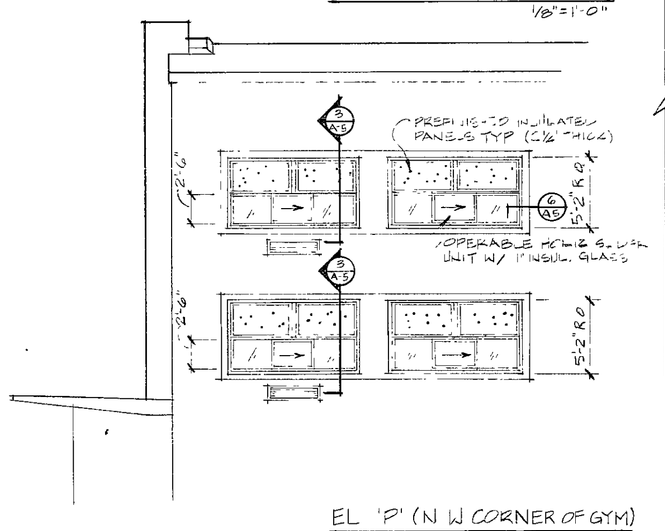

EL 'P' (N W CORNER OF GYM)
1/8" = 1'-0"

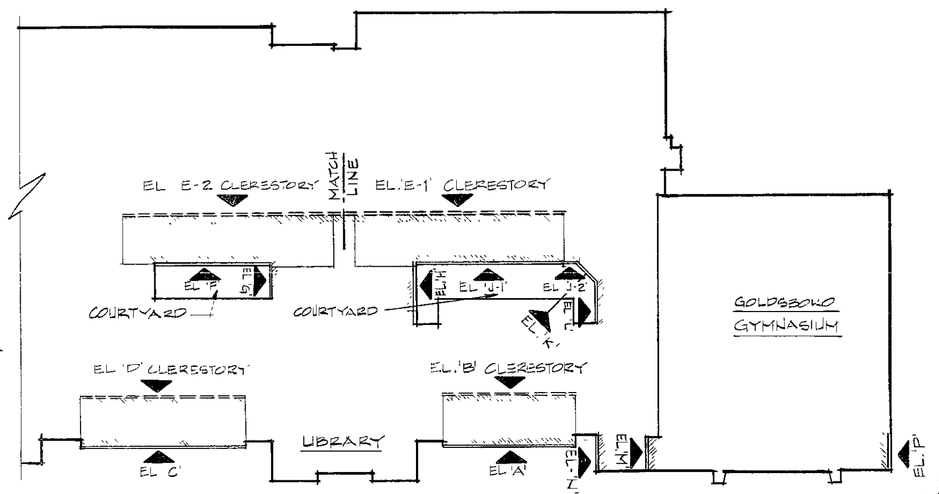

KEY PLAN
(WEST END OF CHESTERTON HIGH SCHOOL)
NOT TO SCALE

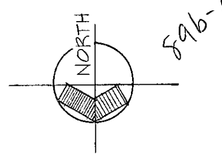

896-A-03

ELEVATIONS
1/8" = 1'-0"

REVISIONS	BY

WINDOWWALL REPLACEMENT
CHESTERTON, INDIANA
chesterton, indiana

WINDOWALL ELEVATIONS
CHESTERTON HIGH SCHOOL
DUNELAND SCHOOL CORPORATION
gerometta & kinel architects, inc.

DATE	JAN. 11, 1989
SCALE	1/8" = 1'-0"
DRAWN	R.B.
JOB	8901D
SHEET	A-4
OF	7 SHEETS