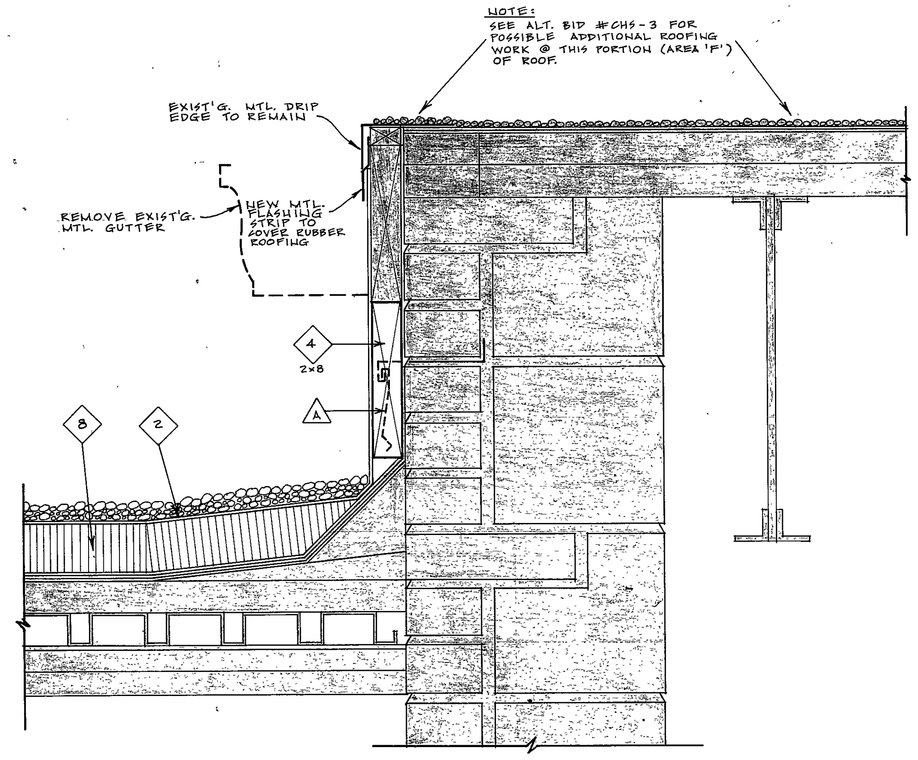

1 R-3 GUTTER DETAIL

3" = 1'-0"

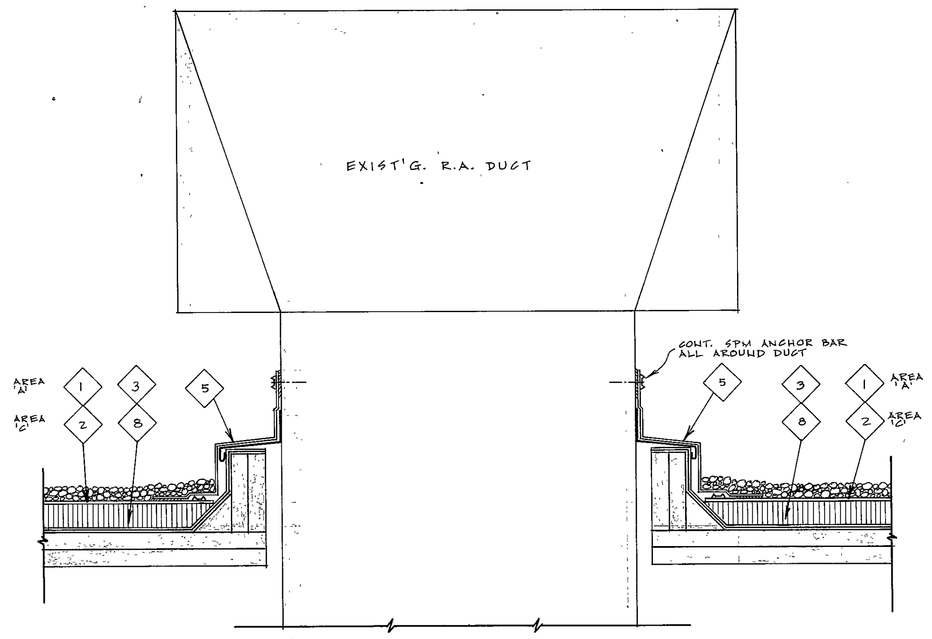

2 R-3 R.A. DUCT DETAIL

1½" = 1'-0"

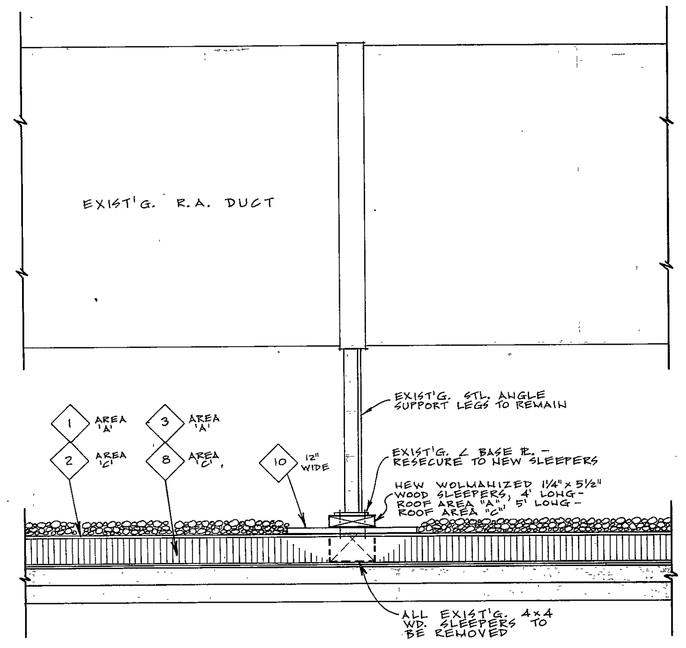

3 R-3 R.A. DUCT DETAIL

1½" = 1'-0"

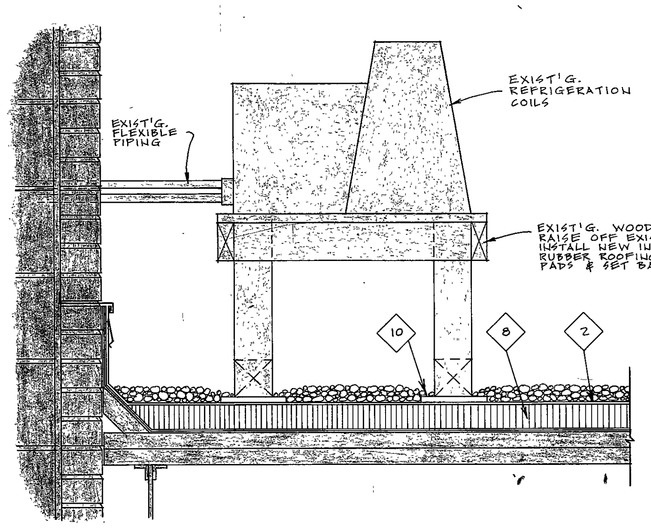

4 R-3 REFRIG. COIL DETAIL

1½" = 1'-0"

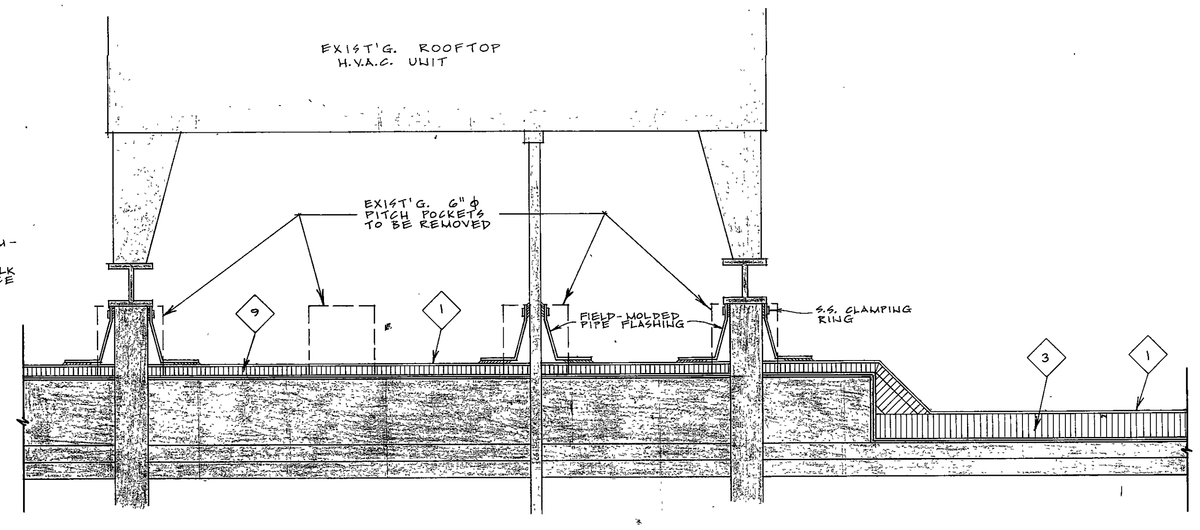

5 R-3 H.V.A.C. UNIT DETAIL

1½" = 1'-0"

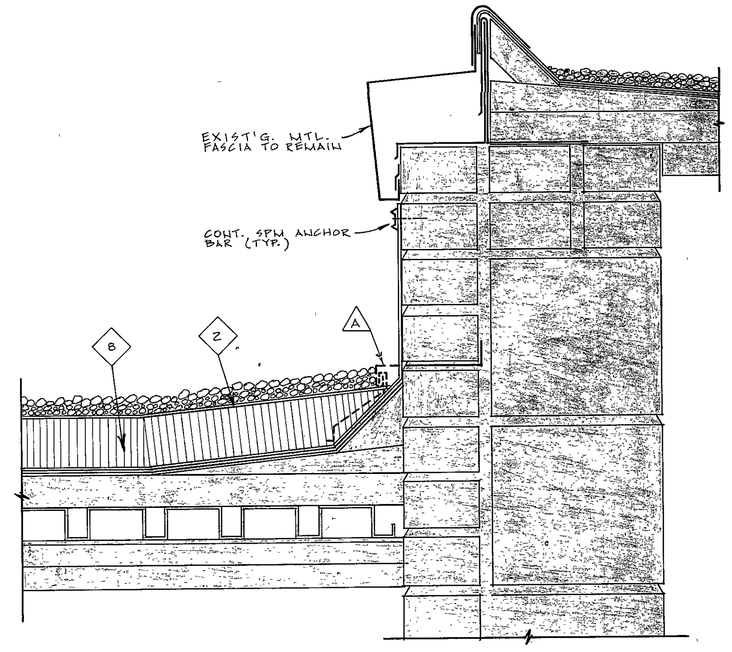

6 R-3 FASCIA DETAIL

3" = 1'-0"

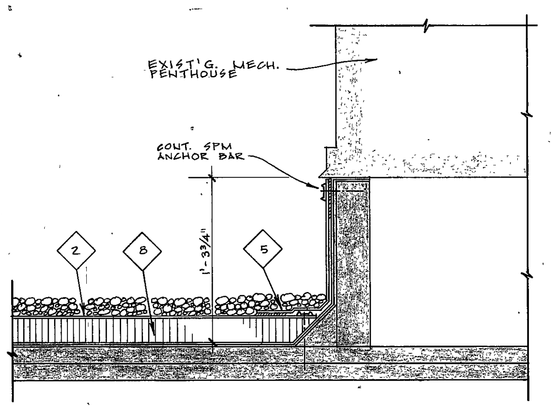

8 R-3 MECH. PENTHOUSE DTL.

1½" = 1'-0"

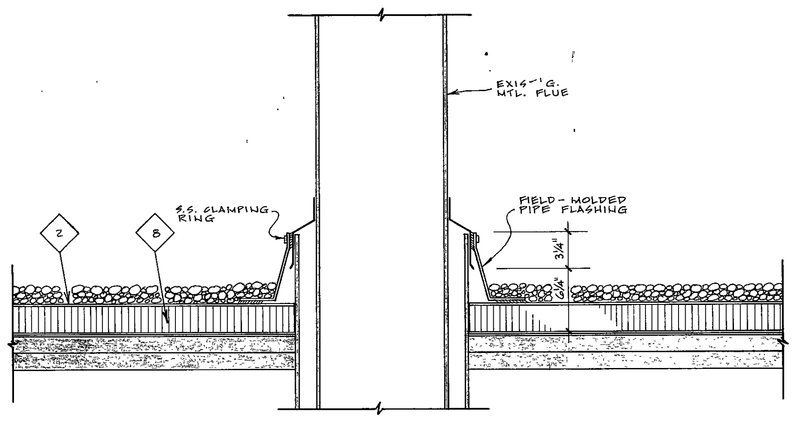

9 R-3 FLUE DETAIL

1½" = 1'-0"

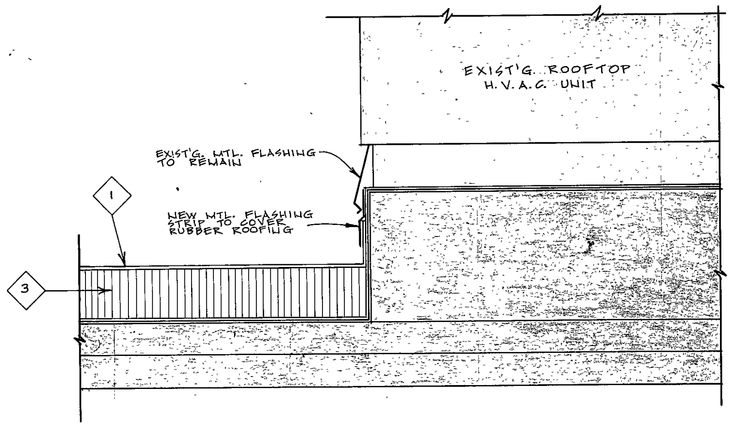

7 R-3 H.V.A.C. UNIT DETAIL

3" = 1'-0"

88-2-03

CHESTERTON HIGH SCHOOL ROOF NOTES

GENERAL:

DE-COLLITION NOTES (Also See Spec.Section 1010 - Summary of Work)

A. Remove existing metal flashing/or drip edge.

A. Remove exst'g. skylight frame & curb. (See Detail 10/R-2)

A. Raise exst'g. vent & fan curbs if req'd. as shown to maintain min. 8" ht. above new roof.

A. Generally: Power sweep off exst'g.ballast where shown (area B,D,E)& cut out major blister areas.

A. Remove & reinstall existing expansion joint covers. (UNLESS SHOWN TO BE REPLACED W/ NEW EXPANS. JOINT COVER)

SPECIFIC NOTES

1. New single-ply .060" membrane roofing (adhered)
2. New single-ply .045" membrane roofing (ballasted)
3. New 2.3" faced Isocynurate insulation over entire area. Fasten thru new insulation board and existing built-up roof into exist'g. 15" metal deck with Manville premium corrosion resistant ultra-fast self-tapping screws w/galvanized metal plates. Fasteners to be applied with a MINIMUM of 1 fastener per each 2 s.f. of roof area to fully comply with I-90 PM wind uplift requirements.(ADHERED MEMBRANE SYSTEM)
4. New treated blocking, nominal 1" & 2" thickness as detailed. Spike or screw to existing construction for I-90 uplift rating.
5. New flashing strip bonded per Mfgr's. recommendations.
6. New 24 ga. s.s. drip edge or gravel stop as detailed with concealed clips.
7. New metal dam extension to raise pitch pockets. Maintain min. 2" above new roof.
8. New 2.2" faced Isocynurate insulation over ballasted roof area.Adhere or fasten insulation in place to hold position until membrane and 10 lb/sq.ft. stone ballast is placed. (BALLASTED MEMBRANE SYSTEM)
9. New 3/4" Fescoboard insulation.
10. New 1/2" Walk Pad over new roofing.

GENERAL NOTES

1. Also see Roofing Spec.Section 7550 for typical details, on pipe flashing, patch pockets, parapets, roof vents, etc. (These details may vary somewhat per Mfgr.).
2. All details shown on both sheets (except sheet metal coping & gravel stop) will vary somewhat per Mfgr's. standard details.
3. "Existing Construction" conditions shown on Drawings are given to assist Bidders in preparing their Proposal. These details approximate existing configurations & dimensions and will vary somewhat in the field. It remains the Contractor's responsibility to visit the Project & ascertain existing conditions to his own satisfaction.
4. Note that both .060" Adhered EPDM Rubber Membrane and .045" Ballasted EPDM Rubber Membrane are used on this project. See locations as as shown on Drawing Sheet R-1.(AREA D,E for Adhered and AREA A,B,C for Ballasted)

REVISIONS	BY

ROOF DETAILS

CHESTERTON HIGH SCHOOL PARTIAL REROOFING

DUNELAND SCHOOL CORPORATION — CHESTERTON, INDIANA

gerometta & kinel architects, inc. — chesterton, indiana

DATE	3/28/88.
SCALE	AS NOTED
DRAWN	TLA
JOB	8801 A
SHEET	R-3 OF 3 SHEETS

CHS

STOCKDRAFTING FORM NO 101-56