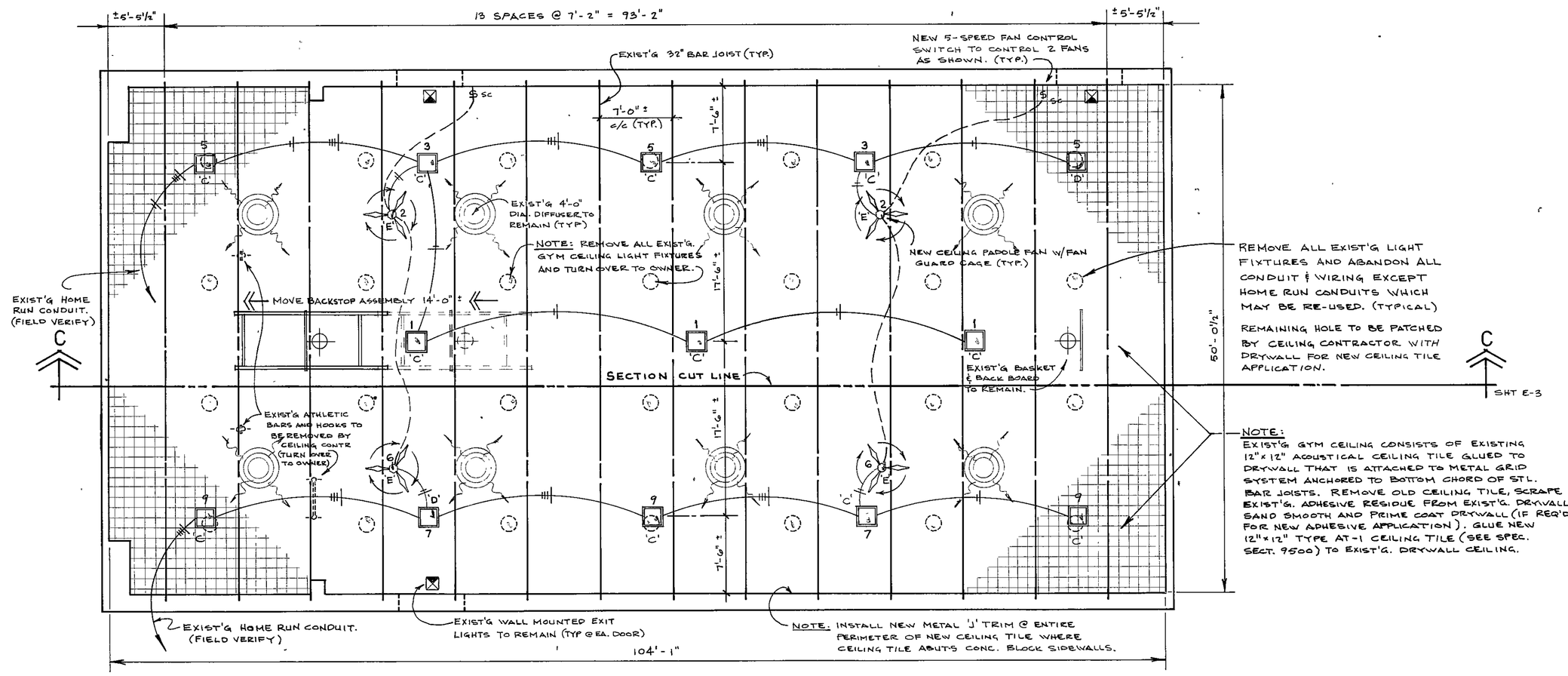

REMOVE ALL EXIST'G LIGHT FIXTURES AND ABANDON ALL CONDUIT & WIRING EXCEPT HOME RUN CONDUITS WHICH MAY BE RE-USED. (TYPICAL)

REMAINING HOLE TO BE PATCHED BY CEILING CONTRACTOR WITH DRYWALL FOR NEW CEILING TILE APPLICATION.

NOTE:
EXIST'G GYM CEILING CONSISTS OF EXISTING 12"×12" ACOUSTICAL CEILING TILE GLUED TO DRYWALL THAT IS ATTACHED TO METAL GRID SYSTEM ANCHORED TO BOTTOM CHORD OF STL. BAR JOISTS. REMOVE OLD CEILING TILE, SCRAPE EXIST'G. ADHESIVE REGIOUE FROM EXIST'G. DRYWALL, SAND SMOOTH AND PRIME COAT DRYWALL (IF REQ'D. FOR NEW ADHESIVE APPLICATION). GLUE NEW 12"×12" TYPE AT-1 CEILING TILE (SEE SPEC. SECT. 9500) TO EXIST'G. DRYWALL CEILING.

C.H.S. GIRLS GYM (REFLECTED CEILING PLAN)

1/8" = 1'-0"

NOTE:
GYM LIGHTING IS CONTROLLED AT EXIST'G. LIGHTING PANEL CIRCUIT BREAKERS LOCATED IN STORAGE ROOM ACROSS THE CORRIDOR (TO THE NORTH) FROM THE GYM. VERIFY W/ OWNER. EXACT ROOM LOCATION @ PROJECT START-UP.

NORTH

FIXTURE SCHEDULE

MARK	DESCRIPTION	LAMPS/FIXTURE NO.	LAMPS/FIXTURE TYPE	MOUNTING	NOTE
'A' 208	LITHONIA - 2GT 440 A12 - 120V	4	F-40	LAY-IN	
'B' 20	LITHONIA - 2PG 240 A12 - 120V	2	F-40	LAY-IN	
'C' 11	LITHONIA - ~~G2V 400~~ MFSC 73T	1	400 MH	FLUSH	
'D' 2	" G2V 400 " " - GRS	2	400MH + 250 DC QUARTZ	FLUSH	
	(CONTAINS QUARTZ RESTRIKE)				
'E' 4	ENVIROFAN - ORANGE LINE - 60F-9 W/ HEAVY-			PENDANT	
	DUTY WIRE FAN GUARD CAGE @ EA. NEW				
	FAN IN GYM. (SUPPLY COMPLETE W/ MFGR'S				
	5-SPEED SPEED CONTROL SWITCHES; RHEO-				
	STAT CONTROL SWITCHES NOT ACCEPTABLE)				

ELECT. PANEL - GIRLS GYM

(LOCATED IN STORAGE RM. ACROSS THE CORRIDOR)

(3)	CENTER ROW	1	2	NORTH FANS	(2)
(4)	NORTH ROW	3	4	SOUTH FANS	(2)
(3)	NORTH ROW	5	6		
(3)	SOUTH ROW	7	8		
(3)	SOUTH ROW	9	10		
		11	12		

NOTE: THERE ARE AT LEAST 12 AVAILABLE CIRCUITS FROM THE EXISTING LIGHTING LAYOUT FOR THE GYM.

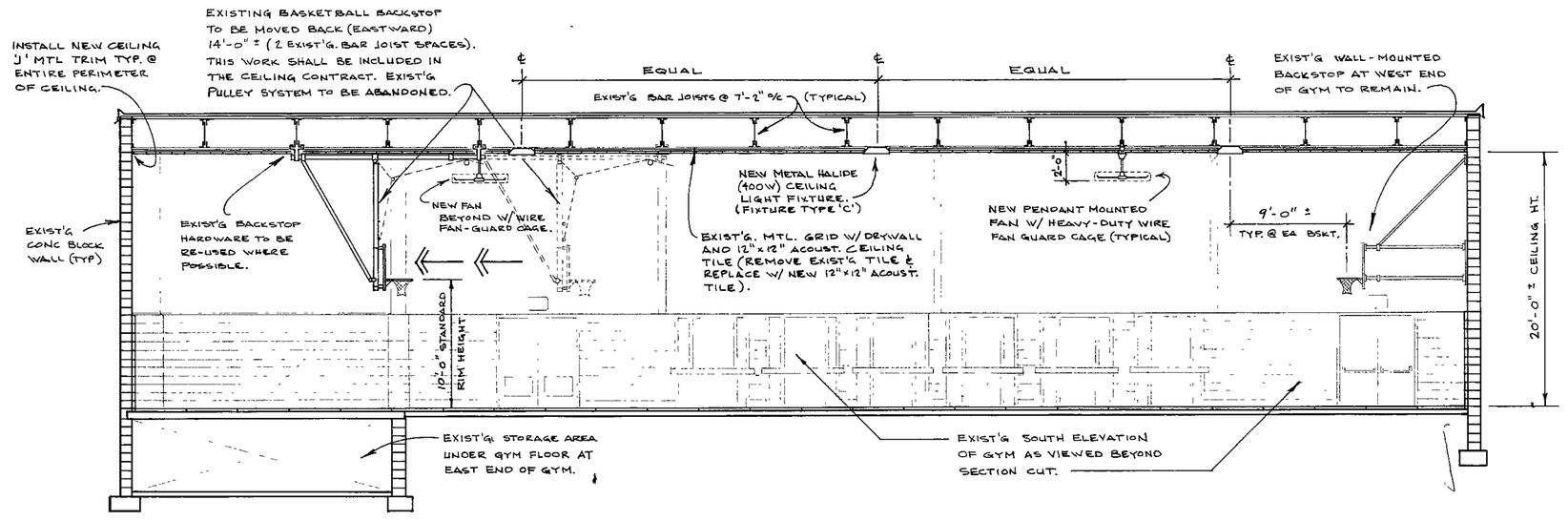

SECTION C-C @ GIRLS GYM

1/8" = 1'-0"

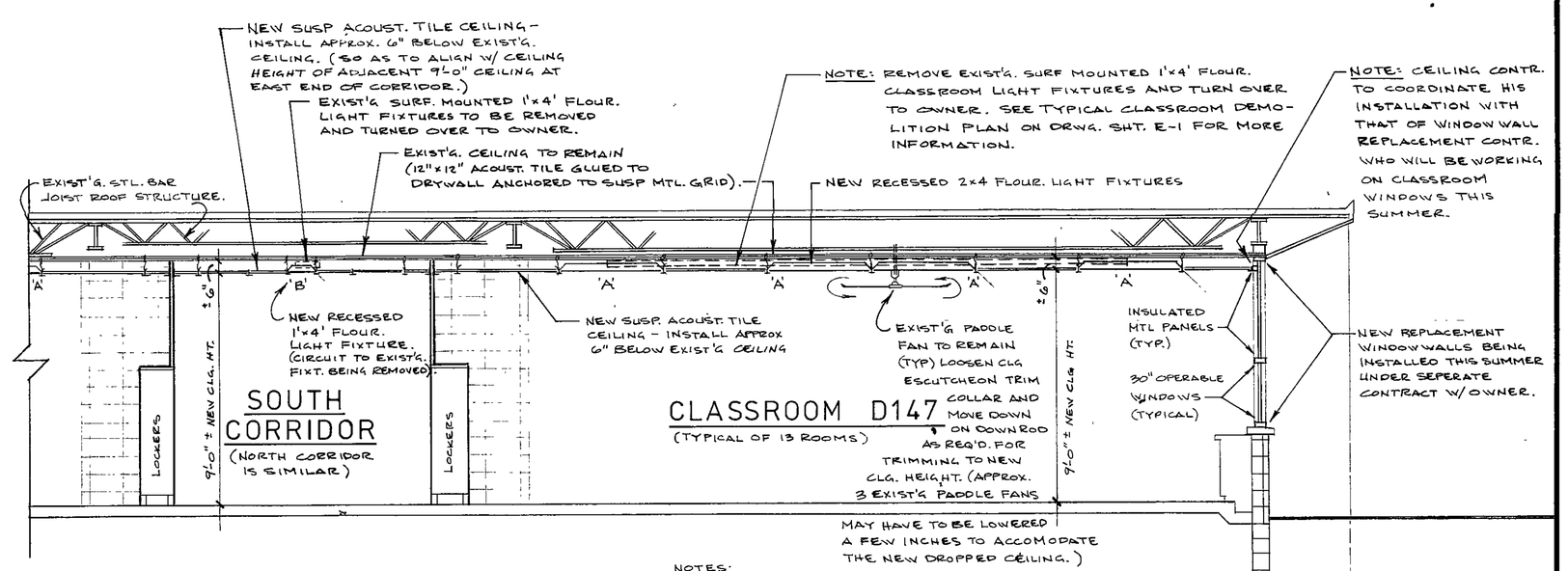

SECTION B-B

1/4" = 1'-0"

NOTES:
1. UTILIZE EXIST'G. 2 LIGHTING CIRCUITS TO EACH CLASSROOM. RE-CIRCUIT SO THAT ONE CIRCUIT FEEDS 2 OUTER TUBES OF EA. NEW 4-TUBE FLOUR. FIXTURE AND SO THE SECOND CIRCUIT FEEDS THE INNER 2 TUBES (TYPICAL).
2. REPLACE EXIST'G LIGHTING SWITCHES WITH NEW 20 AMP SINGLE-POLE SWITCHES (TYPICAL).
3. SEE TYPICAL CLASSROOM DEMOLITION PLAN & NOTES ON DRWG SHT. E-1 FOR COMPLETE DEMOLITION SCOPE.

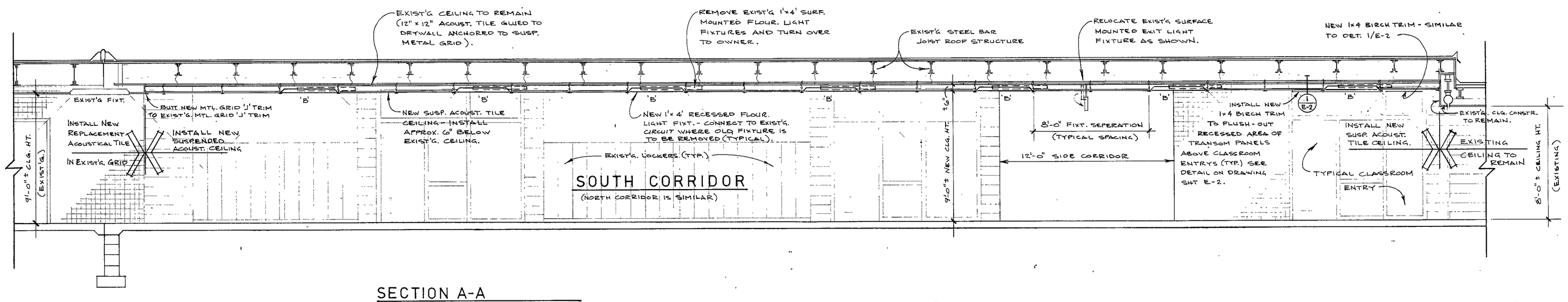

SECTION A-A

1/4" = 1'-0"

REVISIONS	BY

PAUL J. KINEL REGISTERED No. 3147 STATE OF INDIANA ARCHITECT

ROBERT N. GEROMETTA REGISTERED No. 2626 STATE OF INDIANA ARCHITECT

C.H.S.- LIGHTING & CEILINGS

SUMMER 1988 INTERIOR RENOVATION PROJECTS

DUNELAND SCHOOL CORPORATION chesterton, indiana

gerometta & kinel architects, inc. chesterton, indiana

DATE	3-14-88
SCALE	AS NOTED
DRAWN	SPV
JOB	8801-c
SHEET	E-3 OF 10 SHEETS

88-E-03