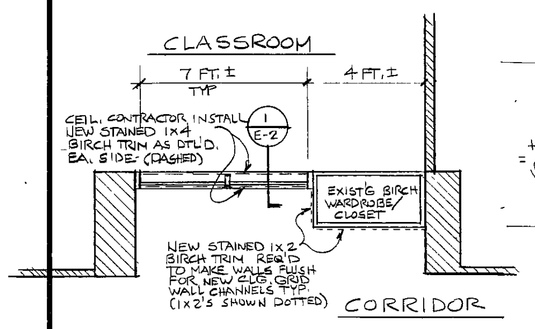

TYP. CLASSROOM ENTRY PLAN
1/4"=1'-0"

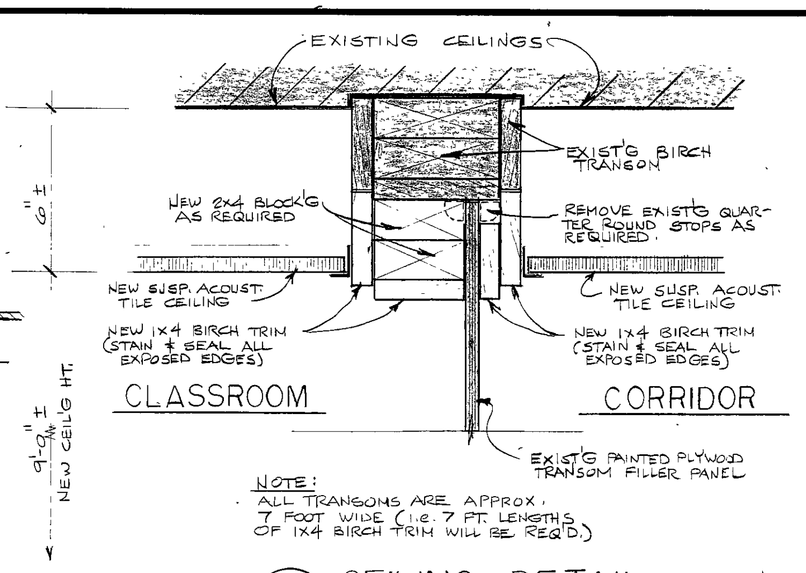

NOTE:
ALL TRANSOMS ARE APPROX. 7 FOOT WIDE (i.e. 7 FT. LENGTHS OF 1x4 BIRCH TRIM WILL BE req'd.)

1 / E-2 CEILING DETAIL (BY CEIL'G CONTRACTOR)
(TYPICAL @ ALL CLASSROOM ENTRYS)
3"=1'-0"

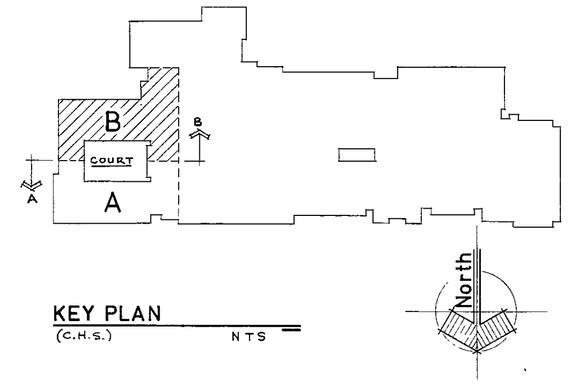

KEY PLAN
(C.H.S.) NTS

NOTE:
EXIST'G CEILING PADDLE FAN W/ SPEED CONTROL SWITCH TO REMAIN IN ALL CLASSROOMS (TYPICAL). SEE DEMO PLAN ON SHT. E-1 FOR MORE INFO.

NOTE:
ALL CLASSROOM REPLACEMENT LIGHT FIXTURES ARE TYPE 'A', SEE FIXTURE SCHEDULE ON DRWG SHT. E-3.

NOTE:
SEE TYPICAL CLASSROOM DEMOLITION PLAN ON DRAWING SHEET E-1 FOR DEMO INFORMATION.

CLASSROOM D145 — CLASSROOM D147 — CLASSROOM E151 — D149-1 — D149 — GIRLS — CLASSROOM D143-1 — CLASSROOM D143-2 — D143-3 — D141-4 — D141-5 — D141-3 — D142 — CLASSROOM D144 — CLASSROOM D146 — CLASSROOM D148 — BOYS — GIRLS GYM C128 — LIBRARY D141 — OPEN COURT — SOUTH CORRIDOR

THESE EXIST'G. CEILINGS & LIGHTS TO REMAIN (TYP)

EXIST'G EXIT LIGHT TO REMAIN. REPOSITION IN NEW CEILING TILE. (TYPICAL)

EXIST'G. SUSP. GRID TO REMAIN. REMOVE EXIST'G. TILE, CLEAN GRID AND REPLACE W/ NEW CEILING TILE.

EXIST'G RECESSED FLOUR LIGHT FIXTURES TO REMAIN (TYPICAL).

EXIST'G CEILING P.A SPEAKER TO REMAIN. (TYP) REPOSITION IN NEW CEILING TILE.

THESE EXIST'G CEILINGS & LIGHTS TO REMAIN (TYPICAL).

BUTT NEW MTL GRID 'J' CHANNEL TO EXIST'G. MTL. GRID CHANNEL AS SHOWN.

NEW SUSP. ACOUST. TILE CEILING (TYPICAL)

NEW CEILING JUNCTION BOX

NEW SUSPENDED ACOUSTICAL TILE CEILING (TYPICAL)

LOWER EXIST'G EXIT SIGNS & SPEAKER DOWN TO LEVEL OF NEW CEILING.

NEW EXIST'G.

CORRIDOR ONLY.
NEW SUSPENDED ACOUSTICAL 'CORRIDOR' CEILING TO BE ONE HOUR RATED (TYPICAL)

REMOVE EXIST'G CORRIDOR LIGHT FIXTURES AND SIMPLY RE-CONNECT NEW LIGHTS TO EXIST'G WIRES (TYP.) TURN OVER ALL REMOVED LIGHT FIXTURES TO OWNER.

REPLACE EXIST'G. LIGHT SWITCHS W/ NEW 20 AMP SWITCHES (TYPICAL @ ALL CLASSROOMS).

INSTALL NEW 1x4 STAINED BIRCH TRIM EA. SIDE OF ENTRY TRANSOM TO PROVIDE FLUSH CONDITION FOR NEW CEILING GRID WALL TRIM.

SHT E-3

(REFER TO SHEET E-3 FOR REFLECTED CEILING PLAN AND CROSS-SECTION.)

NOTE:
UTILIZE EXIST'G TWO CIRCUITS TO EACH ROOM (ONE CIRCUIT TO CENTER TUBES & THE OTHER TO OUTER TUBES). ALSO, REPLACE EXIST'G SWITCHES W/ NEW 20 AMP SWITCHES (2 EA ROOM) AND BLANK UN-USED SWITCH OPENINGS ON EXIST'G PLATES IF NECESSARY

NOTE:
CLASSROOMS – NEW SUSP. ACOUSTICAL TILE CEILINGS TO BE TILE TYPE AT-2. NEITHER CEILING TILE NOR NEW SUSPENSION GRID REQUIRE FIRE RATING. (SEE SPEC. SECT. 9500, p. 9500-1, PART 2).

CORRIDORS – NEW SUSP. ACOUST. TILE CEILINGS TO BE TYPE AT-2. ALL CORRIDOR CEILING TILE AND SUSPENSION GRID SYSTEMS TO BE ONE-HOUR FIRE RATED (TYPICAL).

NOTE:
EXIST'G. CEILINGS IN CLASSROOMS AND CORRIDORS SHOWN TO RECEIVE NEW SUSP. ACOUST. TILE CEILINGS CONSIST OF 12"x12" ACOUST. CEILING TILE GLUED TO DRYWALL THAT IS ANCHORED TO A SUSPENDED METAL GRID. THESE OLD EXIST'G CEILINGS MAY BE LEFT IN PLACE. NEW CEILINGS ARE TO BE SUSPENDED APPROXIMATELY 6" BELOW THESE OLD CEILINGS BOTH IN CLASSROOMS AND CORRIDORS.

MATCH LINE — MATCH LINE (SEE DRWG. SHEET E-1 FOR CONTINUATION)

C.H.S. EAST END (REFLECTED CEILING PLAN)
(REFER TO SHEET E-1 FOR TYPICAL CEILING DEMOLITION PLAN)
1/8" = 1'-0"

88-E-02

REVISIONS	BY

DAVID J. KINEL REGISTERED No. 3147 STATE OF INDIANA ARCHITECT

ROBERT N. GEROMETTA REGISTERED No. 2626 STATE OF INDIANA ARCHITECT

C.H.S. - LIGHTING & CEILINGS
SUMMER 1988 INTERIOR RENOVATION PROJECTS
DUNELAND SCHOOL CORPORATION chesterton, indiana
geromettа & kinel architects, inc. chesterton, indiana

DATE	3-14-88
SCALE	1/8"=1'-0"
DRAWN	SPV
JOB	8801-c
SHEET	E-2
OF 10 SHEETS	

C.H.S.-6