CONTRACT #2

New Ceilings & Lighting at Yost Elementary School

- THE FOLLOWING ROOMS ON DRWG. SHTS. E-1 & E-2 ARE TO RECEIVE NEW SUSP-ENDED ACOUSTICAL TILE CEILINGS AND NEW LIGHTING FIXTURES:

CLASSROOM * 100, 101, 102, 103, 106, 107, 108

NURSE *
TOILET
RECEPTION *
WAITING
GUIDANCE *
UPPER LEVEL "MAIN" CORRIDOR
EAST CORRIDOR (PARTIAL - SEE PLAN)
WEST CORRIDOR
NORTH WEST CORRIDOR
SOUTH EAST CORRIDOR
SOUTH WEST CORRIDOR

- THE FOLLOWING ROOMS ON DRWG. SHTS. E-1 & E-2 ARE TO RECEIVE NEW LIGHTING FIXTURES ONLY:

CLASSROOM * 105
SECRETARY *
EAST ENTCT.
NORTH EAST CORRIDOR
MULTI-PURPOSE ROOM

*- INDICATES ROOMS SCHEDULED TO RECEIVE NEW CEILING FAN'S. ALSO, PRINCIPAL'S OFFICE TO RECEIVE FADDLE FAN ONLY. NO NEW CLG. OR LIGHTS.

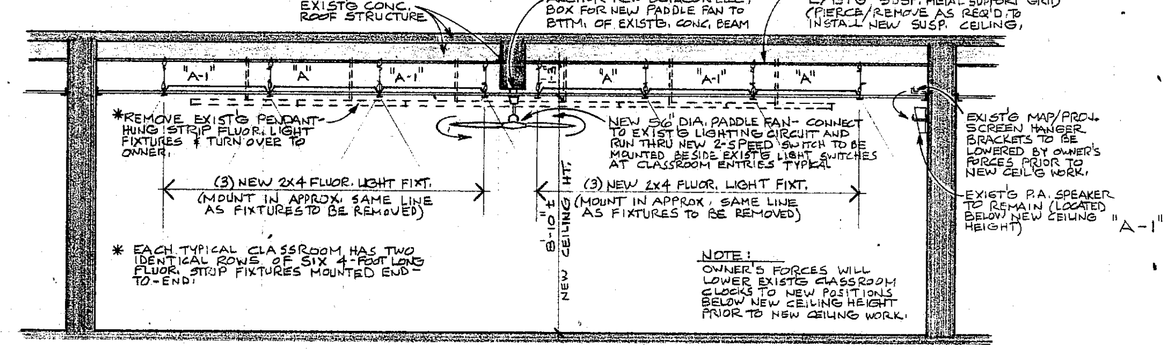

"A-A" SECTION @ TYPICAL CLASSROOM

1/4" = 1'-0"

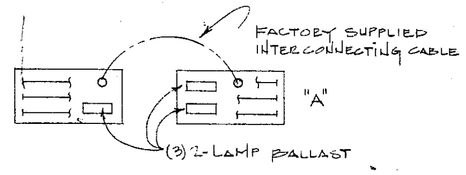

(2) 3-LAMP 2x4 LAY-IN FIXTURES
CAT. NO. (FOR "PAIR") - LITHONIA # LGT-2GT-340 A12

CLASSROOM LIGHT FIXTURE DETAIL

N.T.S.

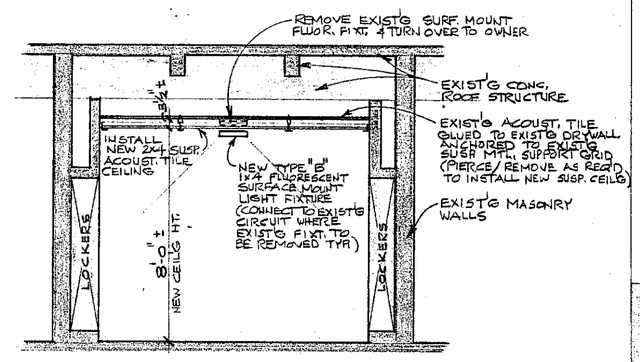

"C-C" SECTION @ UPPER LEVEL "MAIN" CORRIDOR

1/4" = 1'-0"

"B-B" SECTION THRU NORTH-SOUTH CORRIDOR

1/4" = 1'-0"

TYPICAL CLASSROOM LIGHTING NOTES:

1. REMOVE EXIST'G (2) 24' ROWS OF 2 LAMP SURFACE FIXTURES. STORE IN AN 'ON-SITE' LOCATION AS DIRECTED BY OWNER.
2. UTILIZE EXIST'G CIRCUITS & SWITCHING FOR NEW LIGHTING. CENTER INNER TUBES ON FIRST SWITCH & OUTER TUBES ON SECOND SWITCH.
3. CEILING FANS TO BE MOUNTED ON EXISTING CONCRETE BEAM. CONNECT TO LIGHTING CIRCUIT. ADD THIRD SWITCH ($) - EXPOSED WIRING & OUTLETS TO BE 'WIREMOLD'.

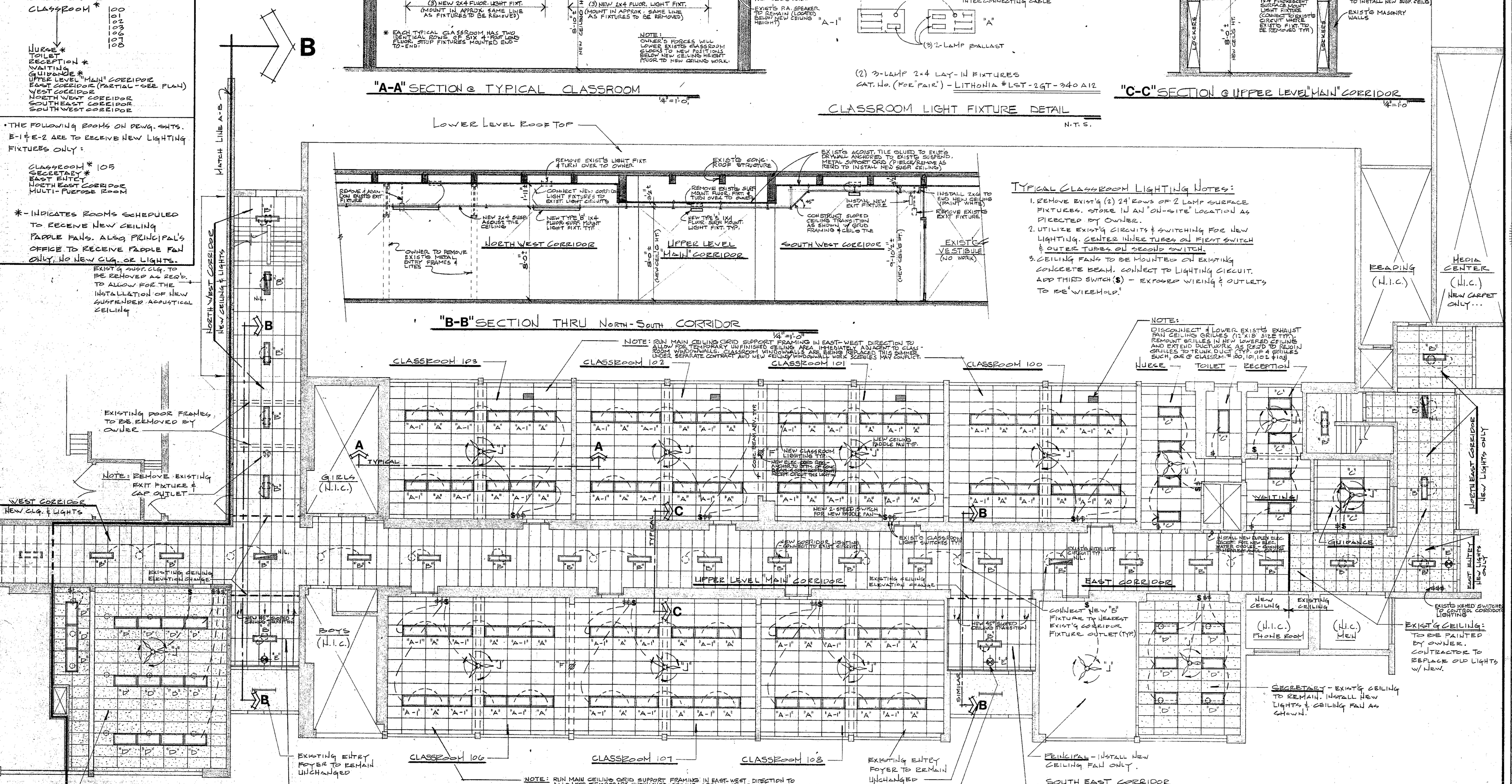

YOST ELEMENTARY SCHOOL — NEW LIGHTING/CEILING PLAN

1/8" = 1'-0"

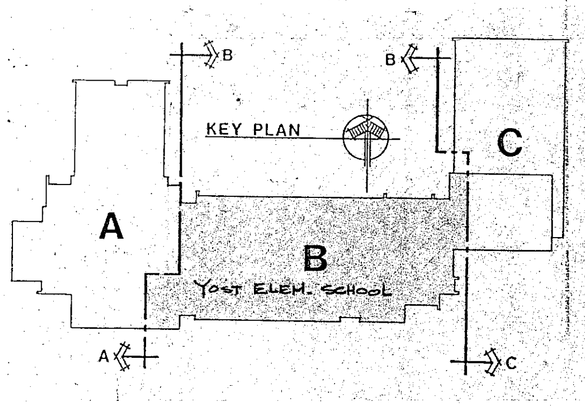

NOTE:
SEE DRAWING SHT. A-8 FOR ADDITIONAL ELECTRICAL WORK REQUIRED IN LOWER LEVEL CLASSROOM 207B/207A.

REVISIONS	BY

YOST ELEM. SCHOOL - LIGHTING & CEILINGS
SUMMER 1987 INTERIOR RENOVATION PROJECTS
DUNELAND SCHOOL CORPORATION — chesterton, indiana
geronetta & kinel architects, inc. — chesterton, indiana

DATE 4/28/87
SCALE 1/8" = 1'-0"
DRAWN GPV
JOB 8708C
SHEET E-2 OF 10 SHEETS

Y.E.S.-4

DOCKDRAFTING FORM NO. 101-94