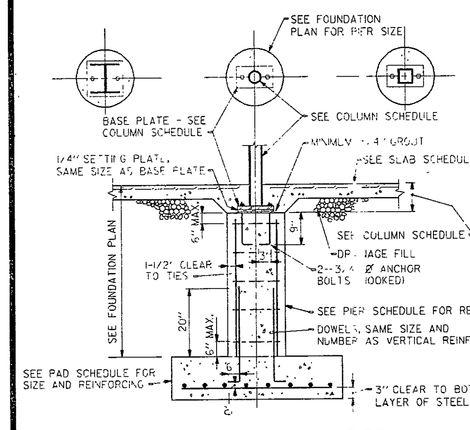

TYPICAL COLUMN & PIER DETAIL WITHOUT MASONRY

NO SCALE

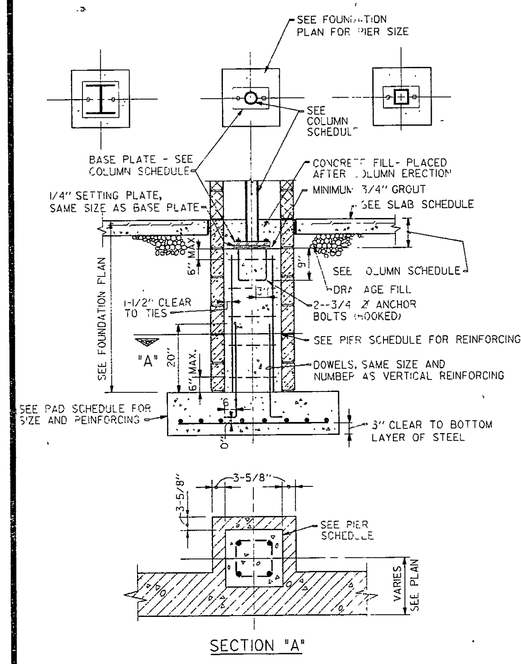

TYPICAL COLUMN & PIER DETAIL WITH MASONRY

NO SCALE

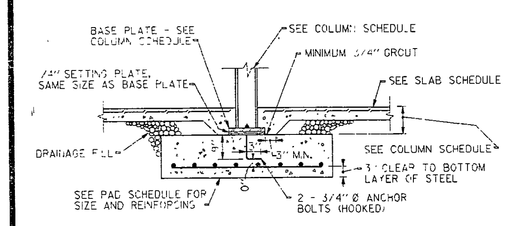

TYPICAL COLUMN DETAIL WITHOUT PIER

NO SCALE

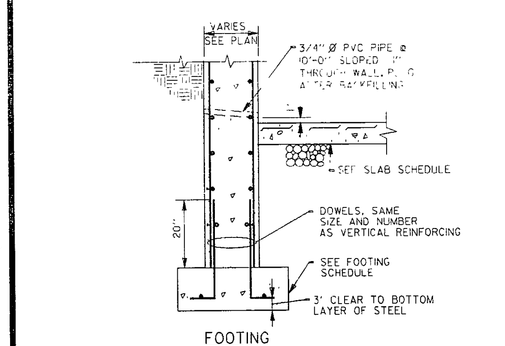

TYPICAL CONCRETE WALL DETAILS

NO SCALE

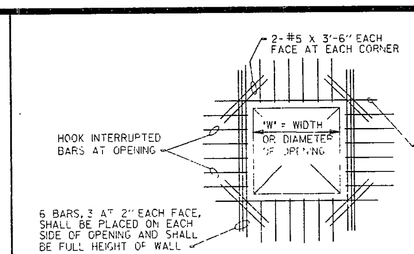

TYPICAL DETAIL OF OPENING THRU A CONCRETE WALL

NO SCALE

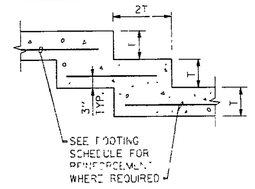

FOOTING STEP DETAIL

NO SCALE

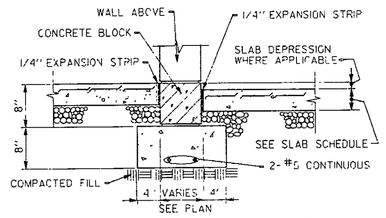

DETAIL D/S-4 11

NO SCALE

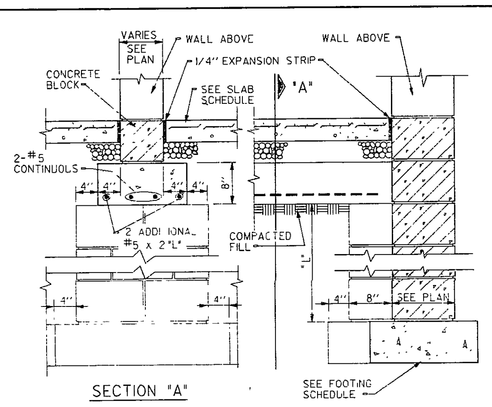

SECTION "A"

DETAIL D/S-4 12

NO SCALE

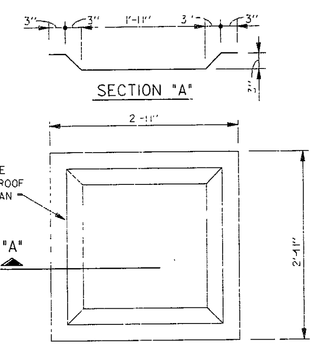

ROOF SUMP PAN DETAIL

NO SCALE

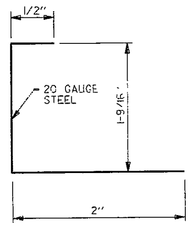

SEAT AND CLOSURE DETAIL

NO SCALE

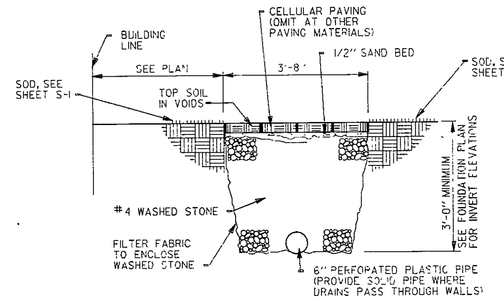

CELLULAR PAVER AND PERIMETER DRAIN DETAIL

NO SCALE

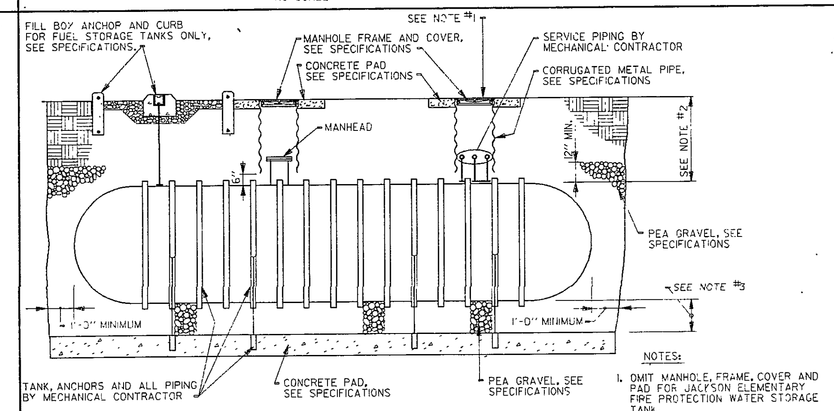

UNDERGROUND STORAGE TANK DETAIL

NO SCALE

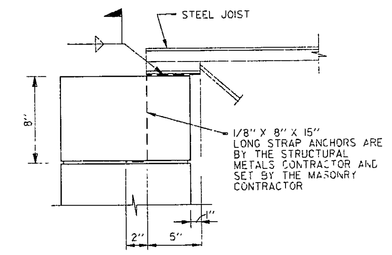

ROOF JOIST ANCHOR DETAIL

NO SCALE

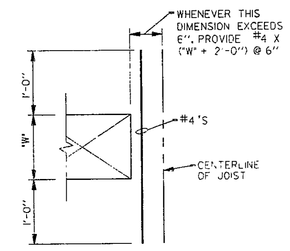

TYPICAL DETAIL OF OPENING THRU CONCRETE FLOOR ON STEEL JOISTS

NO SCALE

	"E"
JACKSON ELEMENTARY	2'-10"
LIBERTY MIDDLE SCHOOL	3'-6"

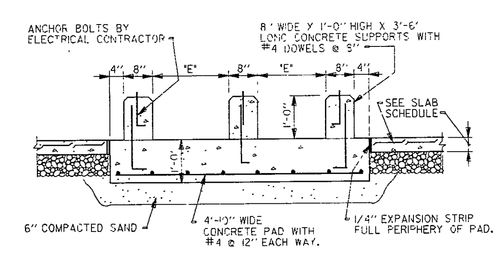

EMERGENCY GENERATOR PAD DETAIL

NO SCALE

VERIFY ALL DIMENSIONS WITH THE ELECTRICAL CONTRACTOR.

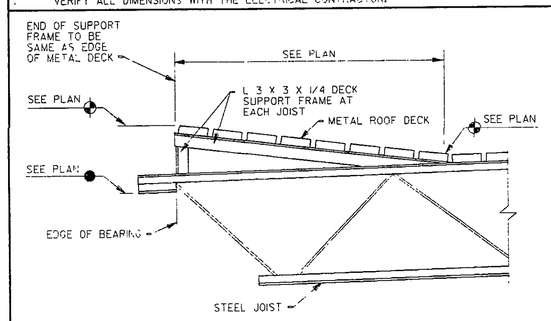

DETAIL D/S-4 15

NO SCALE

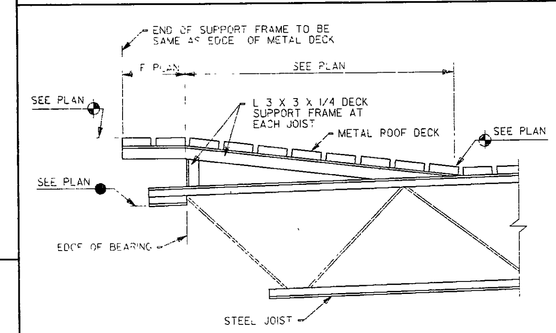

DETAIL D/S-4 16

NO SCALE

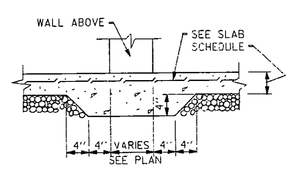

DETAIL D/S-4 13

NO SCALE

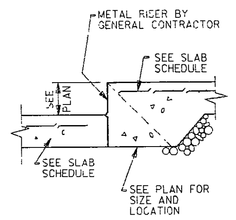

DETAIL D/S-4 6

NO SCALE

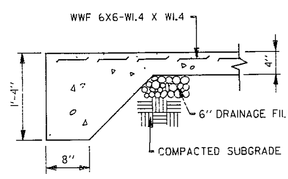

DETAIL D/S-4 9

NO SCALE

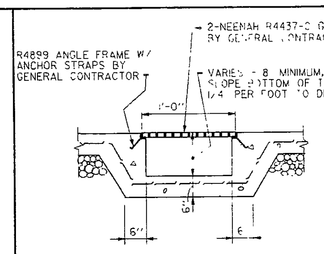

DETAIL D/S-2 12

NO SCALE

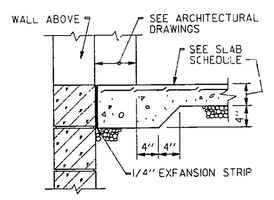

DETAIL D/S-4 4

NO SCALE

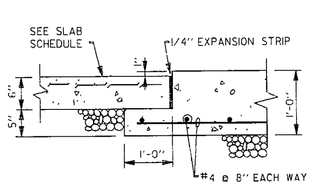

DETAIL D/S-4 7

NO SCALE

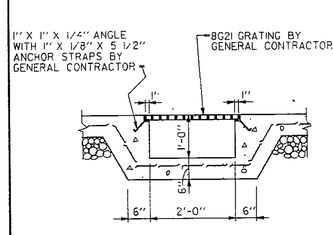

DETAIL D/S-2 12

NO SCALE

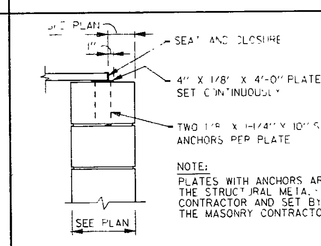

DETAIL D/S-4 13

NO SCALE

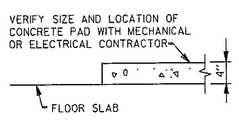

DETAIL D/S-4 5

NO SCALE

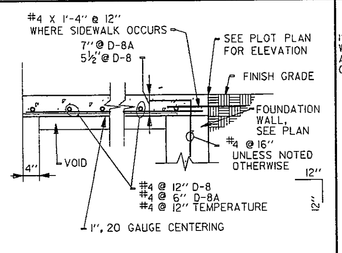

DETAIL D/S-4 8 D/S-4 8A

NO SCALE

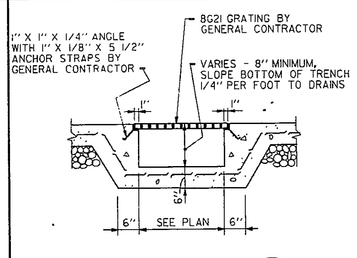

DETAIL D/S-4 11

NO SCALE

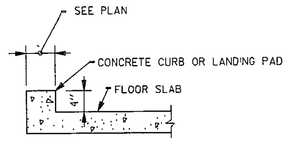

DETAIL D/S-4 14

NO SCALE

MATERIAL INDICATIONS

CONCRETE

CONCRETE BLOCK

MASONRY ABOVE GRADE

GENERAL DESIGN NOTES

1. ALL STRUCTURAL STEEL SHALL CONFORM TO THE STANDARD SPECIFICATIONS FOR STRUCTURAL STEEL, ASTM A36.
2. ALL STEEL JOIST WORK CONFORM TO THE REQUIREMENTS OF THE STEEL JOIST INSTITUTE FOR THE "H", "LH", AND "DLH" SERIES.
3. ALL CONCRETE SHALL BE NORMAL GRAVEL AGGREGATE CONCRETE HAVING A MINIMUM COMPRESSIVE STRENGTH OF 3000 PSI AT 28 DAYS, UNLESS OTHERWISE NOTED.
4. ALL REINFORCING STEEL SHALL CONFORM TO ASTM A615, GRADE 60, UNLESS OTHERWISE NOTED. ALL REINFORCING MESH SHALL CONFORM TO ASTM A185.
5. DESIGN LIVE LOADS:

PITCHED ROOFS	25 P.S.F.
FLAT ROOFS	40 P.S.F.
SECOND FLOORS	100 P.S.F.
CANOPIES AT JACKSON ELEMENTARY	60 P.S.F.

GENERAL FOUNDATION NOTES

1. ALL FOOTINGS AND PADS SHALL BEAR ON UNDISTURBED SOIL HAVING A SAFE BEARING CAPACITY AS FOLLOWS:

JACKSON ELEMENTARY SCHOOL	
WALL FOOTINGS	2000 P.S.F.
ISOLATED PADS	3000 P.S.F.
LIBERTY MIDDLE SCHOOL	
WALL FOOTINGS	2000 P.S.F.
ISOLATED PADS	3000 P.S.F.

2. PROVIDE HORIZONTAL WALL REINFORCING IN ALL CONCRETE BLOCK FOUNDATION WALLS EVERY TWO COURSES. THIS WALL REINFORCING SHALL BE CONTINUOUS THROUGH ALL PIERS AND SHALL LAP AT ALL WALL INTERSECTIONS.
3. PROVIDE EXPANSION STRIP FULL DEPTH OF SLAB AT ALL INTERSECTIONS OF FLOOR SLABS WITH VERTICAL SURFACES, BOTH INTERIOR AND EXTERIOR, EXCEPT WHERE GRADE IS ABOVE THE FLOOR SLAB ON ADJACENT SIDE OF WALL.
4. INTERIOR AND EXTERIOR BACKFILLING SHALL BE ACCOMPLISHED SIMULTANEOUSLY.
5. ALL BUILDING EXTERIOR FOUNDATION WALLS SHALL BE INSULATED WITH PERIMETER INSULATION, SEE SPECIFICATIONS.
6. DOWELS, WHERE NOTED ON THE PLANS, SHALL BE #6 X 1'-4" @ 16", FILL BLOCK CORES AT DOWEL LOCATIONS WITH CONCRETE.
7. PECESS NEW FOUNDATION WALLS 4" INTO EXISTING FOUNDATION WALLS AS SHOWN ON THE DRAWINGS.

GENERAL FRAMING NOTES

1. METAL DECK MANUFACTURER SHALL PROVIDE 20 GAUGE SEAT AND CLOSURE PIECES TO CLOSE ALL ENDS OF RUNS OF RIBS OF 1 1/2", 20 GAUGE METAL DECK.
2. METAL DECK MANUFACTURER SHALL PROVIDE 6" - 20 GAUGE COVER PLATES AT ALL DECK SPLICES AND AT ALL POINTS WHERE THE ROOF DECK CHANGES DIRECTION.
3. METAL DECK MANUFACTURER SHALL PROVIDE RECESSED SUMP PANS TO ACCOMMODATE ROOF DRAINS IN ALL METAL ROOF DECKS.
4. 13" X 13" DENOTES ROOF OR FLOOR OPENING AND SIZE. THE STRUCTURAL METALS CONTRACTOR SHALL PROVIDE CURB ANGLES FOR ALL OPENINGS REQUIRED IN THE METAL ROOF DECK. THE GENERAL CONTRACTOR SHALL PROVIDE REINFORCING BARS FOR CRITICAL OPENINGS IN THE CONCRETE FLOOR OR DECK. SEE DETAIL THIS SHEET.
5. BEAM SIZE — W16 X 31 (14'-0") (13'-3") — TOP OF LEVEL BEAMS REFERENCED TO NOMINAL FIRST FLOOR ELEVATION OF 0'-0". TOP OF SLOPING BEAMS REFERENCED TO NOMINAL FIRST FLOOR ELEVATION OF 0'-0".
6. JOIST QUANTITY AND SIZE — 4-16HS — DENOTES A BOLTED JOIST CONNECTION AT BOTH ENDS OF THE JOIST. DISTANCE FROM COLUMN TO BOLTED JOIST.
7. STRUCTURAL STEEL FABRICATOR SHALL PROVIDE SEAT ANGLES FOR JOISTS BEARING ONTO COLUMNS WHERE INDICATED ON THE DRAWINGS.
8. STRUCTURAL STEEL FABRICATOR SHALL PROVIDE STEEL FILLERS ON BEAM FLANGES WHERE REQUIRED FOR THE BEARING OF METAL DECK OR METAL CENTERING.
9. NO CEILING EXTENSIONS ARE REQUIRED FOR STEEL JOIST.
10. ALL BEAMS SHALL BEAR 8" ON MASONRY WALLS UNLESS OTHERWISE NOTED ON PLAN.

CONCRETE SLAB SCHEDULE

MARK	DEPTH	REINFORCING	REMARKS
A	4"	WWF 6 X 6-W1.4 X W1.4	VAPOR BARRIER 6" DRAINAGE FILL
B	6"	TWO LAYERS WWF 6 X 6-W1.4 X W1.4	VAPOR BARRIER 6" DRAINAGE FILL
C	3-1/2"	WWF 6 X 6-W4 X W4	1/2" CENTERING. DEPTH IS INCLUSIVE OF CENTERING

CONCRETE PIER SCHEDULE

SIZE	REINFORCING VERTICAL	REINFORCING TIES	REMARKS
16" X 16"	4-#6	#3 @ 12"	VERTICALS MAY BE OMITTED IN DOWELS ARE FULL HEIGHT OF PIER.
20" X 20"	8-#5	#3 @ 10"	
26" X 26"	8-#6	#3 @ 12"	
18" Ø	6-#5	#3 @ 10"	
22" Ø	6-#5	#3 @ 10"	
25" Ø	6-#6	#3 @ 12"	
30" Ø	8-#6	#3 @ 12"	

CONCRETE PAD SCHEDULE

MARK	WIDTH	DEPTH	LENGTH	REINFORCING (1/2 EACH WAY)
P1	3'-0"	1'-0"	3'-0"	8-#4
P2	4'-0"	1'-0"	4'-0"	10-#4
P3	5'-0"	1'-0"	5'-0"	12-#5
P4	6'-0"	1'-0"	6'-0"	10-#6
P5	7'-0"	1'-4"	7'-0"	12-#7
P6	8'-0"	1'-4"	8'-0"	14-#7
P7	2'-0"	1'-0"	4'-0"	5-#4 X 3'-6" 5-#4 X 1'-6"
P8	2'-0"	1'-0"	5'-0"	5-#4 X 4'-6" 5-#4 X 1'-6"
P9	4'-0"	1'-4"	6'-0"	5-#5 X 5'-6" 7-#5 X 3'-6"

[4'-0"] AFTER PAD MARK DENOTES TOP OF PAD BELOW NOMINAL FIRST FLOOR ELEVATION OF 0'-0".
JACKSON ELEMENTRY 0'-0" = 868'-0"
LIBERTY MIDDLE SCHOOL 0'-0" = 100'-0"

EVERETT · I · BROWN COMPANY
ARCHITECTS ENGINEERS
• INDIANAPOLIS, INDIANA • 46241
• PARK FLETCHER •

© EVERETT I BROWN COMPANY

5500 WEST BRADBURY AVENUE •
JACKSON ELEMENTARY SCHOOL

CHARLES R. HOHLBERG REGISTERED No. 18939 STATE OF INDIANA PROFESSIONAL ENGINEER

PROJECT 12579.00	DATE MAY 3, 1982	REVISED

NO. S-4
OF 20

82-S-01