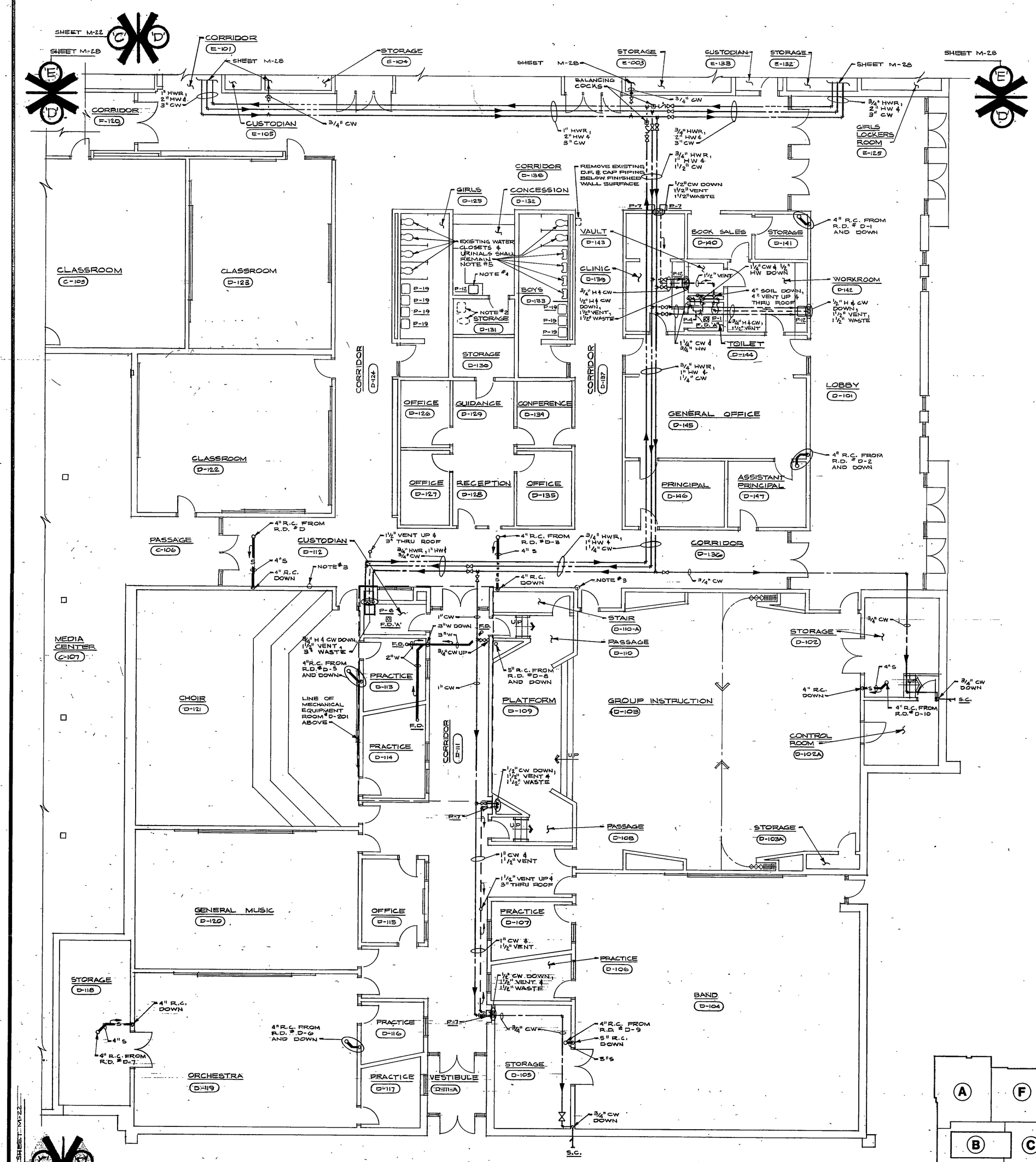

UNIT "D" PLUMBING FIRST FLOOR PLAN

SCALE: 1/8" = 1'-0"

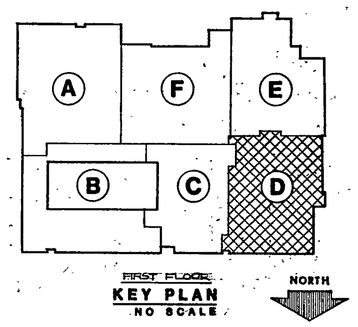

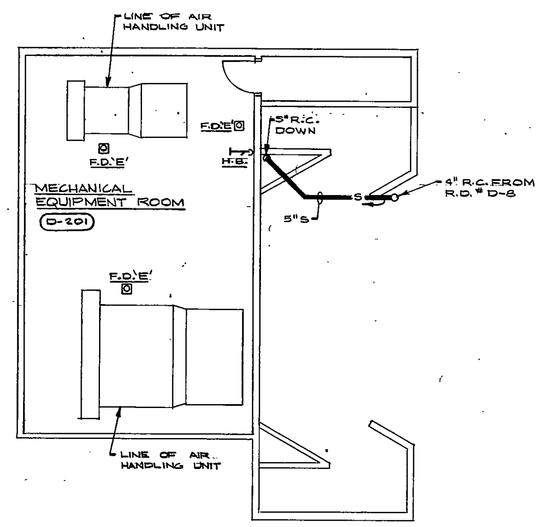

UNIT "D" PLUMBING SECOND FLOOR PLAN

SCALE: 1/8" = 1'-0"

NORTH

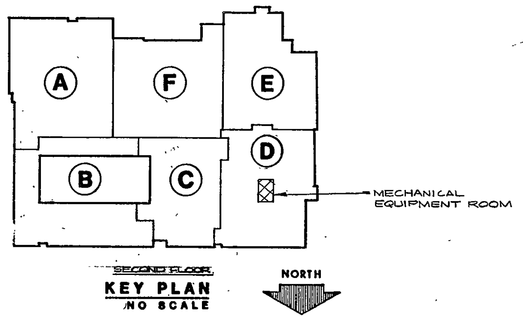

PLAN NOTES

1. SEE SHEET M-3 FOR GENERAL MECHANICAL NOTES, LEGEND AND SCHEDULES.
2. REMOVE EXISTING WATER CLOSET AND LAVATORY IN THIS AREA. REMOVE WASTE, VENT AND WATER PIPING SERVING EXISTING FIXTURES TO A POINT BELOW FINISHED FLOOR, WALL AND CEILING SURFACES, THEN PLUG AND CAP.
3. REMOVE EXISTING 5" ROOF CONDUCTOR AND PLUG PIPING BELOW FINISHED FLOOR SURFACE.
4. CONNECT NEW CABINET SINK TO EXISTING WASTE, VENT AND WATER PIPING SERVING EXISTING LAVATORY AND WATER CLOSET BEING REMOVED IN STORAGE D-131. PIPING SHALL BE CONCEALED.
5. REMOVE ALL EXISTING PLUMBING FIXTURES IN BOYS D-133 AND GIRLS D-125 AND CLEAN ALL SANITARY WASTE LINES SERVING THEM. THIS CLEANING SHALL BE DONE BY RODDING AND FLUSHING SEWERS CLEAN. REINSTALL EXISTING FIXTURES AFTER SEWER CLEANING IS COMPLETED.

EVERETT · I · BROWN COMPANY
ARCHITECTS ENGINEERS
• PARK FLETCHER • • INDIANAPOLIS, INDIANA • 46241

© EVERETT I. BROWN COMPANY

5500 WEST BRADBURY AVENUE •
ADDITION TO AND RENOVATION OF LIBERTY MIDDLE SCHOOL

James A. Partridge

JAMES ALLEN PARTRIDGE REGISTERED 12545 STATE OF INDIANA PROFESSIONAL ENGINEER

PROJECT	DATE	REVISED
12579.00	MAY 3, 1982	

NO. M-26
OF 36

AS-BUILT
25 SEPT 1984

82-11-13

R-27