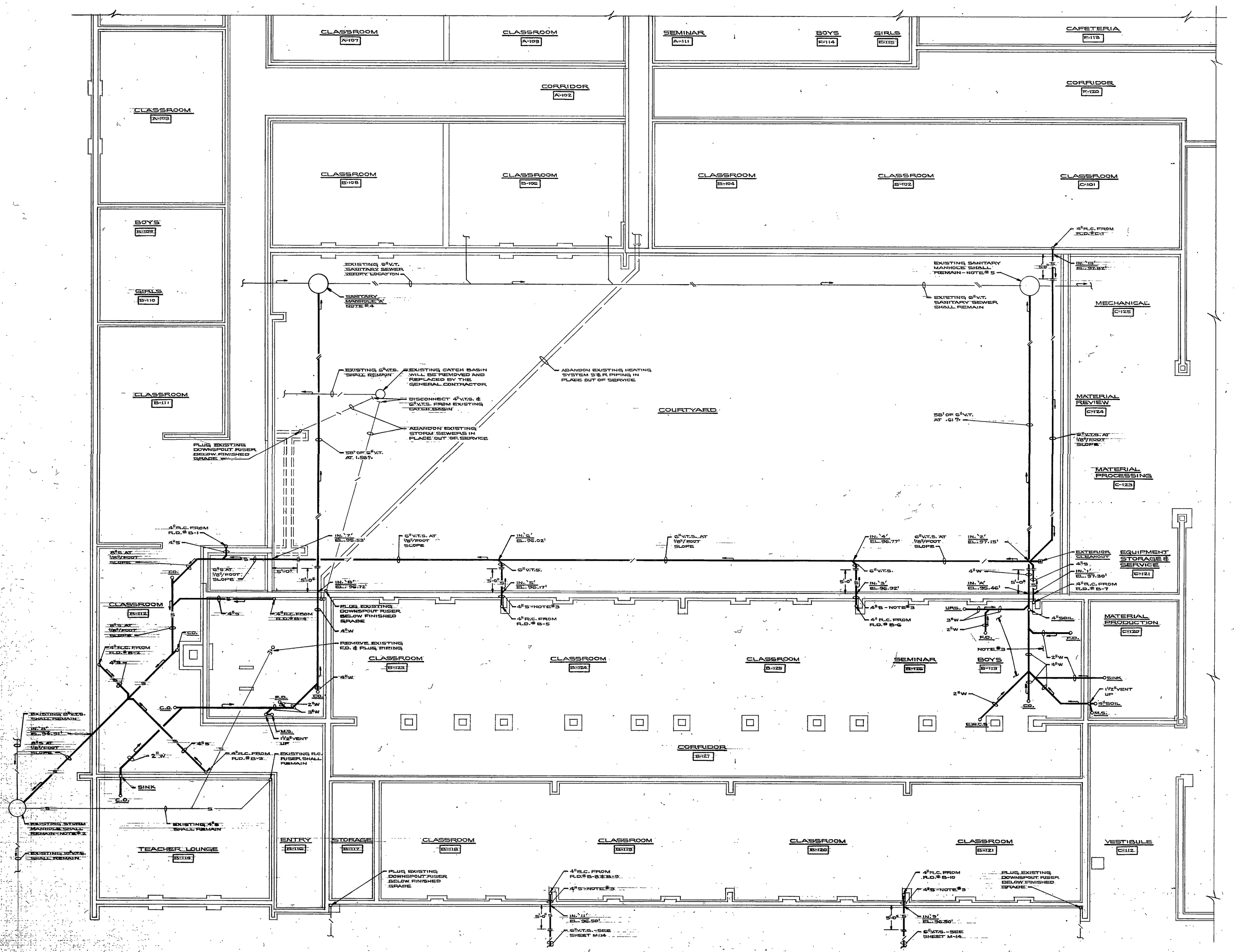

UNIT "B" PLUMBING FOUNDATION PLAN

SCALE: 1/8" = 1'-0"

NORTH

PLAN NOTES

1. SEE SHEET M-3 FOR GENERAL MECHANICAL NOTES, LEGEND AND SCHEDULES.
2. CONNECT NEW 8"S TO EXISTING MANHOLE AT INVERT ELEVATION 94.70'. EXISTING MANHOLE INVERT ELEVATION = 94.60'. VERIFY EXISTING MANHOLE INVERT ELEVATION BEFORE BEGINNING ANY NEW STORM SEWER WORK IN THIS AREA.
3. WHERE NEW PIPING IS RUN BELOW EXISTING FLOOR SLAB, WORK SHALL BE PERFORMED AS SHOWN IN "DETAIL SHOWING CUTS IN EXISTING FINISHED SURFACES" ON THIS SHEET.
4. CONSTRUCT NEW SANITARY MANHOLE IN EXISTING 6" V.T. SANITARY SEWER. EXISTING 6" V.T. INVERT ELEVATION = 95.60'. NEW 6" V.T. INVERT ELEVATION = 95.70'. VERIFY EXISTING 6" V.T. SANITARY SEWER LOCATION AND ELEVATION BEFORE BEGINNING ANY NEW SEWER WORK.
5. CONNECT NEW 6" V.T. TO EXISTING SANITARY MANHOLE AT INVERT ELEVATION = 95.00'. EXISTING MANHOLE INVERT ELEVATION = 94.80'. VERIFY EXISTING MANHOLE LOCATION AND INVERT ELEVATION BEFORE BEGINNING ANY NEW SEWER WORK.

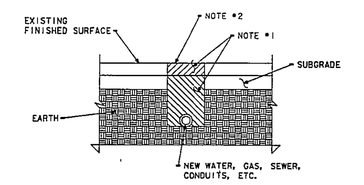

DETAIL SHOWING CUTS IN EXISTING FINISHED SURFACES

NO SCALE

NOTES:

1. THE CONTRACTOR INSTALLING THE NEW UTILITY SERVICE SHALL MAKE THE CUT, EXCAVATE, INSTALL NEW SERVICE, INSTALL AN APPROVED BANK RUN GRAVEL BACKFILL TO TOP OF SUBGRADE, AND HAUL AWAY EXCESS MATERIAL.
2. THE FINAL FINISHED SURFACE WILL BE PROVIDED BY OTHERS. WHERE SHOWN ON THE ARCHITECTURAL OR STRUCTURAL DRAWINGS. FINAL FINISHED SURFACES FOR CUTS NOT NOTED ON THE ARCHITECTURAL OR STRUCTURAL DRAWINGS WILL BE THE RESPONSIBILITY OF THE CONTRACTOR MAKING THE CUTS.

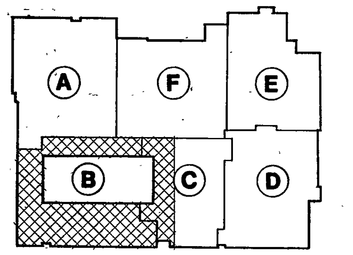

FOUNDATION KEY PLAN

NO SCALE

NORTH

AS-BUILT

25 SEPT 1984

R-27

EVERETT · I · BROWN COMPANY

ARCHITECTS ENGINEERS

• INDIANAPOLIS, INDIANA • 46241

• PARK FLETCHER •

ADDITION TO AND RENOVATION OF LIBERTY MIDDLE SCHOOL

5500 WEST BRADBURY AVENUE •

© EVERETT I BROWN COMPANY

James A. Partridge

JAMES ALLEN PARTRIDGE REGISTERED 12545 STATE OF INDIANA PROFESSIONAL ENGINEER

PROJECT	DATE	REVISED
12579.00	MAY 3, 1982	

NO. M-20

OF 36

82-M-07