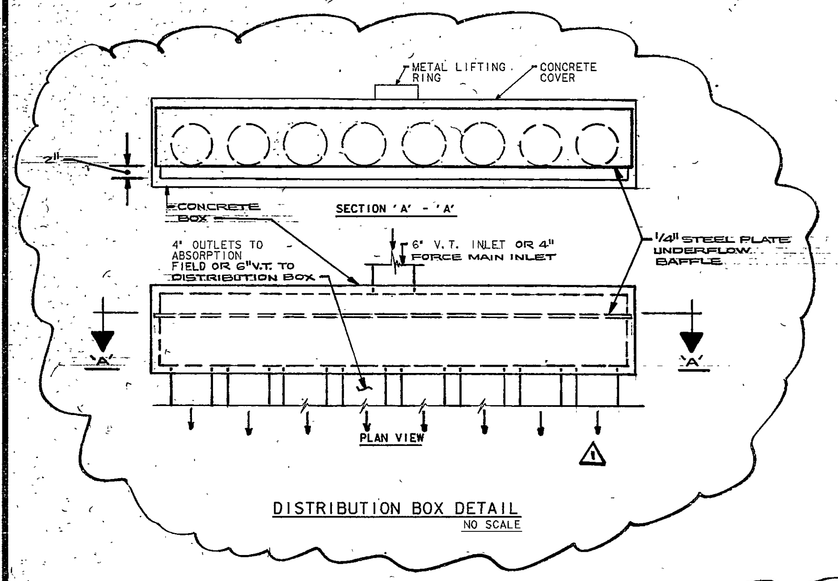

DISTRIBUTION BOX DETAIL
NO SCALE

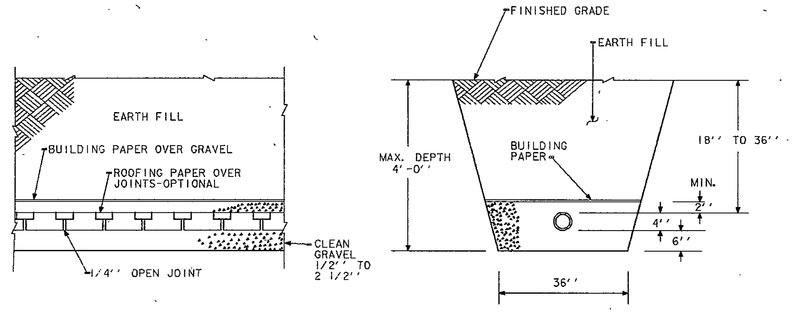

ABSORPTION FIELD DETAIL
NO SCALE

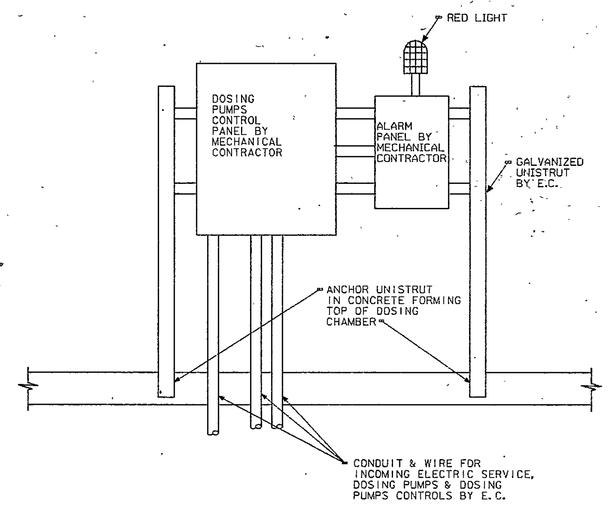

DOSING PUMPS CONTROL AND ALARM PANELS SUPPORT DETAIL
NO SCALE

PLAN NOTES

1. SEE SHEET M-3 FOR GENERAL NOTES, LEGEND AND SCHEDULES.

ENGINEERING CALCULATIONS

1. DESIGN REQUIRMENTS: BASED ON 600 STUDENTS.
2. SEPTIC TANK: SIZE BASED ON HOLDING 1 DAY'S SEWAGE FLOW.
   SEWAGE FLOW = 600 STUDENTS X 15 GALLONS PER DAY.
   PER STUDENT = 9000 GALLONS PER DAY.
   MINIMUM SEPTIC TANK SIZE = 9000 GALLONS
   ACTUAL TANK SIZE = 9065 GALLONS
   DOSING CHAMBER: SIZE BASED ON DOSING EACH HALF OF THE ABSORPTION FIELD 4 TIMES PER DAY.
   MINIMUM SIZE = $\frac{9000 \text{ GALLONS}}{8}$ = 1125 GALLONS
   ACTUAL SIZE = 1144 GALLONS
3. ABSORPTION FIELD: PERCOLATION RESULTS - 1" OF WATER IN 1 HOUR. USE 2.5 (SQUARE FT. OF TRENCH BOTTOM PER GALLON WATER) PERCOLATION COEFFICIENT.
   ABSORPTION AREA NEEDED - 9000 X 2.50 = 22,500 SQ. FT.
   ABSORPTION LINES - 80 LINES, 94 FT. LONG, 3 FT. WIDE
   ACTUAL TOTAL AREA = 80 X 94 X 3 = 22,560 SQ. FT.

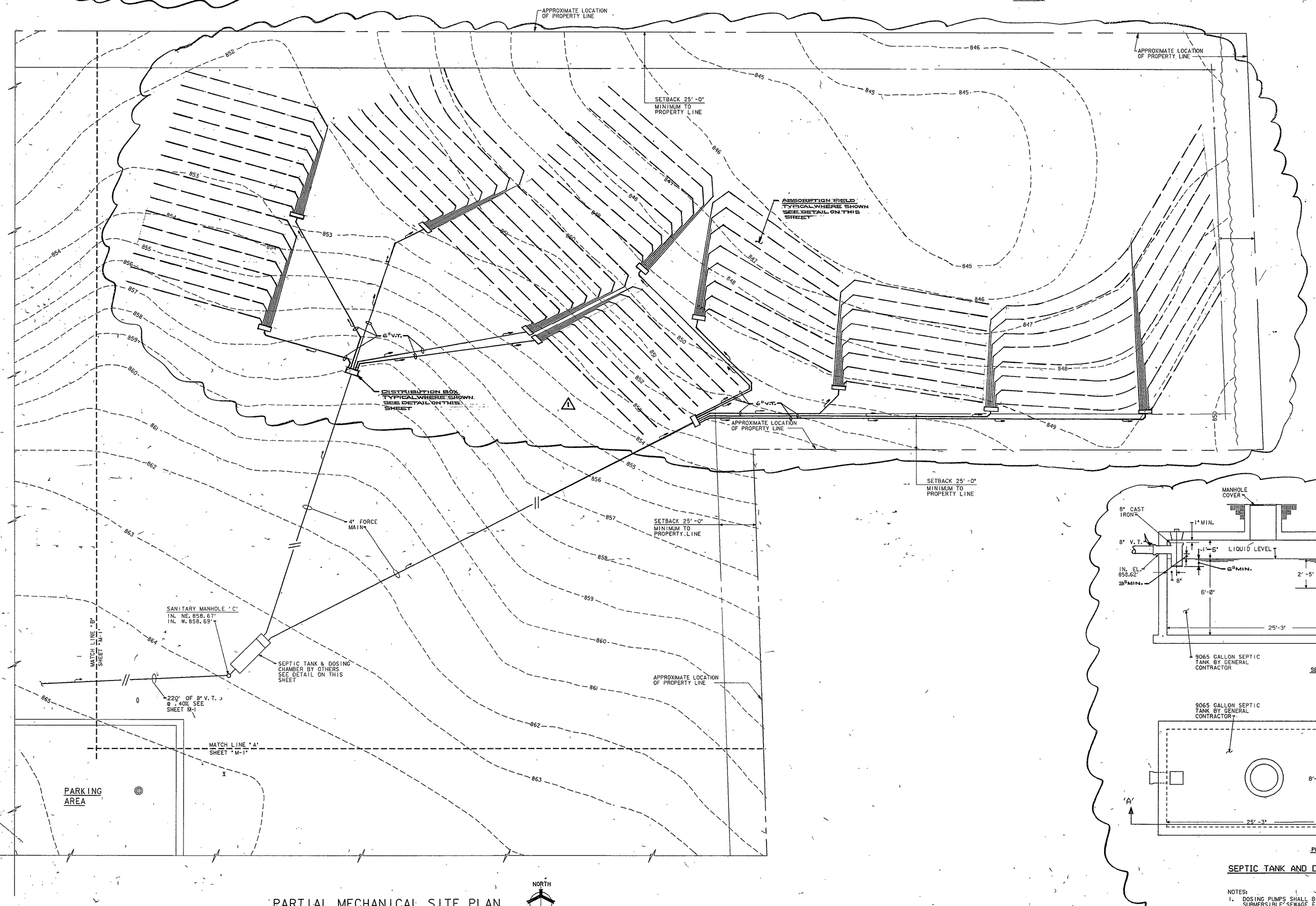

PARTIAL MECHANICAL SITE PLAN
SCALE: 1" = 30' - 0"

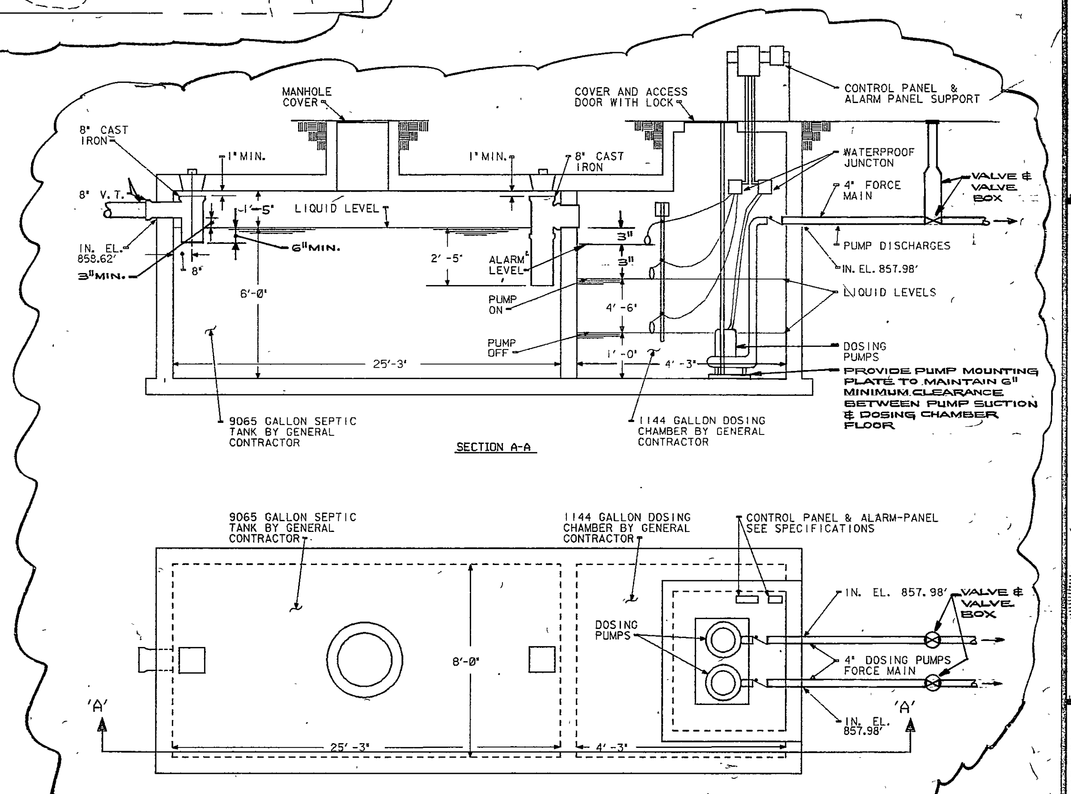

SEPTIC TANK AND DOSING CHAMBER DETAIL
NO SCALE

NOTES:
1. DOSING PUMPS SHALL BE WEIL PUMP COMPANY MODEL #4-250214-3/4 SUBMERSIBLE SEWAGE EJECTOR QUICK REMOVAL TYPE OR AN APPROVED EQUAL WITH EACH PUMP HAVING THE CAPACITY TO PUMP 100 GPM AT 15 FEET OF HEAD. MOTOR DATA: (2) - 3/4 HP, 460 VOLT, 3-PHASE, 60 HERTZ, 1750 RPM. PROVIDE WEIL FIGURE 823-B MERCURY FLOAT SWITCHES WITH WALL MOUNTING BRACKET - SEE SPECIFICATION. DOSING PUMPS CONTROL PANEL SHALL BE VANDEL-PROOF. DOSING PUMPS SHALL ALTERNATE IN OPERATION.

AS-BUILT
25 SEPT 1984

REVISION RMH

EVERETT I. BROWN COMPANY
ARCHITECTS ENGINEERS
5500 WEST BRADBURY AVENUE • INDIANAPOLIS, INDIANA • 46241
• PARK FLETCHER •
JACKSON ELEMENTARY SCHOOL

James A. Partridge
JAMES A. PARTRIDGE REGISTERED 12545 STATE OF INDIANA PROFESSIONAL ENGINEER

PROJECT	DATE	REVISED
12579.00	MAY 3, 1982	JULY 23, 1982

NO. M-2
OF 36