LEGEND

A. VIRTICAL TURBINE FIRE PUMP (PEERLESS)
B. JOCKEY PUMP (WEBTROL)
C. 2½ x 2½ x 4" FIRE DEPT. CONNECTION (ELKHART)
D. 2½ x 2½ x 4" COMBINATION TEST HEADER & HYDRANT CONNECTION (ELKHART)
E. 4" SWING CHECK VALVE (KENNEDY)
F. 4" WAFER CHECK VALVE (KENNEDY)
G. 4" O.S & Y VALVE (FAIRBANKS)
H. 2½" O.S & Y VALVE (FAIRBANKS)
I. 2½" FLG. STAINER (METRAFLEX)
J. 2½" SOLENOID VALVE (ASCO)
K. 1" GLOBE VALVE
L. 1" SWING CHECK VALVE
M. PRESSURE GAUGE
N. FLOW INDICATION METER (DIETERICH - EAGLE EYE)
O. COUPLING & PITOT TUBE FROM ¾" P.O.L.
P. ¼" NYLON SENSING LINE
Q. 4" FLOW ALARM SWITCH (GEM - WFD)
R. 12 HEAD RESERVE SPRINKLER CABINET (GEM)
S. 4" FLG. TEE
T. 4" FLG. 90° ELL
U. 4" SCR. 90° ELL
V. 4" SCR. 90° ELL
W. 2½" GRV. 90° ELL
X. 4x 3½" FLG. CONCENTRIC REDUCER
Y. PIPE STAND

FIRE PUMP DATA

TYPE: ELECTRIC VERTICAL TURBINE, 4 STAGE, PEERLESS MODEL 8MA-F.
CAPACITY RATING: 280 GPM @ 42 PSI.
ELECTRIC MOTOR: 7½ HP., 230/460 VOLT, 3 PHASE, 60 HZ., 1760 RPM., VIRTICAL HOLLOW SHAFT.
CONTROLLER: METRON MODEL M-80 LIMITED SERVICE, W/ U.L. LISTED AUTOMATIC TRANSFER SWITCH.

JOCKEY PUMP

TYPE: WEBTROL BOOSTER PUMP
CAPACITY RATING: 5 GPM @ 50 PSI.

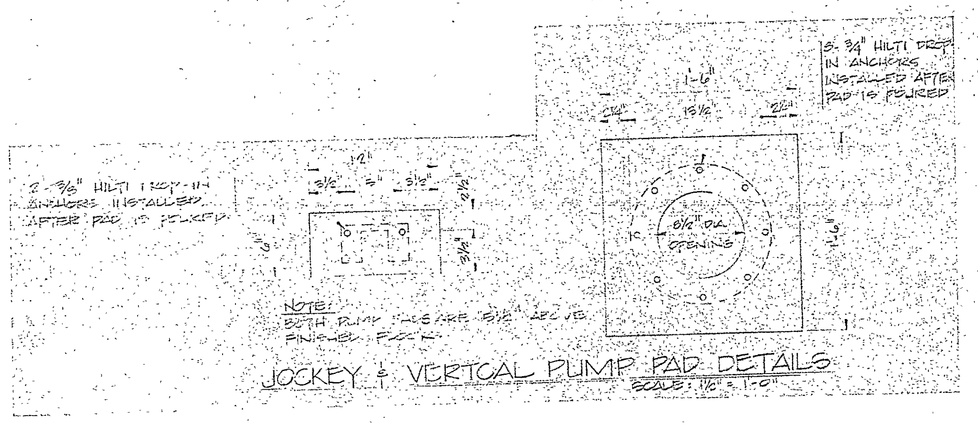

JOCKEY & VERTICAL PUMP PAD DETAILS
SCALE: 1½" = 1'-0"

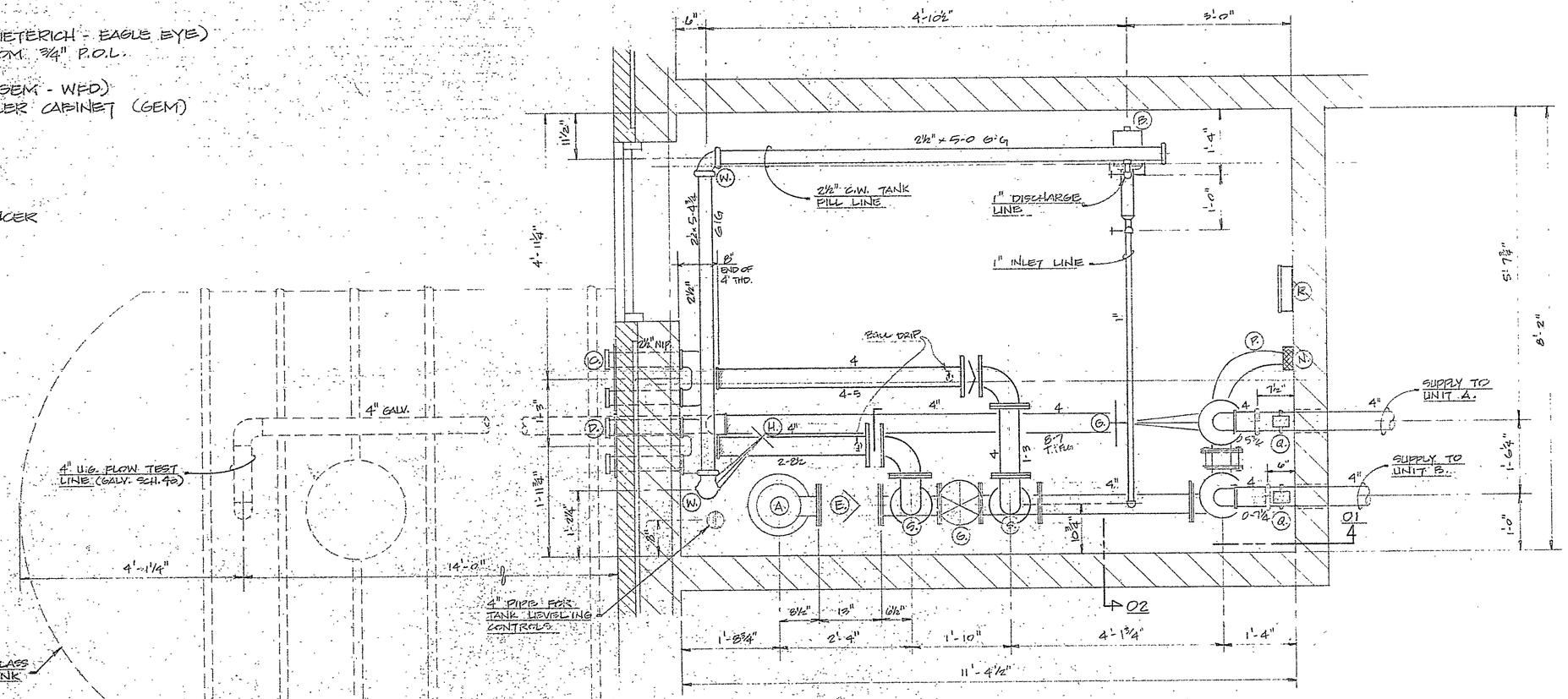

PUMP ROOM FLOOR PLAN
3/4" = 1'-0"

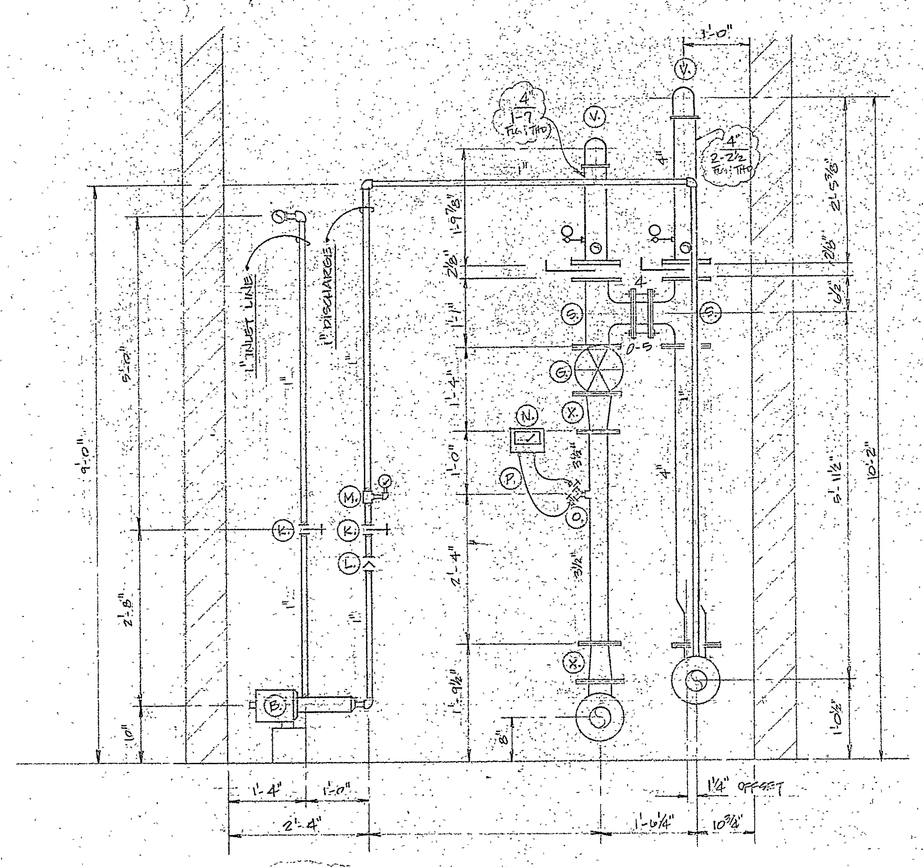

SECTION - 02
3/4" = 1'-0"

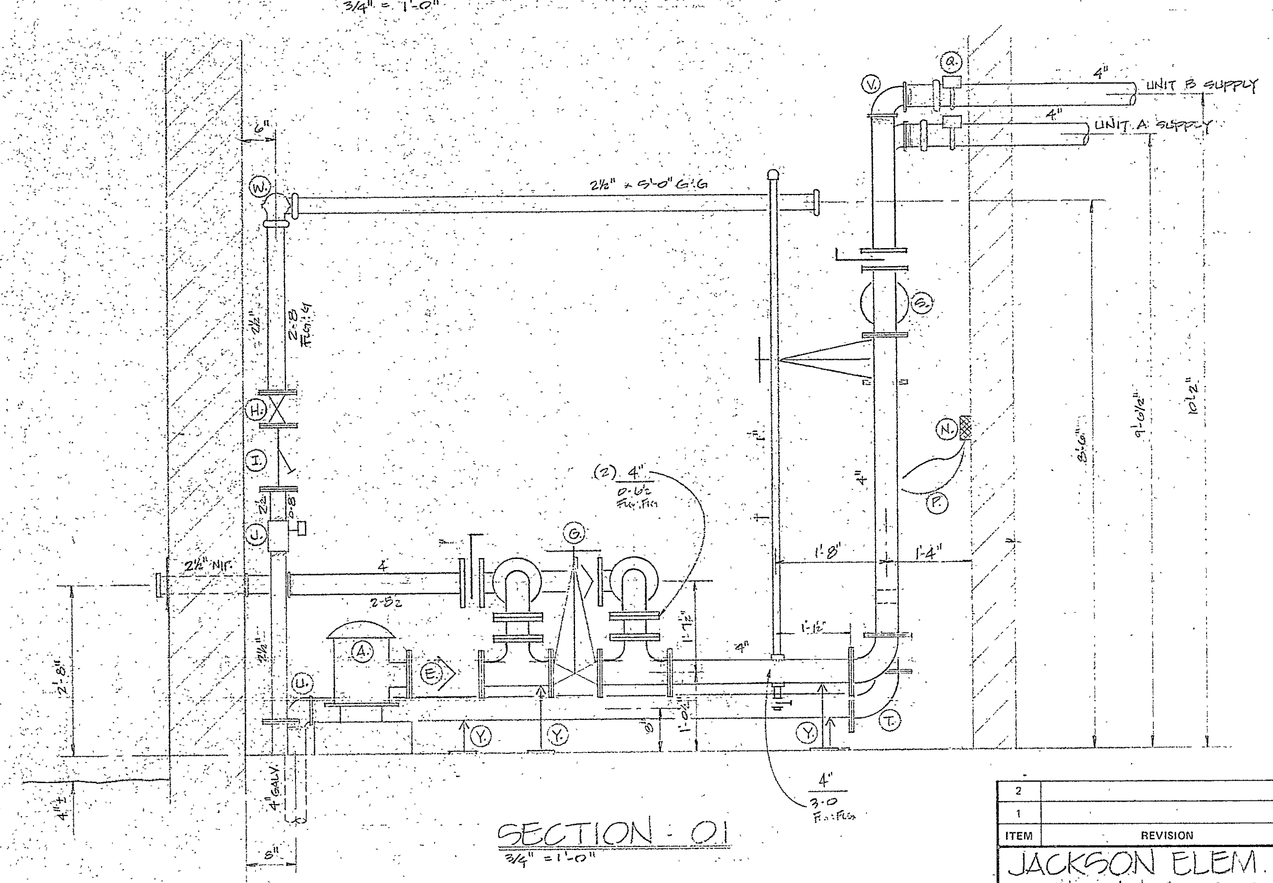

SECTION - 01
3/4" = 1'-0"

ITEM	REVISION	BY	DATE
2			
1			

JACKSON ELEM. SCHOOL
1100 NORTH & 400 EAST
CHESTERTON, INDIANA

PUMP ROOM

A.B.C. PROJECT NO. 72009

SHAMBAUGH & SON, INC.
Fire Protection Division

- FORT WAYNE, INDIANA 9011 FRONT STREET, 46818
- INDIANAPOLIS, INDIANA 1010 EAST SUMNER AVE., 46227
- EVANSVILLE, INDIANA 2131 COMMERCIAL COURT, 47712

DEGREE OF SPRINKLER					
TYPE OF SPRINKLER					
TOTAL SPRINKLERS					
TOTAL THIS SHEET			TOTAL THIS JOB		
APPROVAL AGENCY	STATE P.M. ; I.S.O				
DRAWN BY TJF	DATE 12-19-03	SCALE 3/4" = 1'-0"	JOB NO 72009	DWG NO FP-03-01 to FP-03-05	

SYMBOLS
- UPRIGHT HEAD
- PENDENT HEAD ON LINE
- PENDENT HEAD ON DROP
- UPRIGHT HEAD ON SPRIG
- ℄ PIPE BELOW DECK
- ℄ PIPE ABOVE FLOOR
- HANGER LOCATION
- TRAPEZE HANGER
- HYDRAULIC REF. PT.

DESIGN DATA: DENSITY ____ HAZARD CLASS ____; AREA ____ NFPA FIGURE ____; HOSE ____ NFPA CURVE ____

SUMMARY OF CALC: PSI ____; GPM ____; AT ____

SPRINKLER: MAKE ____ K FACTOR ____; MODEL ____ TEMP ____; SIZE ____

BUILDING: CONSTRUCTION ____; TOTAL SQ FT ____; HEIGHT ____ CEILING ____

NORTH