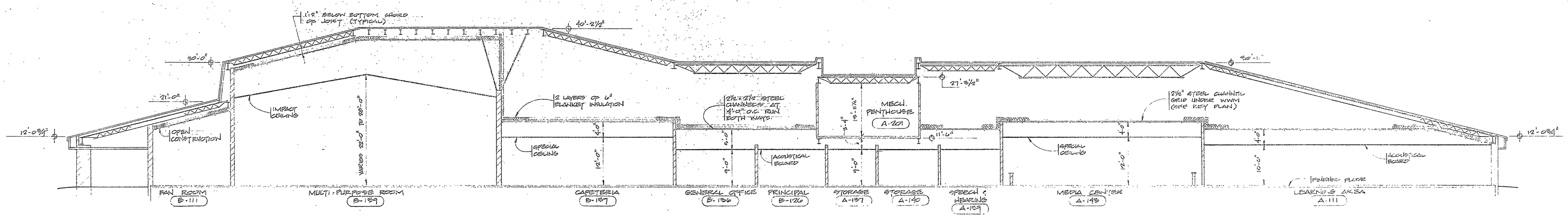

SECTION A/2.9
SCALE: 3/32" = 1'-0"

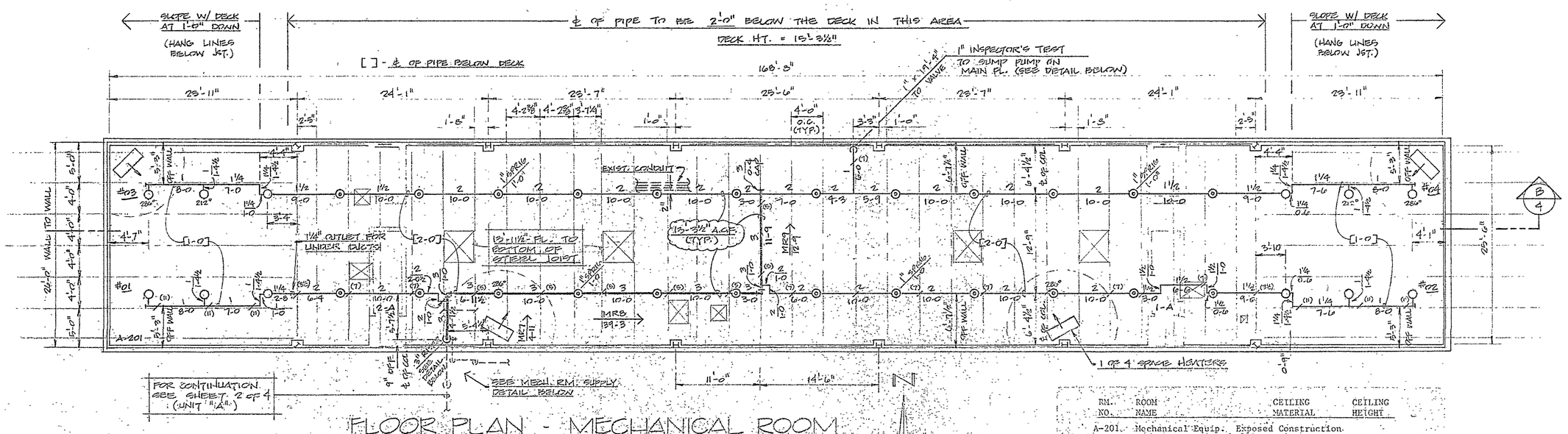

RM. NO.	ROOM NAME	CEILING MATERIAL	CEILING HEIGHT
A-201	Mechanical Equip.	Exposed Construction	

FLOOR PLAN - MECHANICAL ROOM
SCALE: 1/8" = 1'-0"

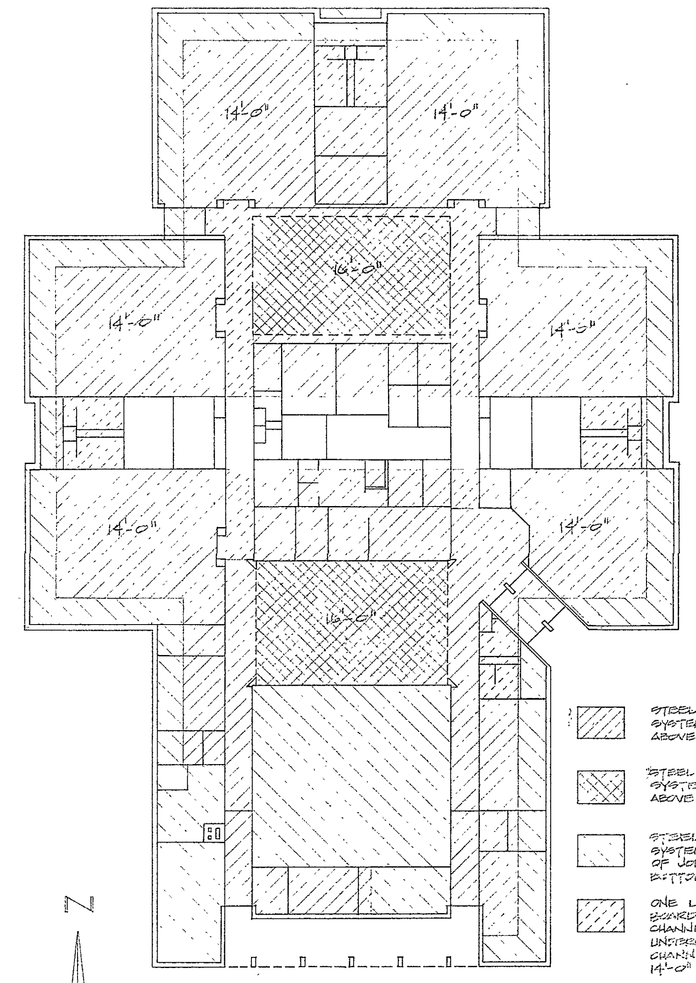

GRID SYSTEM KEY PLAN
SCALE: 1/32" = 1'-0"

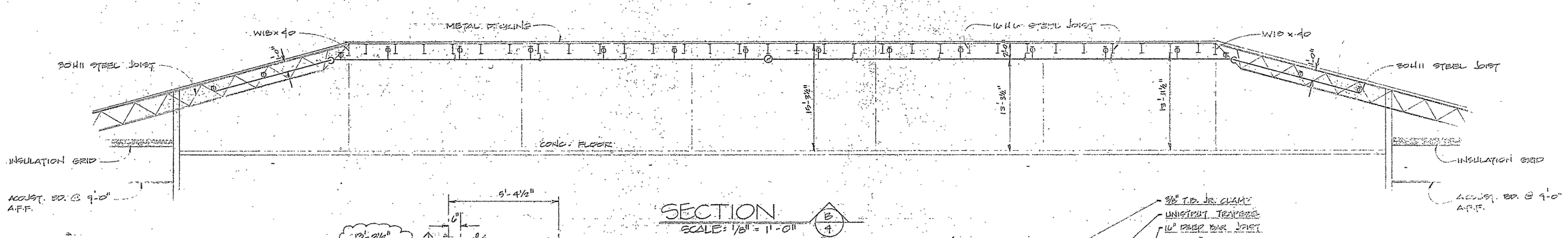

SECTION B/4
SCALE: 1/8" = 1'-0"

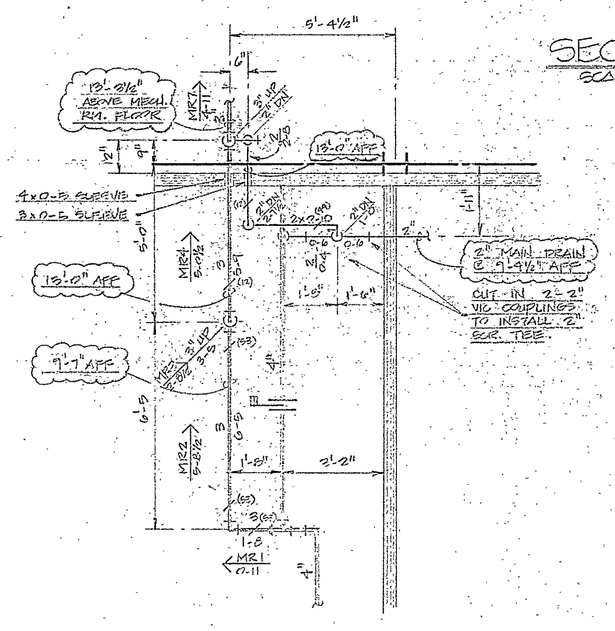

MECH. RM. SUPPLY DETAIL
3/8" = 1'-0"

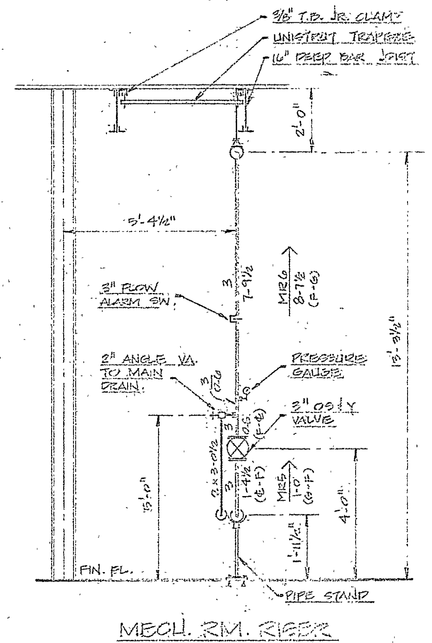

MECH. RM. RISER
3/8" = 1'-0"

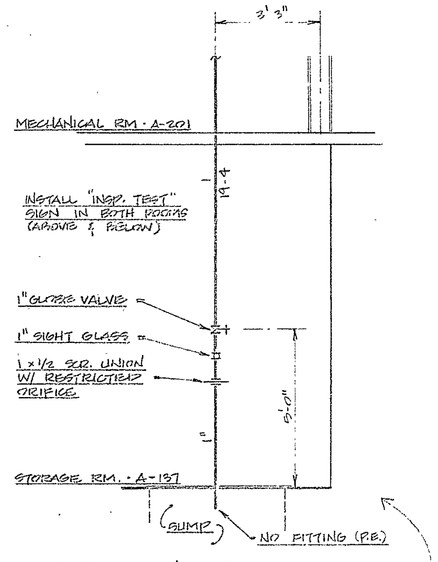

INSPECTOR'S TEST DETAIL
3/8" = 1'-0"

* WAS NOT SURVEYED & WILL REQUIRE SOME FIELD CUTTING.

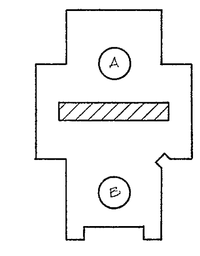

KEY PLAN
NO SCALE

ITEM	REVISION	BY	DATE
2			
1			

JACKSON ELEM. SCHOOL
1100 NORTH & 400 EAST
CHESTERTON, INDIANA

MECH. RM.

A.B.C. PROJECT NO. 72060

SHAMBAUGH & SON, INC.
Fire Protection Division

- FORT WAYNE, INDIANA 9011 FRONT STREET, 46818
- INDIANAPOLIS, INDIANA 1010 EAST SUMNER AVE., 46227
- EVANSVILLE, INDIANA 2131 COMMERCIAL COURT, 47712

DEGREE OF SPRINKLER	165°	212°	286°	
TYPE OF SPRINKLER	B.U.	B.U.	B.U.	
TOTAL SPRINKLERS	32	2	4	
TOTAL THIS SHEET	36	TOTAL THIS JOB	[illegible]	
APPROVAL AGENCY	STATE FIRE MARSHAL			

DRAWN BY	DATE	SCALE	JOB NO	DWG NO
TBF	1-12-88	AS NOTED	[illegible]	[illegible]

82-4-07