RM. NO.	ROOM NAME	CEILING MATERIAL	CEILING HEIGHT
A-101	Vestibule	Acoust. Board	9'0"
A-102	Custodian	Acoust. Board	9'0"
A-103	Boys	Aluminum Acoust. Board	9'0"
A-104	Girls	Aluminum Acoust. Board	9'0"
A-105	Wet Area	Acoust. Board	9'0"
A-106	Workroom	Acoust. Board	9'0"
* A-107	Learning Area	Acoust. Board	10'0"
A-108	Small Group	Acoust. Board	10'0"
A-109	Vestibule	Acoust. Board	9'0"
A-110	Small Group	Acoust. Board	10'0"
* A-111	Learning Area	Acoust. Board	10'0"
A-112	Vestibule	Acoust. Board	9'0"
A-113	Custodian	Acoust. Board	9'0"
A-114	Boys	Aluminum Acoust. Board	9'0"
A-115	Girls	Aluminum Acoust. Board	9'0"
A-116	Wet Area	Acoust. Board	9'0"
A-117	Workroom	Acoust. Board	9'0"
* A-118	Learning Area	Acoust. Board	10'0"
A-119	Small Group	Acoust. Board	10'0"
A-120	Vestibule	Acoust. Board	9'0"
A-121	Small Group	Acoust. Board	10'0"
* A-122	Learning Area	Acoust. Board	10'0"
A-123	Vestibule	Acoust. Board	9'0"
A-124	Custodian	Acoust. Board	9'0"
A-125	Boys	Aluminum Acoust. Board	9'0"
A-126	Girls	Aluminum Acoust. Board	9'0"
A-127	Wet Area	Acoust. Board	9'0"
A-128	Workroom	Acoust. Board	9'0"
A-129	Corridor	Acoust. Board	9'0"
A-130	Women	Aluminum Acoust. Board	9'0"
A-131	Vestibule	Acoust. Board	9'0"
A-132	Vestibule	Acoust. Board	9'0"
A-133	Men	Aluminum Acoust. Board	9'0"
A-134	Media Office	Acoust. Board	9'0"
A-135	AV Stge & Workroom	Acoust. Board	9'0"
A-136	Prof. Library	Acoust. Board	9'0"
A-137	Storage	Acoust. Board	9'0"
A-138	Seminar	Acoust. Board	9'0"
A-139	Speech & Hearing	Acoust. Board	9'0"
A-140	Storage	Acoust. Board	9'0"
A-141	Reading	Acoust. Board	9'0"
A-142	Corridor	Acoust. Board	9'0"
A-143	Media Center	Acoust. Board	12'0"
A-144	Guidance	Acoust. Board	9'0"
1-A	Stair	Exposed Construction	
2-A	Stair	Exposed Construction	

* 4 ROOMS HAVE IDENTICAL ROOM DIMENSIONS.



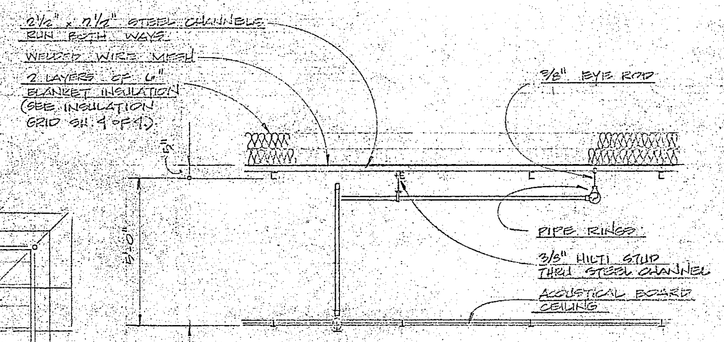

HANGER DETAIL
SCALE: 3/8" = 1'-0"

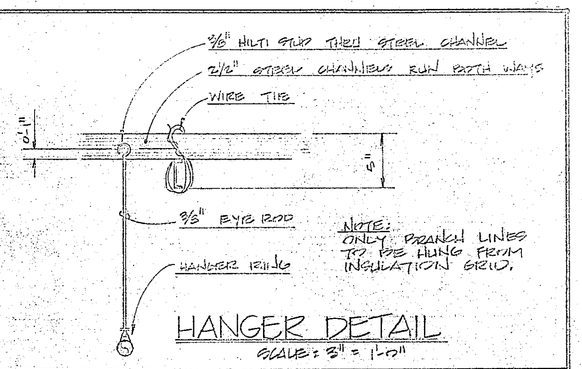

HANGER DETAIL
SCALE: 3/8" = 1'-0"

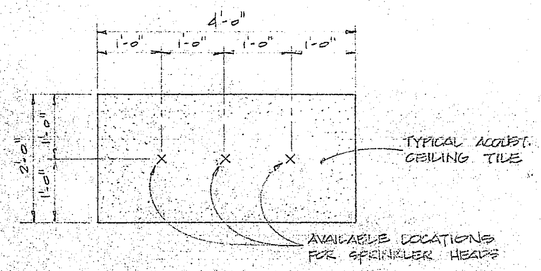

SPRKLR. HEAD LOCATION DETAIL
SCALE: 3/4" = 1'-0"

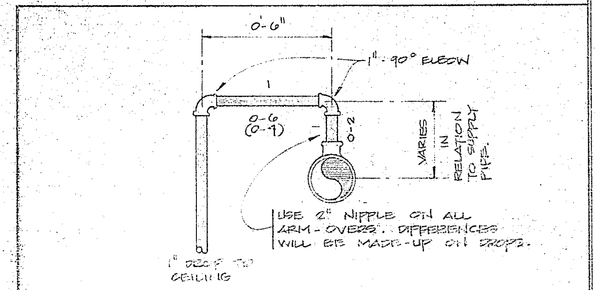

TYP. ARM-OVER DETAIL
SCALE: 3/8" = 1'-0"

* NOTE:
ALL SPKLR. HEADS WILL BE ARMED-OVER AS SHOWN ABOVE UNLESS OTHERWISE NOTED.

GENERAL NOTES

1. ALL WORK AND MATERIALS SHALL CONFORM TO NFPA # 13, 1980, AND ALL STATE AND LOCAL REGULATIONS.
2. THE SYSTEM IS DESIGNED ON A LIGHT HAZARD OCCUPANCY (EXCEPT FOR THE MECHANICAL ROOM) WITH PIPE SIZED I.A.W. TABLE 3-5.2 AND HEADS SPACED, TABLE 4-2.2.1.1 NFPA # 13, 1980.
3. MECHANICAL ROOM IS DESIGNED FOR ORDINARY HAZARD OCCUPANCY, HEAD SPACING NOT TO EXCEED 130 SQ. FT.
4. SPRINKLER HEADS ARE GEM, 165°, ½", K = 5.6.
5. ALL PIPING SHALL BE TESTED I.A.W. NFPA #13, 1980 AT 200 PSI FOR 2 HOURS.
6. FIRE DEPARTMENT CONNECTION THREADS SHALL CONFORM TO LOCAL FIRE DEPARTMENT, SEE SHT. 3 OF 4
7. AREA ABOVE CEILING AND BELOW INSULATION IS TO BE KEPT AT A TEMPERATURE ABOVE FREEZING. SPRINKLER SYSTEM SHALL BE WET TYPE, WITH WATER FLOW INDICATOR FOR ELECTRIC ALARMING.
8. MOST AREA PROTECTED BY ONE SYSTEM IS 30,000 SQ. FT.

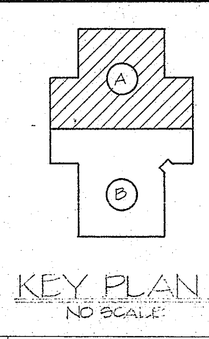

KEY PLAN
NO SCALE

ITEM	REVISION	BY	DATE
2			
1			

JACKSON ELEM. SCHOOL
1100 NORTH & 400 EAST
CHESTERTON, INDIANA

UNIT "A"

A.B.C. PROJECT NO. 72069

SHAMBAUGH & SON, INC.
Fire Protection Division

- FORT WAYNE, INDIANA 9011 FRONT STREET, 46818
- INDIANAPOLIS, INDIANA 1010 EAST SUMNER AVE., 46227
- EVANSVILLE, INDIANA 2131 COMMERCIAL COURT, 47712

DEGREE OF SPRINKLER	165°		
TYPE OF SPRINKLER	G.P.		
TOTAL SPRINKLERS	247		
TOTAL THIS SHEET	247	TOTAL THIS JOB	522
APPROVAL AGENCY	STATE FIRE MARSHAL, IND.		

DRAWN BY	DATE	SCALE	JOB NO.	DWG. NO.
TGP	1-12-88	1/8" = 1'-0"	4322 a	2 of 3