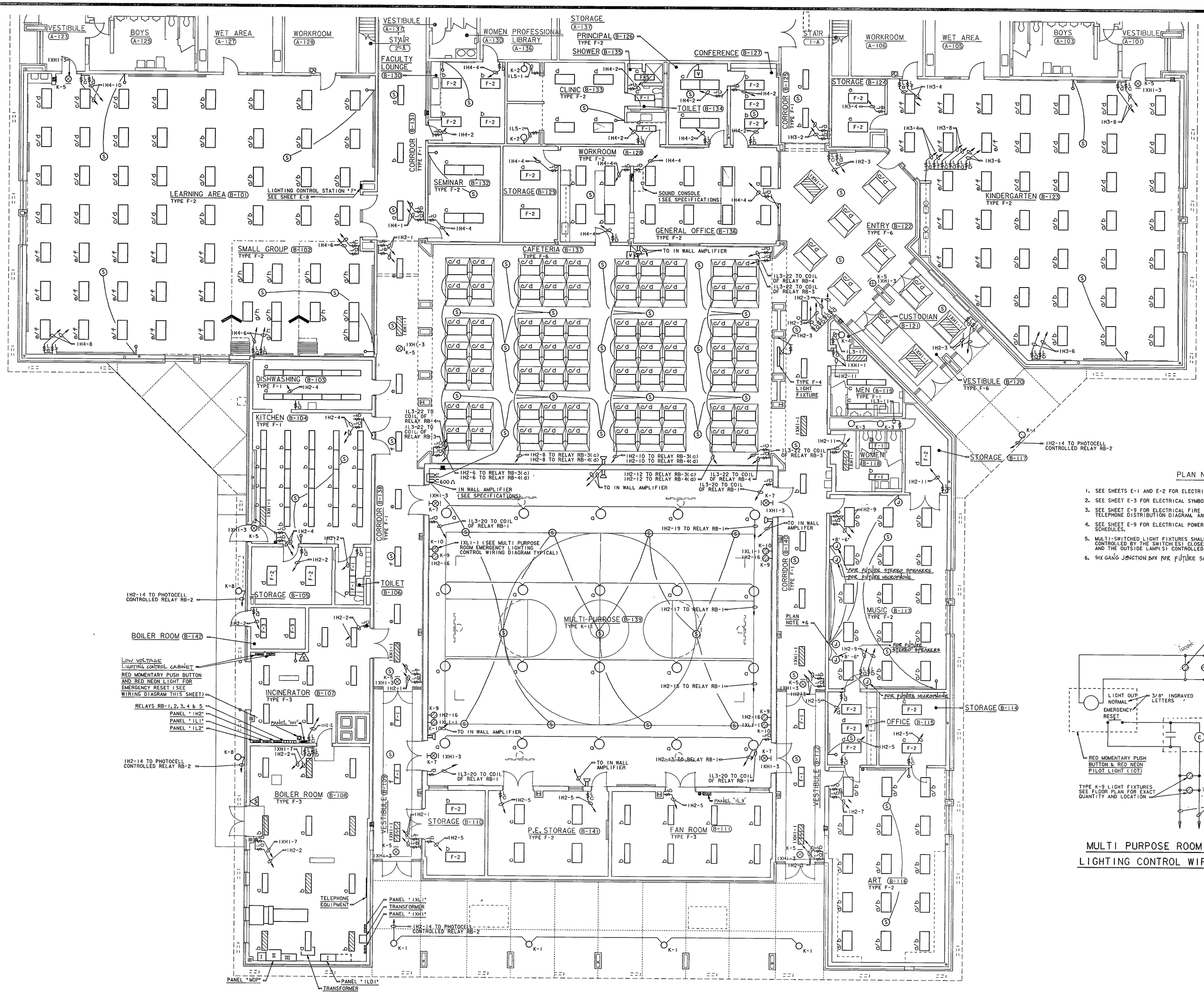

UNIT "B" ELECTRICAL FIRST FLOOR LIGHTING PLAN

SCALE: 1/8" = 1'-0"

PLAN NOTES

1. SEE SHEETS E-1 AND E-2 FOR ELECTRICAL SITE PLANS.
2. SEE SHEET E-3 FOR ELECTRICAL SYMBOLS, SCHEDULES, DETAILS AND NOTES.
3. SEE SHEET E-9 FOR ELECTRICAL FIRE ALARM DISTRIBUTION DIAGRAM, TELEPHONE DISTRIBUTION DIAGRAM, AND TELEVISION DISTRIBUTION DIAGRAM.
4. SEE SHEET E-9 FOR ELECTRICAL POWER DISTRIBUTION DIAGRAM AND PANEL SCHEDULES.
5. MULTI-SWITCHED LIGHT FIXTURES SHALL HAVE THE MIDDLE LAMP(S) CONTROLLED BY THE SWITCH(ES) CLOSEST TO THE DOOR OPENING AND THE OUTSIDE LAMP(S) CONTROLLED BY THE OTHER SWITCH(ES).
6. SIX GANG JUNCTION BOX FOR FUTURE SOUND SYSTEM CONTROLS.

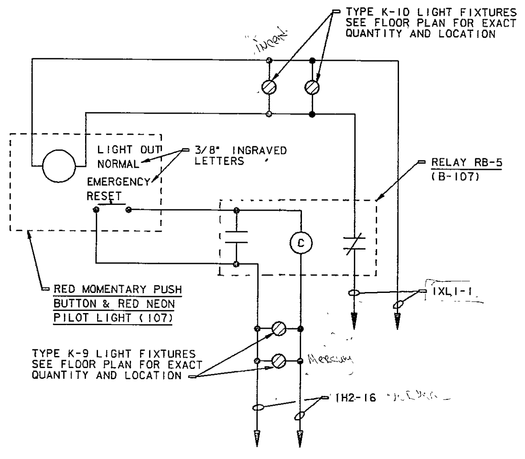

MULTI PURPOSE ROOM EMERGENCY LIGHTING CONTROL WIRING DIAGRAM

NO SCALE

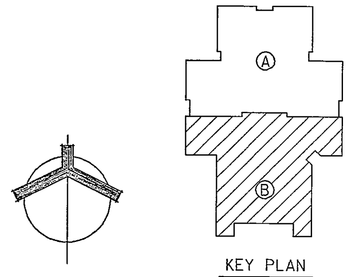

KEY PLAN

NO SCALE

EVERETT I. BROWN COMPANY
ARCHITECTS ENGINEERS
• INDIANAPOLIS, INDIANA • 46241
• PARK FLETCHER •

5500 WEST BRADBURY AVENUE

JACKSON ELEMENTARY SCHOOL

JAMES W. ROBERTS REGISTERED 8583 STATE OF INDIANA PROFESSIONAL ENGINEER

PROJECT	DATE	REVISED
12519.00	MAY 3, 1982	

NO. E-6
OF 22

82-E-04

© EVERETT I. BROWN COMPANY