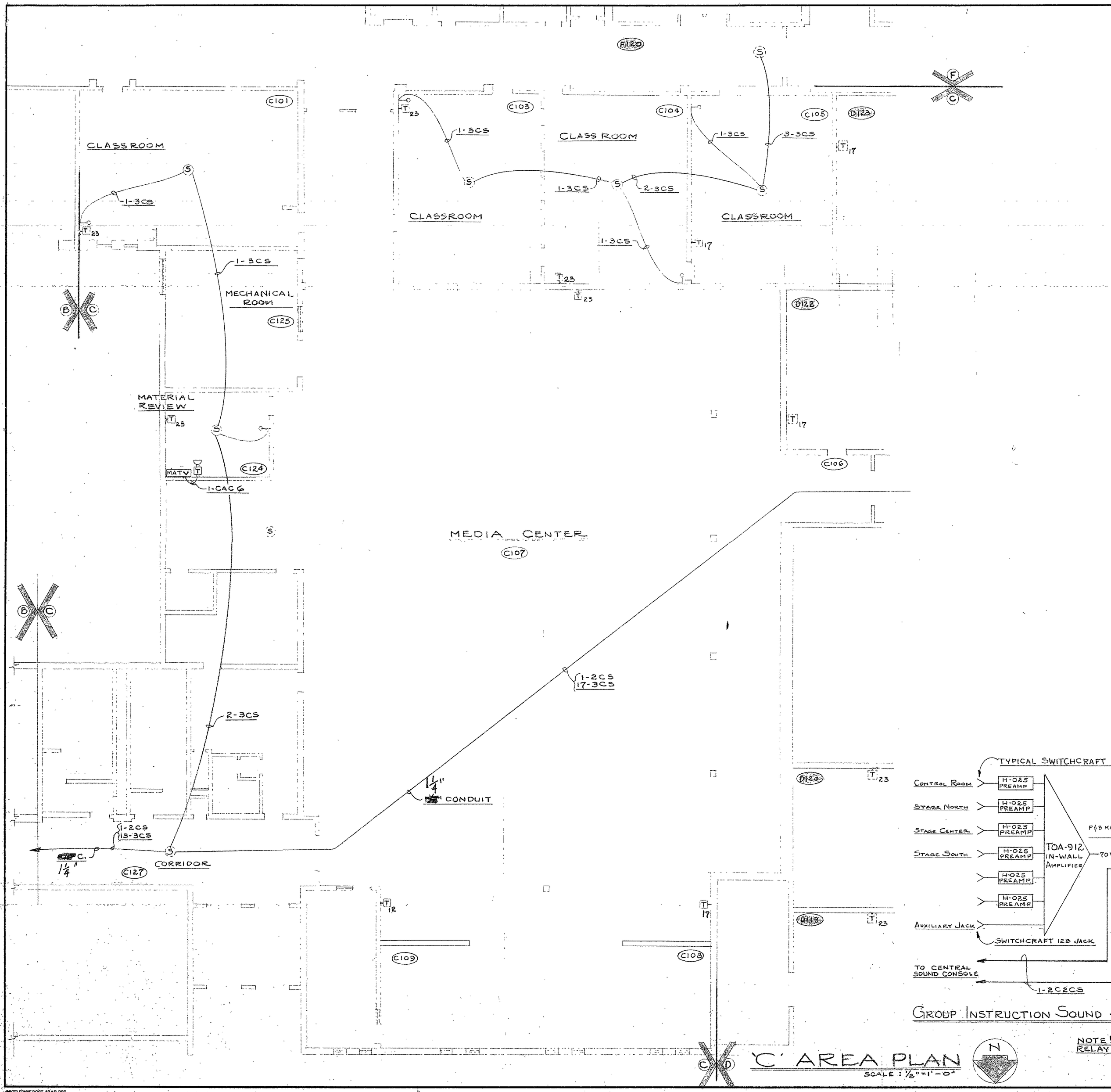

SYMBOL LEGEND

SYMBOL	QTY	DESCRIPTION	BACK BOX	BACK BOX LOCATION F=FLUSH S=SURFACE		BACK BOX SUPPLIER
CON	1	CENTRAL SOUND CONSOLE JUNCTION BOX	12"x12"x4" FC	F	12" A.F.F.	E.C.
AMP	1	GROUP INSTRUCTION AMPLIFIER	TOA BX-9F	•	48" A.F.F.	E.S.Co.
SS JB	4	STEREO SYSTEM CONTROL BOX	APPLETON MWG-350 OR EQUAL 6-GANG, 3½" DEEP	•	A/C ~~RECEPT.~~ HEIGHT SWITCHPLATE	E.C.
S		CEILING SPEAKER	SOUNDOLIER 96-8 BOX W/ SOUNDOLIER 81-8 TILE SUPPORT	•	IN CEILING, WHERE SHOWN	E.S.Co.
		SURFACE WALL SPEAKER	STANDARD 1-GANG	•	NEXT TO UNISTRUT	E.C.
		MUSIC/CHORAL MONITOR	STANDARD 1-GANG	•	10'-0" A.F.F.	E.C.
S		HORN SPEAKER	STANDARD 2-GANG	•	24" BELOW CEILING	E.C.
		CALL-IN SWITCH	STANDARD 1-GANG	•	A/C SWITCHPLATE HGT.	E.C.
		FLOOR MICROPHONE JACK	LEW 5325B-BE-NS	•	IN FLOOR, WHERE SHOWN	E.C.
		WALL MICROPHONE JACK	STANDARD 1-GANG	•	A/C RECEPT. HEIGHT	E.C.
		600 OHM AUXILIARY JACK	STANDARD 1-GANG	•	A/C RECEPTACLE HGT.	E.C.
		SPEAKER VOLUME CONTROL	APPLETON MWI-350 OR EQUAL 1-GANG, 3½" DEEP	•	A/C SWITCHPLATE HGT.	E.C.
S	14	CEILING SPEAKER	LOWELL STP	F	IN CLG, WHERE SHOWN	E.S.Co.
MATV	1	MASTER ANTENNA CONTROL CAB.	SOUNDOLIER 300-42	F	42" A.F.F.	E.S.Co.
T		R.F. TELEVISION JACK	STANDARD 2-GANG, 3½" D.	•	A/C RECEPT. HEIGHT	E.C.
		R.F./VIDEO TELEV. INPUT JACK	STANDARD 2-GANG, 3½" D.	•	A/C RECEPTACLE HGT.	E.C.
		75 OHM, ½W., TERMINATING RESISTOR	N/A		N/A	N/A

QUANTITIES NOT VERIFIED

CABLE LEGEND

SYMBOL	DESCRIPTION	SYSTEM	MANUFACTURER	TYPE	SUPPLIER
2CS	2-CONDUCTOR #20-STRANDED, SHIELDED & JACKETED	SOUND	WEST PENN	292	E.S.Co.
3CS	3-CONDUCTOR #20- , ,	•	•	302	•
2C2CS	2-CONDUCTOR #20- PLUS 2-CONDUCTOR #20- UNSHIELDED	•	•	359	•
2C18	2-CONDUCTOR #18 , AND JACKETED	•	•	224	•
~~[illegible]~~	~~[illegible]~~	~~[illegible]~~	~~[illegible]~~	~~[illegible]~~	~~[illegible]~~
CAC6	CAC6 75 OHM COAXIAL CABLE	TELEVISION	•	842	•

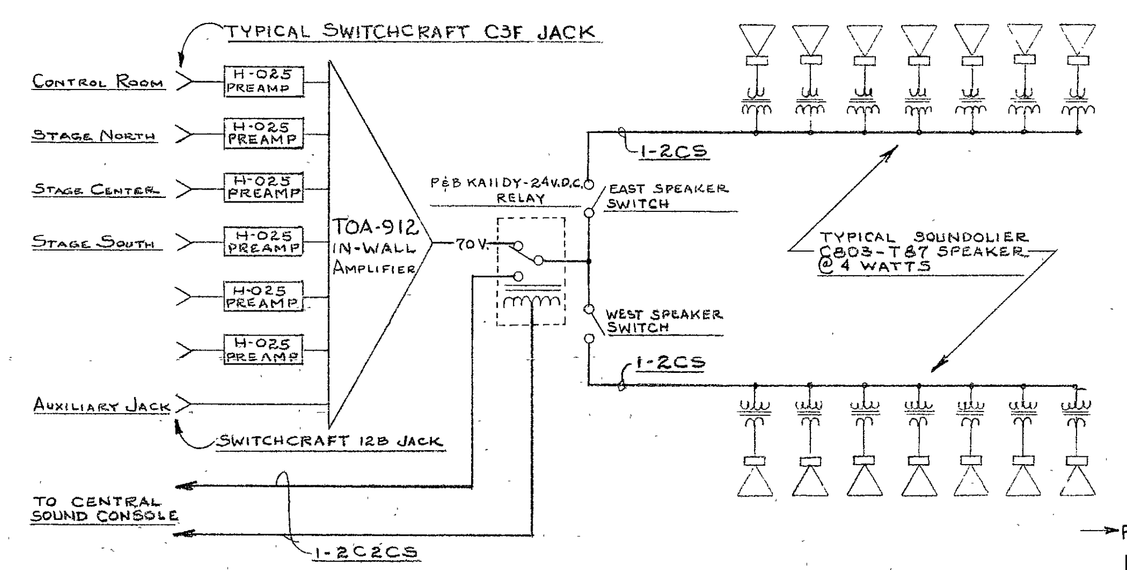

GROUP INSTRUCTION SOUND SYSTEM BLOCK DIAGRAM

NOTE! RELAY SHOWN IN DEACTIVATED POSITION

APPROVED AS NOTED
DEC 08 1982
EVERETT I. BROWN CO.
BY

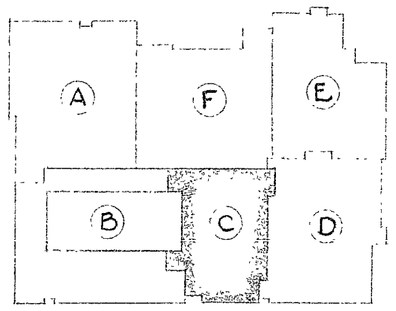

KEY PLAN
NO SCALE

→FOR GENERAL NOTES, SEE SHEET #1

ELECTRONIC SERVICE CO., INC.
SOUTH BEND INDIANA

SCALE: AS NOTED | APPROVED BY | DRAWN BY JCL
DATE:

LIBERTY MIDDLE SCHOOL
CHESTERTON INDIANA

SOUND/TV SYSTEMS CONDUIT/WIRING | DRAWING NUMBER H-82058-L #3 of 7

82-05-03

TELEDYNE POST 18AB-203