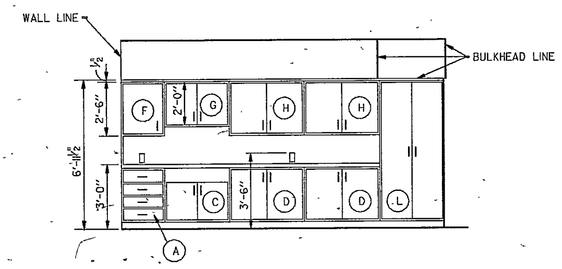

ELEVATION
SCALE: 1/4" = 1'-0"
E1a A-16

ROOM:
WORKROOM B-128

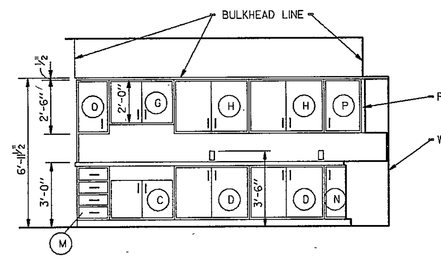

ELEVATION
SCALE: 1/4"=1'-0"
E1b A-16

ROOM:
A.V. STORAGE AND WORKROOM A-135

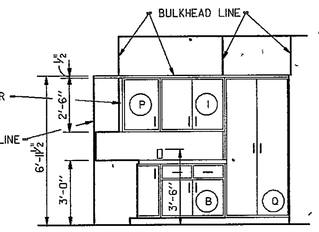

ELEVATION
SCALE: 1/4"=1'-0"
E1b A-16

ROOM:
A.V. STORAGE AND WORKROOM A-135

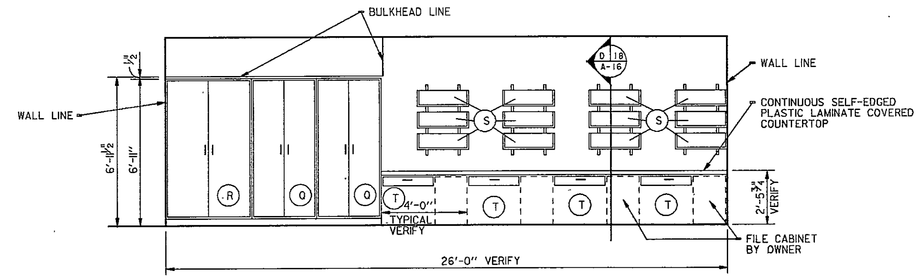

ELEVATION
SCALE: 1/4" = 1'-0"
E1a A-16

ROOM:
WORKROOM A-109, A-117, A-128

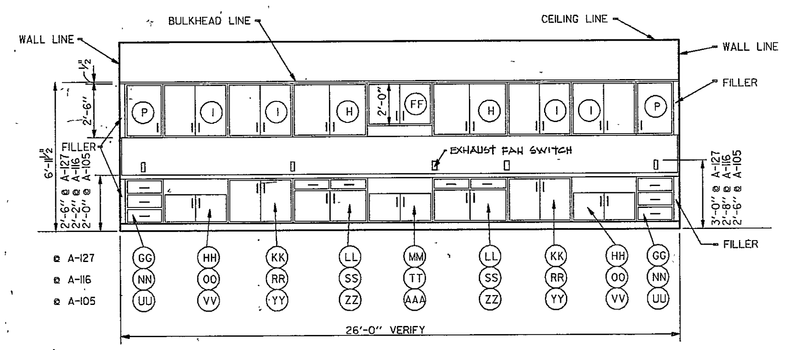

ELEVATION
SCALE: 1/4" = 1'-0"
E1a A-16

ROOM:
WET AREA A-105, A-116, A-127

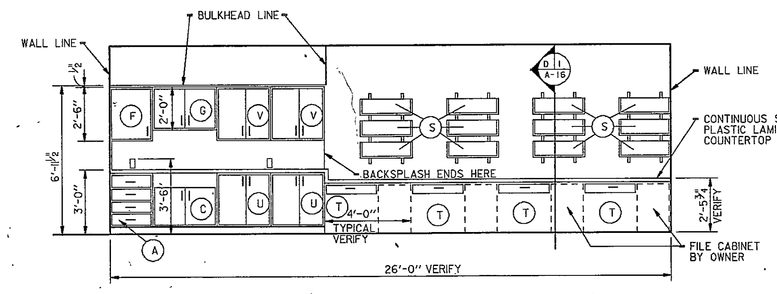

ELEVATION
SCALE: 1/4" = 1'-0"
E1a A-16

ROOM:
WORKROOM A-117, A-128

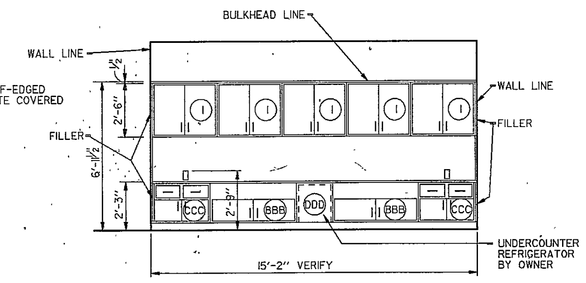

ELEVATION
SCALE: 1/4" = 1'-0"
E1a A-16

ROOM:
KINDERGARTEN B-123

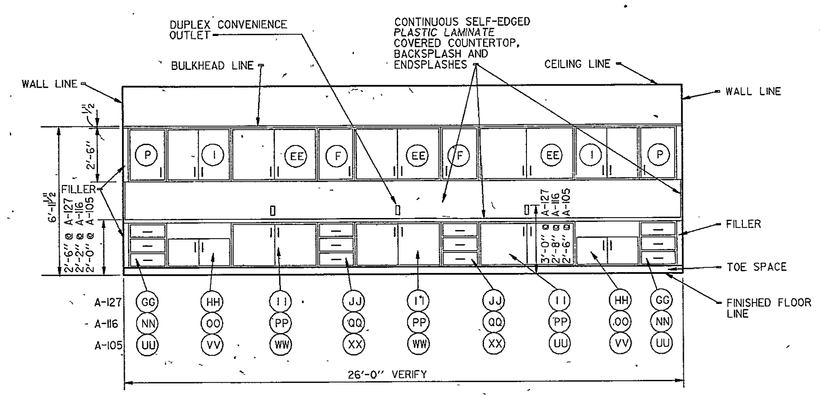

ELEVATION
SCALE: 1/4" = 1'-0"
E1a A-16

ROOM:
WET AREA A-105, A-116, A-127

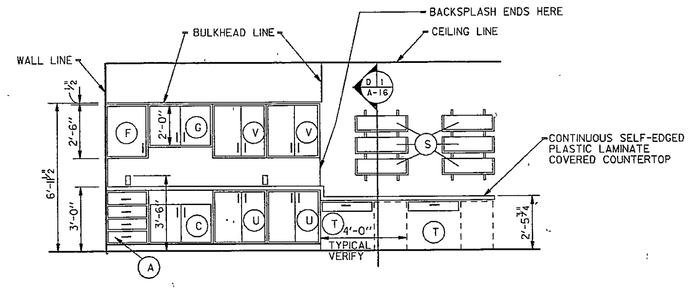

ELEVATION
SCALE: 1/4" = 1'-0"
E1a A-16

ROOM:
WORKROOM A-106

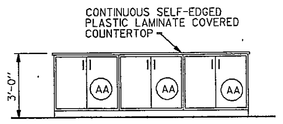

ELEVATION
SCALE: 1/4" = 1'-0"
E1i A-16

ROOM:
WORKROOM B-128

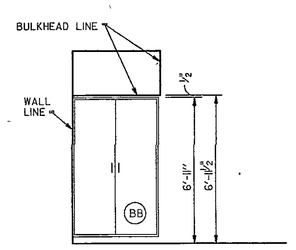

ELEVATION
SCALE: 1/4" = 1'-0"
E1a A-16

ROOM:
GUIDANCE A-144

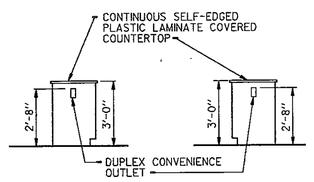

ELEVATION
SCALE: 1/4" = 1'-0"
E1i A-16

ROOM:
WORKROOM B-128

ELEVATION
SCALE: 1/4" = 1'-0"
E1a A-16

ROOM:
WORKROOM B-128

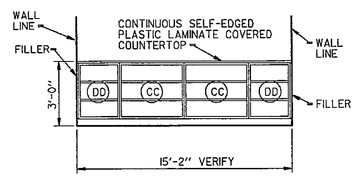

ELEVATION
SCALE: 1/4" = 1'-0"
E1a A-16

ROOM:
CONFERENCE B-127

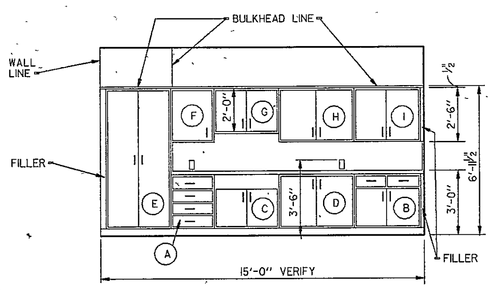

ELEVATION
SCALE: 1/4" = 1'-0"
E1a A-16

ROOM:
OFFICE B-115

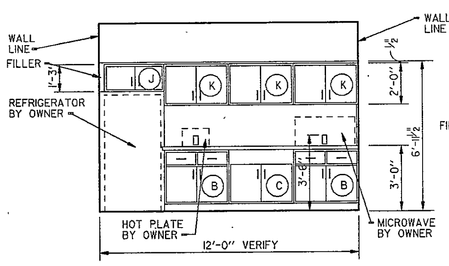

ELEVATION
SCALE: 1/4" = 1'-0"
E1a A-16

ROOM:
FACULTY LOUNGE B-130

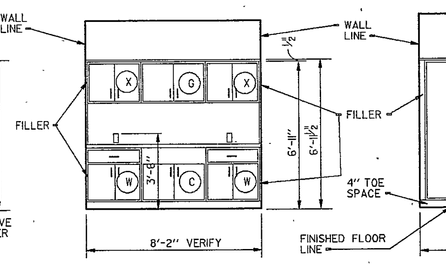

ELEVATION
SCALE: 1/4" = 1'-0"
E1a A-16

ROOM:
CLINIC B-133

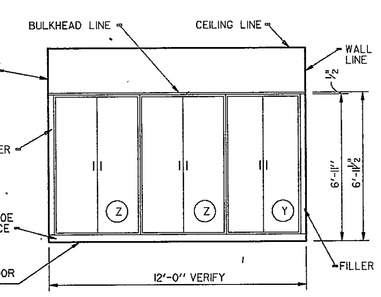

ELEVATION
SCALE: 1/4" = 1'-0"
E1i A-16

ROOM:
READING A-141

BUILT-IN CABINETWORK
SCALE AS NOTED CONTRACT NUMBER 44

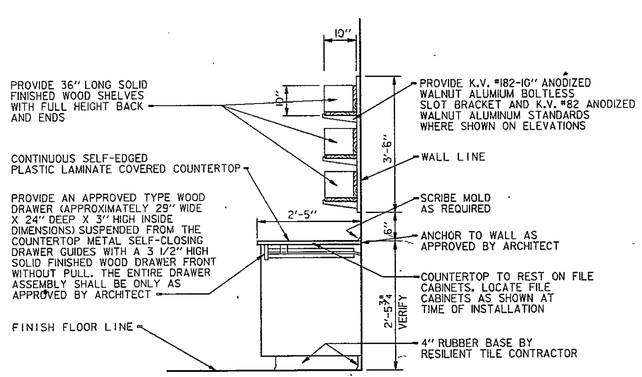

DETAIL
NO SCALE
D1i A-16

EQUIPMENT SCHEDULE

MARK	CATALOG NUMBER	DESCRIPTION
A.	DB24244	DRAWER BASE UNIT
B.	DB36242	DRAWER AND CUPBOARD BASE UNIT
C.	SB3624	SINK BASE UNIT WITH: A. ONE JUST MANUFACTURING COMPANY, MODEL #SL-2133-A-GR STAINLESS STEEL SINK B. ONE CHICAGO FAUCET #100 HOT AND COLD WATER SWING SPOUT C. ONE JUST MANUFACTURING COMPANY, MODEL #J35 STRAINER, CRUMB CUP, TAILPIECE AND CAST BRASS "P" TRAP
D.	B4224	CUPBOARD BASE UNIT
E.	T361	WARDROBE - GENERAL SHELF STORAGE CASE
F.	W2430	WALL CABINET
G.	W3624	WALL CABINET
H.	W4230	WALL CABINET
I.	W3630	WALL CABINET
J.	W36I5 MODIFIED	WALL CABINET MODIFIED TO 2'- 9" IN OVERALL LENGTH
K.	W3624	WALL CABINET
L.	T363	WARDROBE STORAGE CASE
M.	DB18244	DRAWER BASE UNIT
N.	RCB3624	REVOLVING CORNER BASE UNIT
O.	W1830	WALL CABINET
P.	W2130	WALL CABINET
Q.	T362	GENERAL SHELF STORAGE CASE
R.	T481 MODIFIED	WARDROBE - GENERAL SHELF STORAGE CASE MODIFIED TO HAVE A 2'- 0" COAT STORAGE AND A SHELF STORAGE SPACE MODIFIED ACCORDINGLY
S.	SPECIAL	WORK STATION WALL SHELVES AND BRACKETS. SEE DETAIL D-1 THIS SHEET
T.	SPECIAL	DESK UNIT. SEE DETAIL D-1 THIS SHEET
U.	B3024	CUPBOARD BASE UNIT
V.	W3030	WALL CABINET
W.	DB3024	DRAWER AND CUPBOARD BASE UNIT
X.	W3024	WALL CABINET
Y.	T421	WARDROBE - GENERAL SHELF STORAGE CASE
Z.	T482	GENERAL SHELF STORAGE CASE
AA.	B3624	CUPBOARD BASE UNIT
BB.	T483	WARDROBE STORAGE CASE
CC.	OS36	OPEN SHELVING UNIT
DD.	OS24 MODIFIED	OPEN SHELVING UNIT MODIFIED TO 1'- 11"IN OVERALL LENGTH
EE.	W4830	WALL CABINET
FF.	W3624	WALL CABINET WITH KITCHEN AIRE MODEL #3700 STAINLESS STEEL RANGE HOOD COMPLETE WITH BLOWER AND LIGHT READY FOR INSTALLITION
GG.	LDB24243 MODIFIED	DRAWER BASE UNIT MODIFIED TO 1'- 9"IN OVERALL LENGTH
HH.	SB3624 MODIFIED	SINK BASE UNIT MODIFIED TO 2'- 6"IN OVERALL HEIGHT INCLUDING COUNTER TOP WITH: A. ONE JUST MANUFACTURING COMPANY MODEL #SL-2133-A-GR STAINLESS STEEL SINK B. ONE CHICAGO FAUCET #100 HOT AND COLD WATER SWING SPOUT C. ONE JUST MANUFACTURING COMPANY MODEL #J35 STRAINER, CRUMB CUP, TAILPIECE AND CAST BRASS "P" TRAP
II.	LB4824	CUPBOARD BASE UNIT
JJ.	LDB24243	DRAWER BASE UNIT
KK.	LB3624	CUPBOARD BASE UNIT
LL.	LDB48242 MODIFIED	DRAWER AND CUPBOARD BASE UNIT MODIFIED TO 3'- 6" IN OVERALL LENGTH
MM.	RB3624 MODIFIED	BUILT-IN RANGE BASE UNIT MODIFIED TO 2'- 6" IN OVERALL HEIGHT INCLUDING COUNTERTOP, RANGE BY OWNER.
NN.	LDB24243 MODIFIED	DRAWER BASE UNIT MODIFIED TO 1'- 9" IN OVERALL LENGTH AND 2'- 2" IN OVERALL HEIGHT INCLUDING COUNTERTOP
OO.	SB3624 MODIFIED	SINK BASE UNIT MODIFIED TO 2'- 2" IN OVERALL HEIGHT INCLUDING COUNTERTOP WITH: A. ONE JUST MANUFACTURING COMPANY MODEL #SL-2133-A-GR STAINLESS STEEL SINK B. ONE CHICAGO FAUCET #100 HOT AND COLD WATER SWING SPOUT C. ONE JUST MANUFACTURING COMPANY MODEL #J35 STRAINER, CRUMB CUP, TAILPIECE AND CAST BRASS "P" TRAP
PP.	LB4824 MODIFIED	CUPBOARD BASE UNIT MODIFIED TO 2'- 2" IN OVERALL HEIGHT INCLUDING COUNTERTOP
QQ.	LDB24243 MODIFIED	DRAWER BASE UNIT MODIFIED TO 2'- 2" IN OVERALL HEIGHT INCLUDING COUNTERTOP
RR.	LB3624 MODIFIED	CUPBOARD BASE UNIT MODIFIED TO 2'- 2" IN OVERALL HEIGHT INCLUDING COUNTERTOP
SS.	LDB48242 MODIFIED	DRAWER AND CUPBOARD BASE UNIT MODIFIED TO 3'- 6"IN OVERALL LENGTH AND 2'- 2" IN OVERALL HEIGHT INCLUDING COUNTERTOP
TT.	RB3624 MODIFIED	BUILT-IN RANGE BASE UNIT MODIFIED TO 2'- 2" IN OVERALL HEIGHT INCLUDING COUNTERTOP. RANGE BY OWNER.
UU.	LDB24243 MODIFIED	DRAWER BASE UNIT MODIFIED TO 1'- 9"IN OVERALL LENGTH AND 2'- 0"IN OVERALL HEIGHT INCLUDING COUNTERTOP
VV.	SB3624 MODIFIED	SINK BASE UNIT MODIFIED TO 2'- 0" IN OVERALL HEIGHT INCLUDING COUNTERTOP WITH: A. ONE JUST MANUFACTURING COMPANY MODEL #SL-2133-A-GR STAINLESS STEEL SINK B. ONE CHICAGO FAUCET #100 HOT AND COLD WATER SWING SPOUT C. ONE JUST MANUFACTURING COMPANY MODEL #J35 STRAINER, CRUMB CUP, TAILPIECE AND CAST BRASS "P" TRAP
WW.	LB4824 MODIFIED	CUPBOARD BASE UNIT MODIFIED TO 2'- 0" IN OVERALL HEIGHT INCLUDING COUNTERTOP
XX.	LDB24243 MODIFIED	DRAWER BASE UNIT MODIFIED TO 2'- 0" IN OVERALL HEIGHT INCLUDING COUNTERTOP
YY.	LB3624 MODIFIED	CUPBOARD BASE UNIT MODIFIED TO 2'- 0" IN OVERALL HEIGHT INCLUDING COUNTERTOP
ZZ.	LDB48242 MODIFIED	DRAWER AND CUPBOARD BASE UNIT MODIFIED TO 3'- 6" IN OVERALL LENGTH AND 2'- 0" IN OVERALL HEIGHT INCLUDING COUNTERTOP
AAA.	RB3624 MODIFIED	BUILT-IN RANGE BASE UNIT MODIFIED TO 2'- 0" IN OVERALL HEIGHT INCLUDING COUNTERTOP. RANGE BY OWNER.
BBB.	SB4824 MODIFIED	SINK BASE UNIT MODIFIED TO 2'- 3" IN OVERALL HEIGHT INCLUDING COUNTERTOP WITH A. ONE A-TB-2 TOWEL BAR MOUNTED INSIDE BASE B. ONE JUST MANUFACTURING COMPANY #DCR-1735-A-GR-R STAINLESS STEEL SINK AND BUBBLER UNIT WITH #JGN-2 HOT AND COLD WATER GOOSENECK, #JBB-S BUBBLER, #J-35 STRAINER, CRUMB CUP, TAIL PIECE AND CAST BRASS "P" TRAP AND #J-ISFS STRAINER AND TAIL PIECE
CCC.	LDB36342 MODIFIED	DRAWER AND CUPBOARD BASE UNIT MODIFIED TO 2'- 8" IN OVERALL LENGTH AND 2'- 3" IN OVERALL HEIGHT INCLUDING COUNTERTOP
DDD.	SPECIAL	1'- 8" WIDE OPEN SPACE

GENERAL NOTES
(APPLY TO THIS SHEET ONLY)

1. ALL FLOOR MOUNTED CABINETWORK SHALL HAVE A 4" HIGH TOE SPACE UNLESS OTHERWISE NOTED ON THE ELEVATION
2. ALL BASE UNITS SHALL HAVE CONTINUOUS SELF-EDGED PLASTIC LAMINATE COVERED COUNTERTOPS, BACKSPLASHES, AND ENDSPLASHES UNLESS OTHERWISE NOTED ON THE ELEVATION. BACKSPLASHES AND ENDSPLASHES SHALL CONTINUE TO THE BOTTOM OF UPPER WALL CABINETS WHERE THESE OCCUR UNLESS OTHERWISE NOTED ON THE ELEVATION
3. DUPLEX CONVENIENCE OUTLETS ARE SHOWN ON THE ELEVATIONS BY THE SYMBOL
4. THE NOTES ON ELEVATIONS, E-5 AND E-6 OF THIS SHEET ARE TYPICAL FOR ALL ELEVATIONS ON THIS SHEET. THOSE ELEVATIONS THAT DIFFER FROM TYPICAL ARE ACCORDINGLY NOTED

EVERETT · I · BROWN COMPANY
ARCHITECTS ENGINEERS
5500 WEST BRADBURY AVENUE • INDIANAPOLIS, INDIANA • 46241
• PARK FLETCHER •

JACKSON ELEMENTARY SCHOOL

© EVERETT I. BROWN COMPANY

REGISTERED ARCHITECT NO. 2345 STATE OF INDIANA

PROJECT 12579.00 | DATE MAY 3, 1982 | REVISED

NO. A-16
OF 49

8-27-16

R-25
5-16

As BUILTS OCT. 23 1984