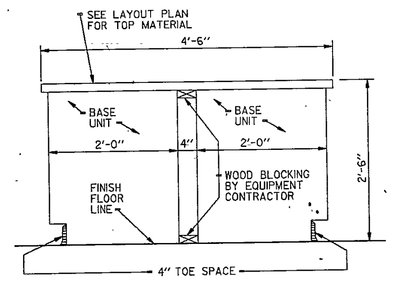

DETAIL
SCALE: 3/4"= 1'-0" (6/2 A-15)

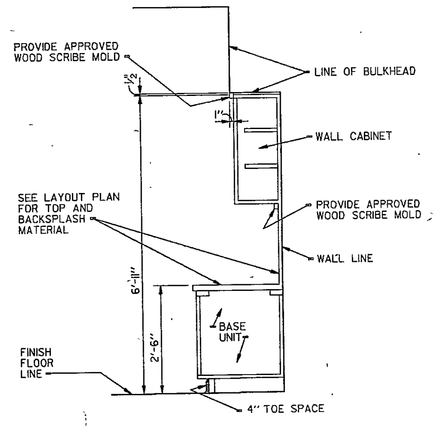

DETAIL
SCALE: 1/2"= 1'-0" (6/1 A-15)

NOTE:
14'-0" X 6'-0" CORKBOARD BY CONTRACTOR. CORKBOARD ONLY SHALL BE FURNISHED BY THE CHALKBOARD CONTRACTOR. THE EQUIPMENT CONTRACTOR SHALL PROVIDE ALL CORKBOARD TRIM. THE CHALKBOARD CONTRACTOR SHALL VERIFY THE EXACT SIZE AND LOCATION OF SAID CORKBOARD WITH THE EQUIPMENT CONTRACTOR

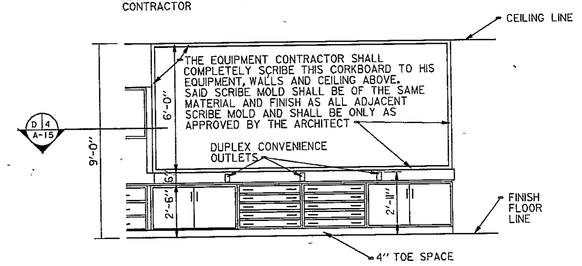

ELEVATION
SCALE: 1/4"= 1'-0" (6/1 A-15)

GENERAL NOTES
(APPLY TO THIS SHEET ONLY)

1. WHERE CASE WORK REQUIRES SHIMMING, ONLY APPROVED METAL SHIMS SHALL BE USED.
2. CHALKBOARDS, CORKBOARDS, HEATING UNITS AND BULKHEADS ARE BY OTHERS UNLESS OTHERWISE NOTED
3. PROVIDE FIXTURES FOR HOT AND COLD WATER AT LOCATIONS INDICATED
4. ALL SHELVES IN ALL TYPES OF UNITS IN ROOMS SHALL BE WOOD UNLESS OTHERWISE NOTED ON THIS SHEET
5. FILLER PANELS, TRIM, AND MOULDING TO BE FURNISHED AND INSTALLED AS REQUIRED. (REQUIRED FOR ALL SHELVING WHERE THEY MEET A WALL, PARTITION OR BULKHEAD)
6. ALL BACKSPLASES AND ENDSPLASHES ARE TO BE 6" HIGH UNLESS NOTED OTHERWISE. WHERE WALL CABINETS OCCUR, ALL BACK SPLASES AND ENDSPLASHES SHALL EXTEND TO UNDERSIDE OF SAID WALL CABINETS
7. THE RESILIENT TILE CONTRACTOR SHALL FURNISH AND INSTALL A 4" HIGH RUBBER COVE BASE AT ALL TOE SPACE AREAS, INCLUDING ALL EXPOSED SURFACES AND SIDES OF CABINET WORK ADJACENT TO TOE SPACES EXCEPT WHERE STEEL BASE GRILLES ARE REQUIRED. STEEL BASE GRILLES SHALL BE 16 GAUGE STEEL WITH PAINTED FINISH AS SELECTED BY THE ARCHITECT, AND HAVE 65% FREE AREA, AND FURNISHED BY THE EQUIPMENT CONTRACTOR
8. ALL SINK UNITS SHALL BE EQUIPPED WITH APPROVED FULL HEIGHT BACKS, SIDES AND FLOORS. A SMOOTH HARD RESIN, FIBRE OVERLAY WHICH SHALL BE WATER AND ABRASION RESISTANT SHALL BE FUSED TO THE BOTTOM OF ALL SINK UNITS

SYMBOL LEGEND
(APPLY TO THIS SHEET ONLY)

⊕ DENOTES A.C. DUPLEX CONVENIENCE OUTLET TO BE FURNISHED BY THE EQUIPMENT CONTRACTOR AND SHALL BE PLACED VERTICALLY IN THE BACKSPLASH (CURB) BY THE ELECTRICAL CONTRACTOR @ 35" FROM FLOOR TO TOP OF OUTLET UNLESS NOTED OTHERWISE ON THIS SHEET

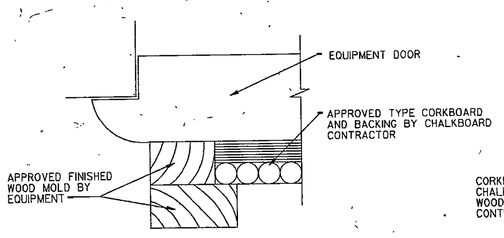

DETAIL
NO SCALE (6/3 A-15)

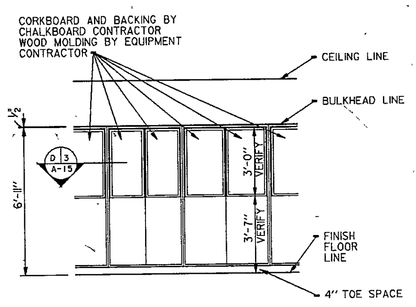

ELEVATION
SCALE: 1/4"= 1'-0" (6/2 A-15)

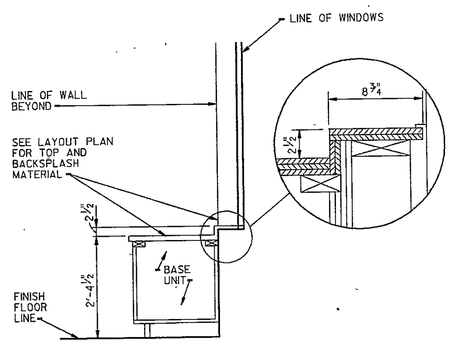

DETAIL
SCALE: 1/2"= 1'-0" (6/5 A-15)

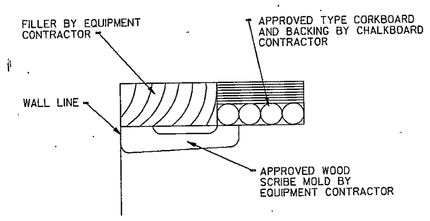

DETAIL
NO SCALE (6/4 A-15)

EQUIPMENT SCHEDULE

MARK	CATALOG NUMBER	DESCRIPTION
A.	LSTB48345	SLIDING TRAY BASE UNIT
B.	DB48348 MODIFIED	FLAT DRAWER BASE UNIT MODIFIED TO BE 36" IN OVERALL LENGTH AND 30" IN OVERALLL HEIGHT INCLUDING COUNTERTOP AND WITH 5 EQUAL DRAWERS
C.	LDB24243	DRAWER BASE UNIT
D.	RCB3624 MODIFIED	REVOLVING CORNER BASE UNIT MODIFIED TO BE 30" IN OVERALL HEIGHT INCLUDING COUNTERTOP
E.	SB3624 MODIFIED	SINK BASE UNIT MODIFIED TO BE 30" IN OVERALL HEIGHT INCLUDING COUNTERTOP AND WITH: A. ONE JUST MANUFACTURING COMPANY MODEL #SX-2133-A-GR STAINLESS STEEL SINK B. ONE CHICAGO FAUCET MODEL #100 HOT AND COLD WATER SWING SPOUT C. ONE JUST MANUFACTURING COMPANY MODEL #J35 STRAINER WITH TAILPIECE D. ONE WADE MODEL #W-574- 1 1/2" INTERCEPTOR TRAP
F.	LB3624	CUPBOARD BASE UNIT
G.	LB4224	CUPBOARD BASE UNIT
H.	W2430	UPPER WALL CABINET
I.	W4230 MODIFIED	UPPER WALL CABINET MODIFIED TO BE 38" IN OVERALL LENGTH
J.	W3630	UPPER WALL CABINET
K.	W2130	UPPER WALL CABINET
L.	S54W562 HAMILTON CATALOG NUMBER MODIFIED	SPRAY BOOTH MODIFIED TO BE 30" IN OVERALL HEIGHT TO WORK SURFACE AND WITH: A. EXHAUST MOTOR AND CONTROL B. DUPLEX CONVENIENCE OUTLET IN FRONT RAIL C. TRANSITE ASBESTOS COUNTERTOP ON BASE UNIT
M.	T482 MODIFIED	GENERAL SHELF STORAGE CASE MODIFIED AS FOLLOWS: A. ENTIRE CASE TO BE LINED WITH GALVANIZED SHEET METAL B. FIVE ADJUSTABLE EXPANDED METAL SHELVES C. DRIP PAN AT BOTTOM OF CASE D. AIRTIGHT RUBBER GASKETS FOR DOORS
N.	T48I3R MODIFIED	GENERAL SHELF STORAGE CASE, BLIND RIGHT, WITH CORKBOARD ON UPPER HALF OF DOORS
O.	T48I MODIFIED	GENERAL SHELF STORAGE CASE WITH CORKBOARD ON UPPER HALF OF DOORS
P.	T48I5 MODIFIED	TOTE TRAY STORAGE CASE WITH CORKBOARD ON UPPER HALF OF DOORS
Q	T422 MODIFIED	GENERAL SHELF STORAGE CASE MODIFIED TO HAVE: A. ONE FIXED SHELF AT 36" ABOVE FINISH FLOOR B. SIX 2- 3/4" X 21-1/8" X 35-1/2" SLIDING TRAYS IN LOWER HALF OF CASE C. TWO ADJUSTABLE SHELVES IN UPPER HALF OF CASE D. CORKBOARD ON UPPER HALF OF DOORS
R.	T426 MODIFIED	SECTIONAL STORAGE CASE WITH CORKBOARD ON UPPER HALF OF DOORS
S.	LDB24243 MODIFIED	DRAWER BASE UNIT MODIFIED TO 2'-4 1/2" IN OVERALL HEIGHT INCLUDING COUNTERTOP
T.	LB3624 MODIFIED	CUPBOARD BASE UNIT MODIFIED TO 2'-4 1/2" IN OVERALL HEIGHT INCLUDING COUNTERTOP
U.	LB4224 MODIFIED	CUPBOARD BASE UNIT MODIFIED TO 2'-4 1/2" IN OVERALL HEIGHT INCLUDING COUNTERTOP

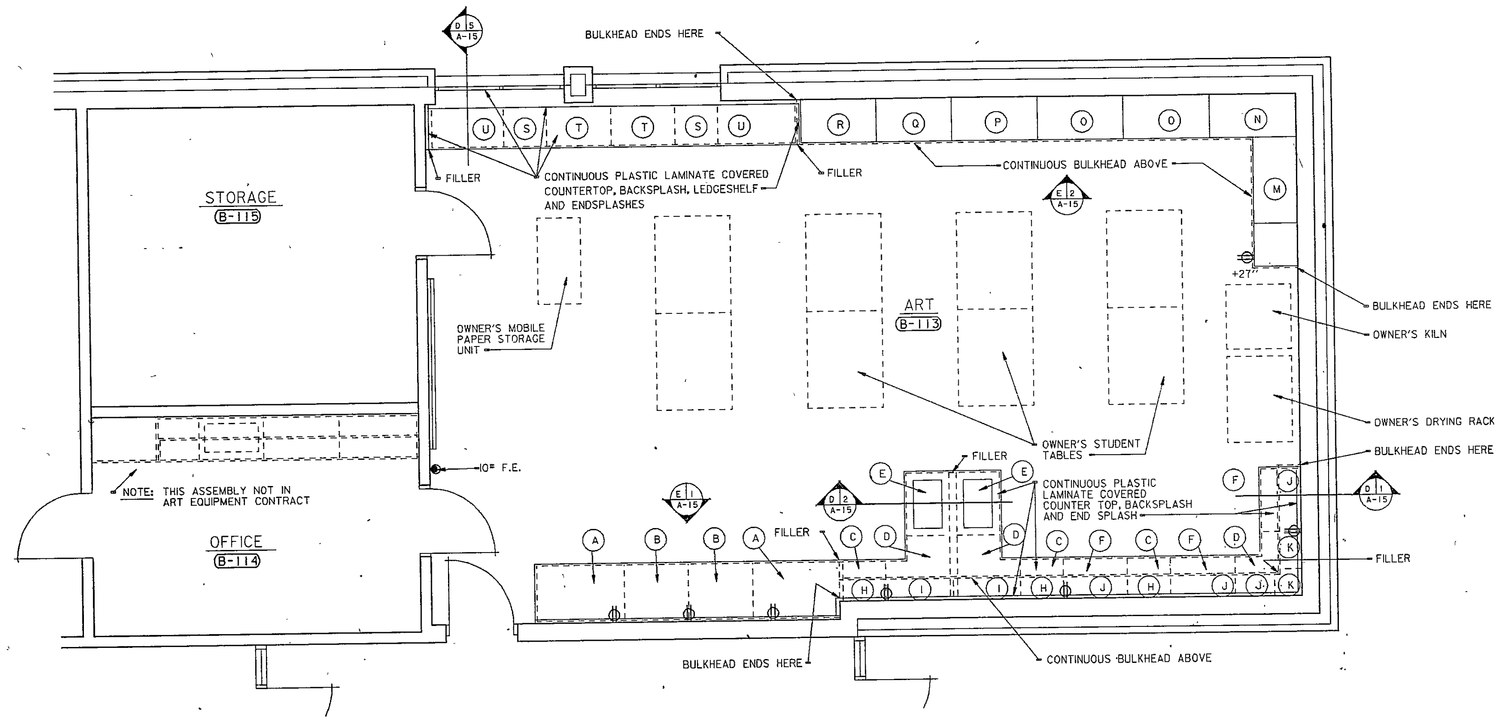

ART EQUIPMENT LAYOUT
SCALE: 1/4"= 1'-0" CONTRACT NUMBER 41

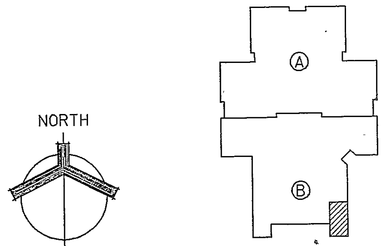

KEY PLAN
NO SCALE

5-12

EVERETT I. BROWN COMPANY
ARCHITECTS ENGINEERS
• INDIANAPOLIS, INDIANA • 46241
• PARK FLETCHER •
© EVERETT I. BROWN COMPANY

EVERETT I. BROWN COMPANY
5500 WEST BRADBURY AVENUE • INDIANAPOLIS, INDIANA • 46241
JACKSON ELEMENTARY SCHOOL

REGISTERED ARCHITECT
NO. 2345
STATE OF INDIANA

PROJECT 12513.00	DATE MAY 3, 1982	REVISED

NO. A-15
OF 49

82-A-15

AS BUILTS. OCT. 23 1984