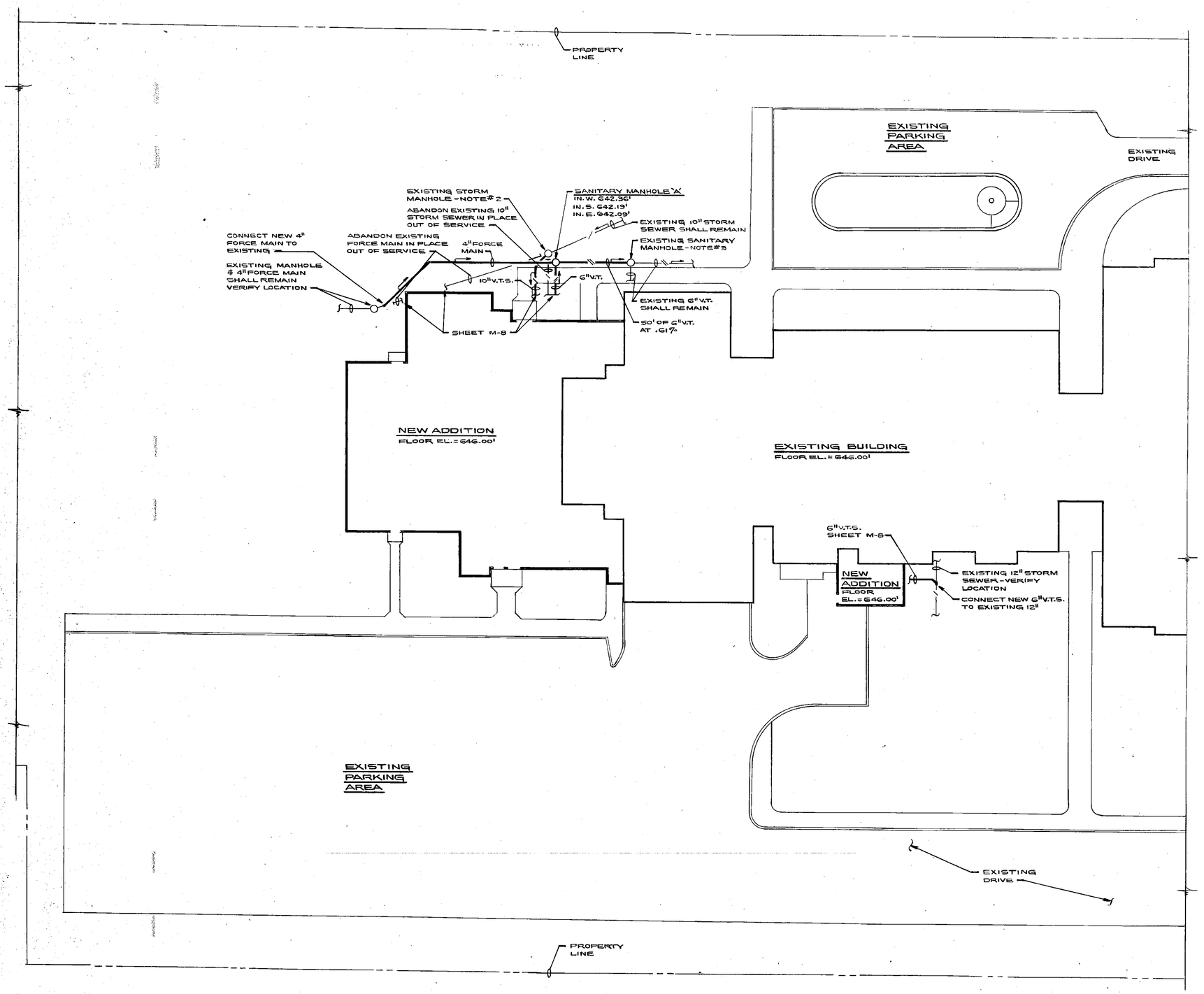

MECHANICAL SITE PLAN

SCALE: 1" = 40'-0"

NORTH

PLAN NOTES

1. See Sheet M-1 for General Notes, Legend and Schedules.
2. Disconnect and plug existing 4" force main and 10" storm sewer at manhole. Connect new 10" V.T.S. to existing manhole as required. Verify existing manhole invert at job site.
3. Connect new 6" V.T. to existing sanitary manhole at invert elevation 641.79'. Verify existing manhole invert before beginning any new sewer work.
4. The Mechanical Contractor shall verify existing conditions at job site and shall adjust his work accordingly to any variations or deviations in existing conditions from those shown on the plans.

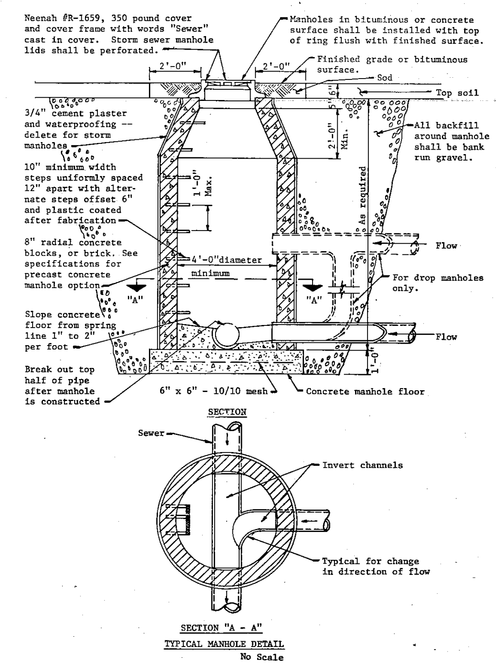

SECTION "A - A"

TYPICAL MANHOLE DETAIL

No Scale

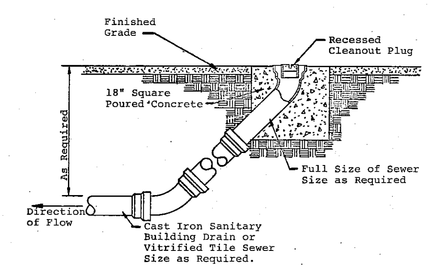

DETAIL OF TYPICAL OUTSIDE CLEANOUT

NO SCALE

EVERETT · I · BROWN COMPANY ARCHITECTS ENGINEERS

• PARK FLETCHER • • INDIANAPOLIS, INDIANA • 46241

5500 WEST BRADBURY AVENUE •

ADDITION TO AND RENOVATION OF WESTCHESTER MIDDLE SCHOOL

© EVERETT · I · BROWN COMPANY

James A. Partridge

JAMES ALLEN PARTRIDGE REGISTERED PROFESSIONAL ENGINEER 12545 STATE OF INDIANA

PROJECT	DATE	REVISED
3178	NOV 5 1979	

NO. M-7

OF 18

71-11-01

AUGH—19.1123