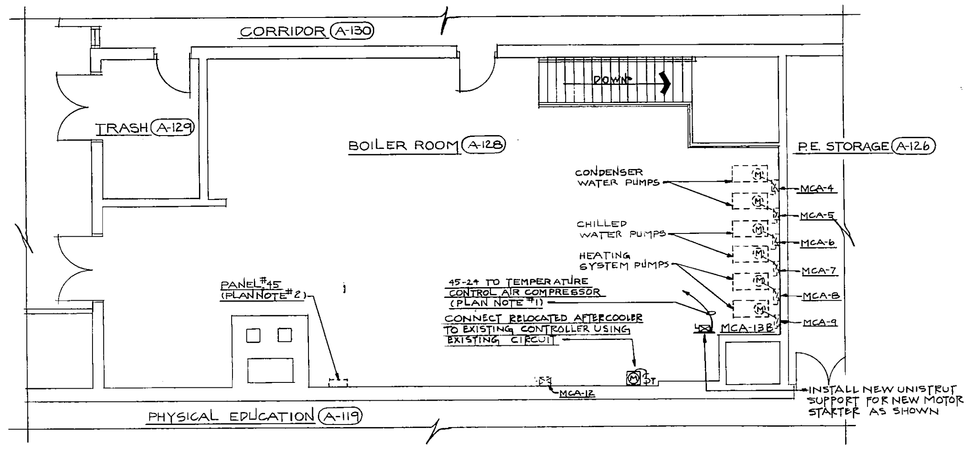

PARTIAL ELECTRICAL PLAN OF BOILER ROOM A-128
BRUMMITT ELEMENTARY SCHOOL (SEE MOTOR STARTER SCHEDULE AND NOTES) SCALE: 1/8"=1'-0"
(ALTERNATE BID S-5)

NORTH

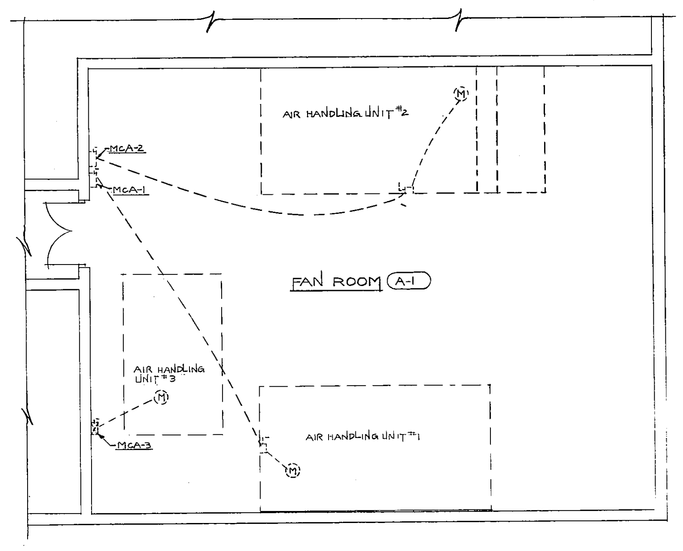

PARTIAL ELECTRICAL PLAN OF FAN ROOM #A-1
BRUMMITT ELEMENTARY SCHOOL (SEE MOTOR STARTER SCHEDULE AND NOTES) SCALE: 1/8"=1'-0"
(ALTERNATE BID S-5)

NORTH

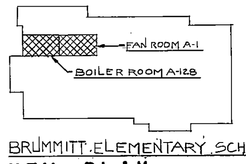

BRUMMITT ELEMENTARY SCHOOL
KEY PLAN
NO SCALE

NORTH

PLAN NOTES

1. Install new 3-pole NEMA size 0 combination motor starter with NEMA I enclosure. The motor starter shall have 480 volt contacts and 120 volt coil. Verify exact location of new motor starter with Architect.

2. Install new 3P-15 amp. breaker (Circuit 24) in existing 3P-Space in existing Panel 45 for new temperature control air compressor.

3. Install new 3P-15 amp. breaker (Circuit 14) in three existing 1P-Space (Circuits 14, 16, 18) in existing Panel 45 for new temperature control air compressor.

BRUMMITT AND LIBERTY ELEMENTARY SCHOOLS (ALTERNATE BIDS S-4 & S-5)

MOTOR STARTER SCHEDULE

MARK	ITEM	SPEED	NEMA SIZE	HP	AUXILIARY CONTACTS N.O.	AUXILIARY CONTACTS N.C.	ROOM NUMBER	CONTROL ENCL.	CONTROL REMOTE
MCA-1	AIR HANDLING UNIT #1	1	-----	60	----	-----	------	-----	-------
MCA-2	AIR HANDLING UNIT #2	1	-----	60	----	-----	------	-----	-------
MCA-3	AIR HANDLING UNIT #3	1	-----	10	----	-----	------	-----	-------
MCA-4	CONDENSER WATER PUMP #1	1	-----	7½	----	-----	------	-----	-------
MCA-5	CONDENSER WATER PUMP #2	1	-----	7½	----	-----	------	-----	-------
MCA-6	CHILLED WATER PUMP #3	1	-----	10	----	-----	------	-----	-------
MCA-7	CHILLED WATER PUMP #4	1	-----	10	----	-----	------	-----	-------
MCA-8	HEATING SYSTEM PUMP #5	1	-----	7½	----	-----	------	-----	-------
MCA-9	HEATING SYSTEM PUMP #6	1	-----	7½	----	-----	------	-----	-------
MCA-12	COOLING TOWER FAN	1	-----	25	----	-----	------	-----	-------
MCA-13B	TEMPERATURE CONTROL AIR COMPRESSOR	1	0	1½	1	-----	A-128	-----	-------
MCA-13L	TEMPERATURE CONTROL AIR COMPRESSOR	1	0	1½	1	-----	A-128	-----	-------

NOTES:

1. Motor Starters MCA-1 thru MCA-12 are existing motor starters.

2. Furnish and install Time Mark Corporation #A258B Phase Failure Protective Devices on existing motor starters MCA-1 thru MCA-9 and MCA-12.

3. Motor Starters MCA-13B and MCA-13L shall be 3-pole combination type with NEMA 1 enclosures, 480/120 volt control circuit transformers, control circuit fuses, 120 volt coils and 480 volt contacts.

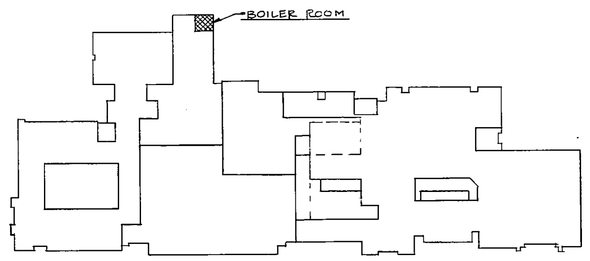

CHESTERTON HIGH SCHOOL
KEY PLAN
NO SCALE

NORTH

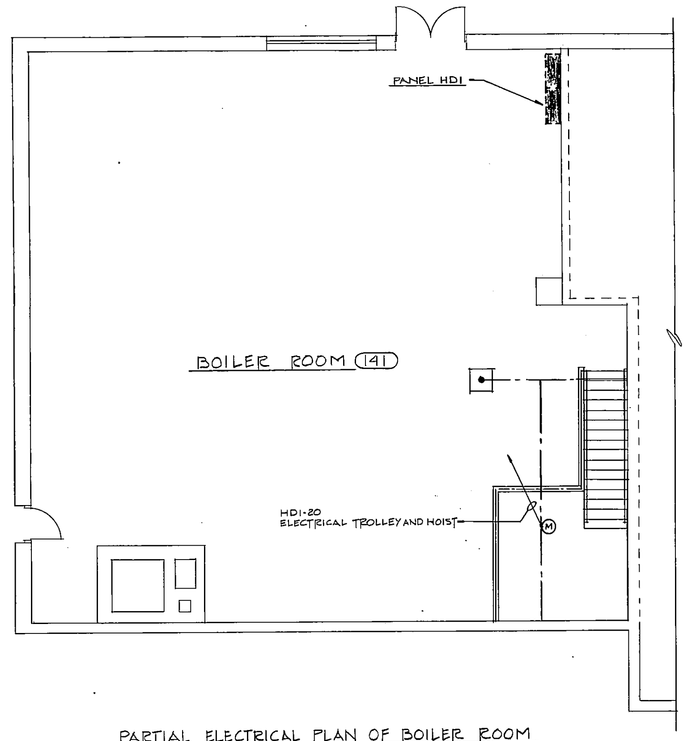

PARTIAL ELECTRICAL PLAN OF BOILER ROOM
CHESTERTON HIGH SCHOOL SCALE: 1/8"=1'-0"
(ALTERNATE BID S-1A)

NORTH

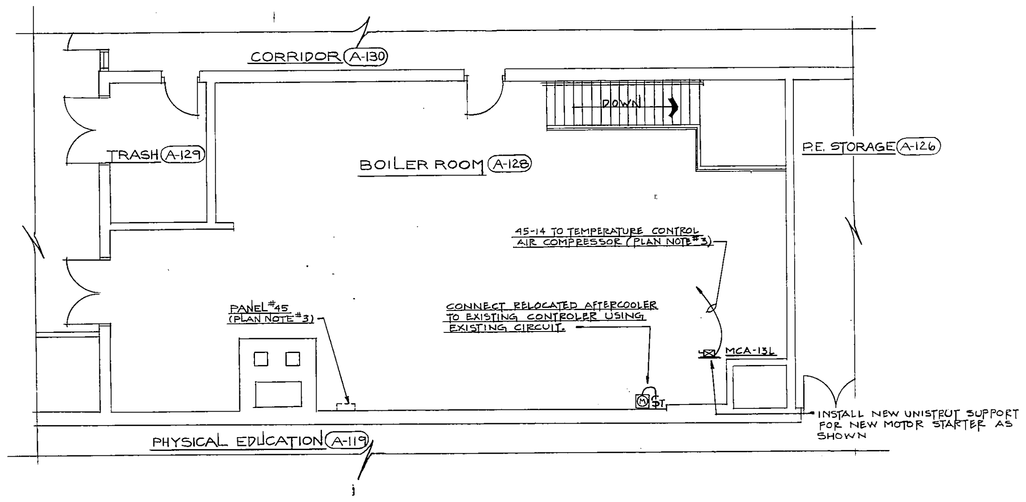

PARTIAL ELECTRICAL PLAN OF BOILER ROOM A-128
LIBERTY ELEMENTARY SCHOOL (SEE MOTOR STARTER SCHEDULE AND NOTES) SCALE: 1/8"=1'-0"
(ALTERNATE BID S-4)

NORTH

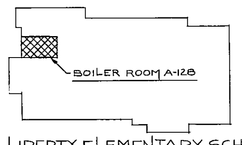

LIBERTY ELEMENTARY SCHOOL
KEY PLAN
NO SCALE NORTH

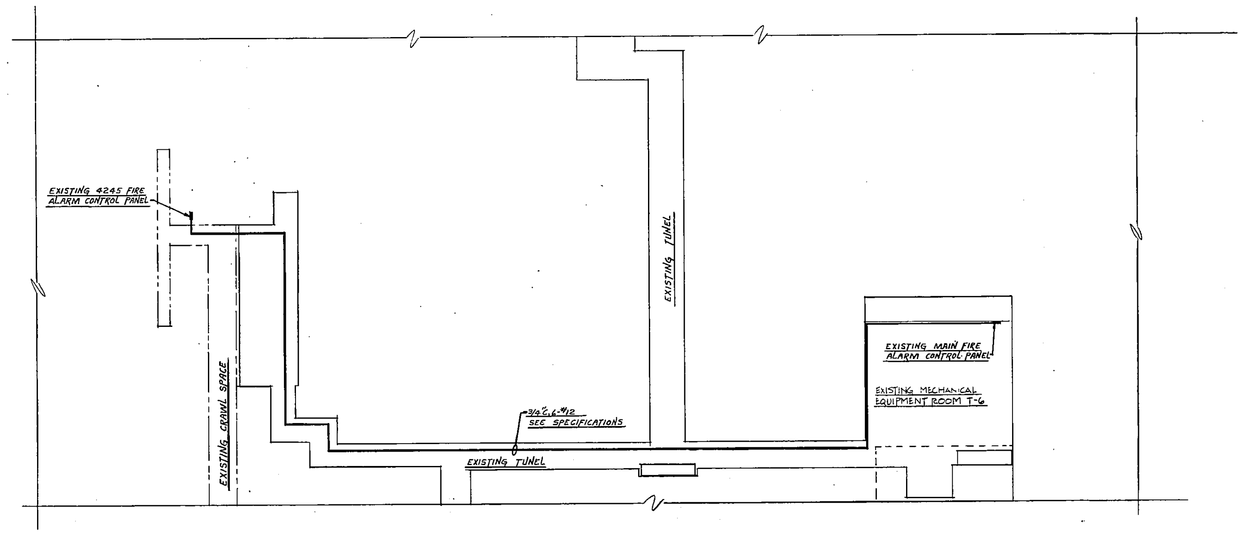

PARTIAL ELECTRICAL FIRE ALARM SYSTEM PLAN
CHESTERTON HIGH SCHOOL SCALE: 1/16"=1'-0"
(ALTERNATE BID S-1A)

NORTH

James W. Roberts

JAMES W. ROBERTS #8583 STATE OF INDIANA REGISTERED PROFESSIONAL ENGINEER

EVERETT · I · BROWN COMPANY
ARCHITECTS ENGINEERS
• INDIANAPOLIS, INDIANA • 46241
• PARK FLETCHER •
5500 WEST BRADBURY AVENUE •

© EVERETT I. BROWN COMPANY

MISCELLANEOUS RENOVATION OF EIGHT SCHOOL BUILDINGS

CHS, BRES, LES,

78-MP-04

PROJECT	DATE	REVISED
578	APRIL 10, 1978	

NO. E-2
OF 3