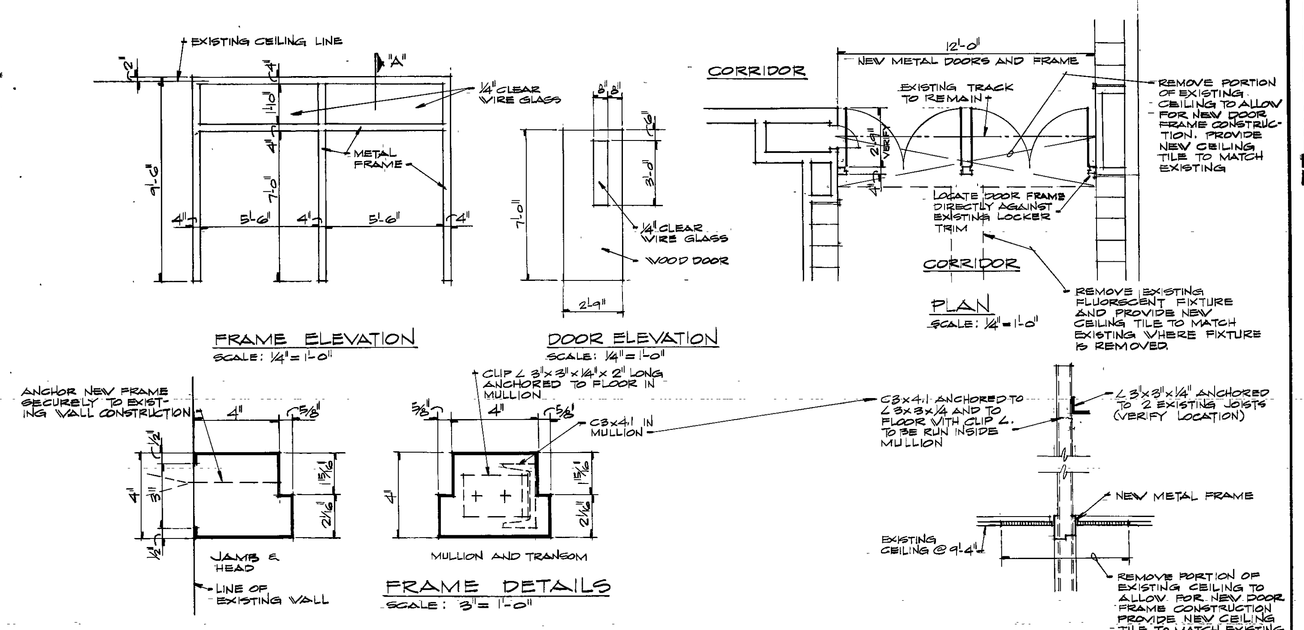

FRAME ELEVATION
SCALE: 1/4" = 1'-0"

DOOR ELEVATION
SCALE: 1/4" = 1'-0"

PLAN
SCALE: 1/4" = 1'-0"

FRAME DETAILS
SCALE: 3" = 1'-0"

DOOR DETAILS (D/3 A-2)
SCALE AS NOTED

HEAD DETAIL "A"
SCALE: 3/4" = 1'-0"

CHESTERTON HIGH SCHOOL (NEW CORRIDOR DOORS)

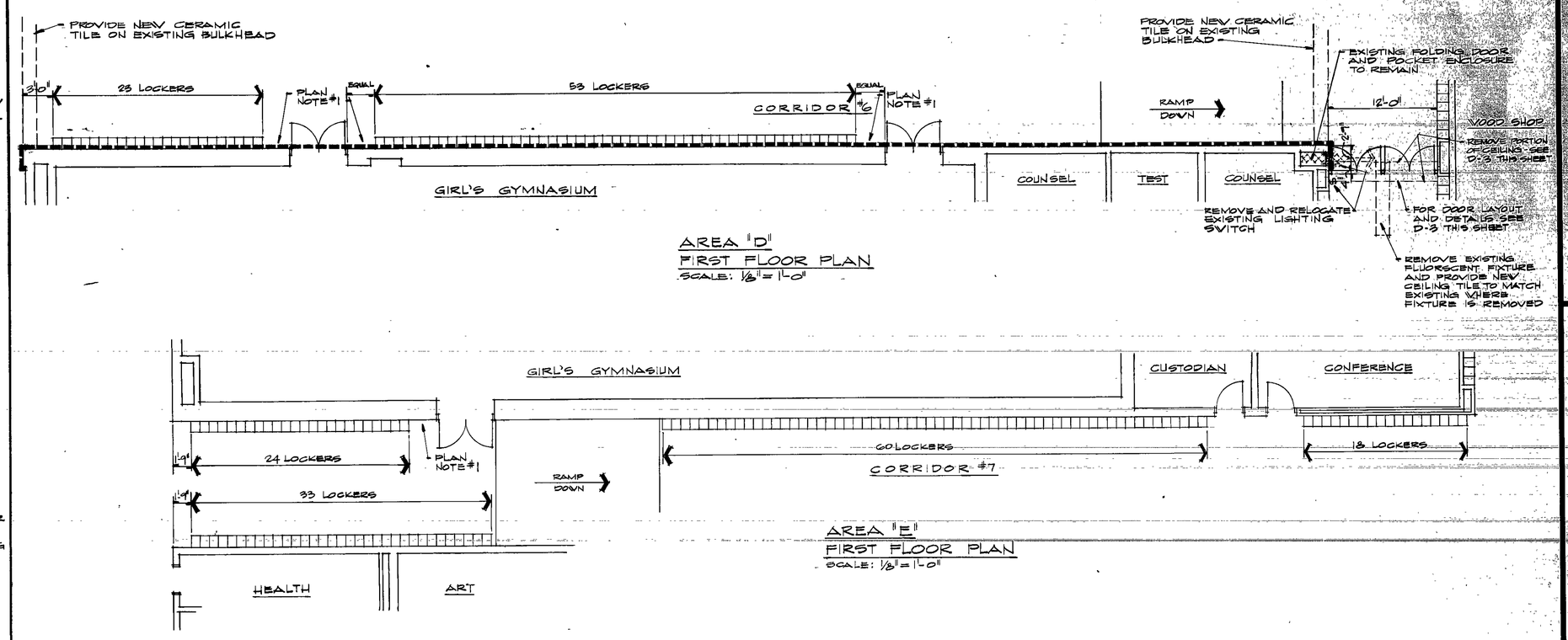

AREA "D"
FIRST FLOOR PLAN
SCALE: 1/8" = 1'-0"

AREA "E"
FIRST FLOOR PLAN
SCALE: 1/8" = 1'-0"

NOTES:

1. REMOVE EXISTING CARPET, PAD & EXISTING CARPET BASE AND PROVIDE NEW CARPET AND NEW CARPET BASE (REUSE EXISTING CARPET TRIM)
2. REMOVE EXISTING PAD, CARPET, CARPET BASE AND CARPET BASE TRIM. PROVIDE NEW VINYL ASBESTOS FLOOR AND NEW 6" RUBBER BASE. (VERIFY THAT NEW 6" RUBBER BASE HAS THE SAME COVERAGE AS THE EXISTING CARPET BASE.
3. REMOVE EXISTING CARPET, PAD & RUBBER BASE PROVIDE NEW CARPET AND NEW 4" RUBBER BASE.
4. PROVIDE 2 1/2" RUBBER BASE AT WINDOW FIN TUBE COVER.

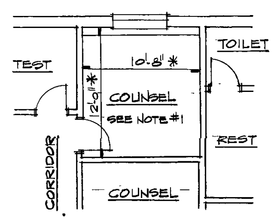

AREA "I"
FIRST FLOOR PLAN
SCALE: 1/8" = 1'-0"

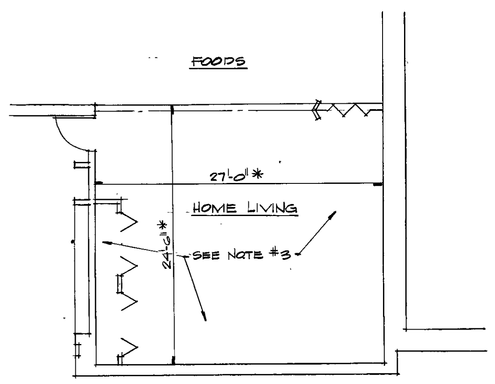

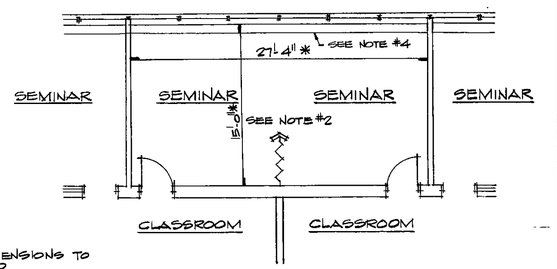

* DENOTES DIMENSIONS TO BE VERIFIED

AREA "K"
FIRST FLOOR PLAN
SCALE: 1/8" = 1'-0"

AREA "J"
FIRST FLOOR PLAN
SCALE: 1/8" = 1'-0"

CHESTERTON HIGH SCHOOL (NEW CARPET AND VINYL TILE AREAS)

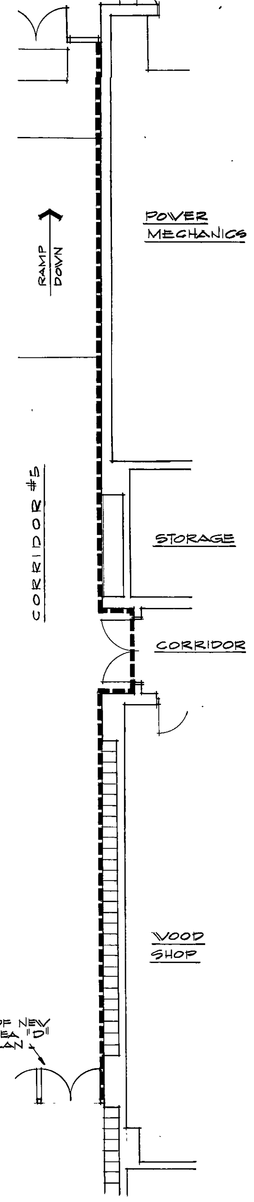

AREA "C"
FIRST FLOOR PLAN
SCALE: 1/8" = 1'-0"

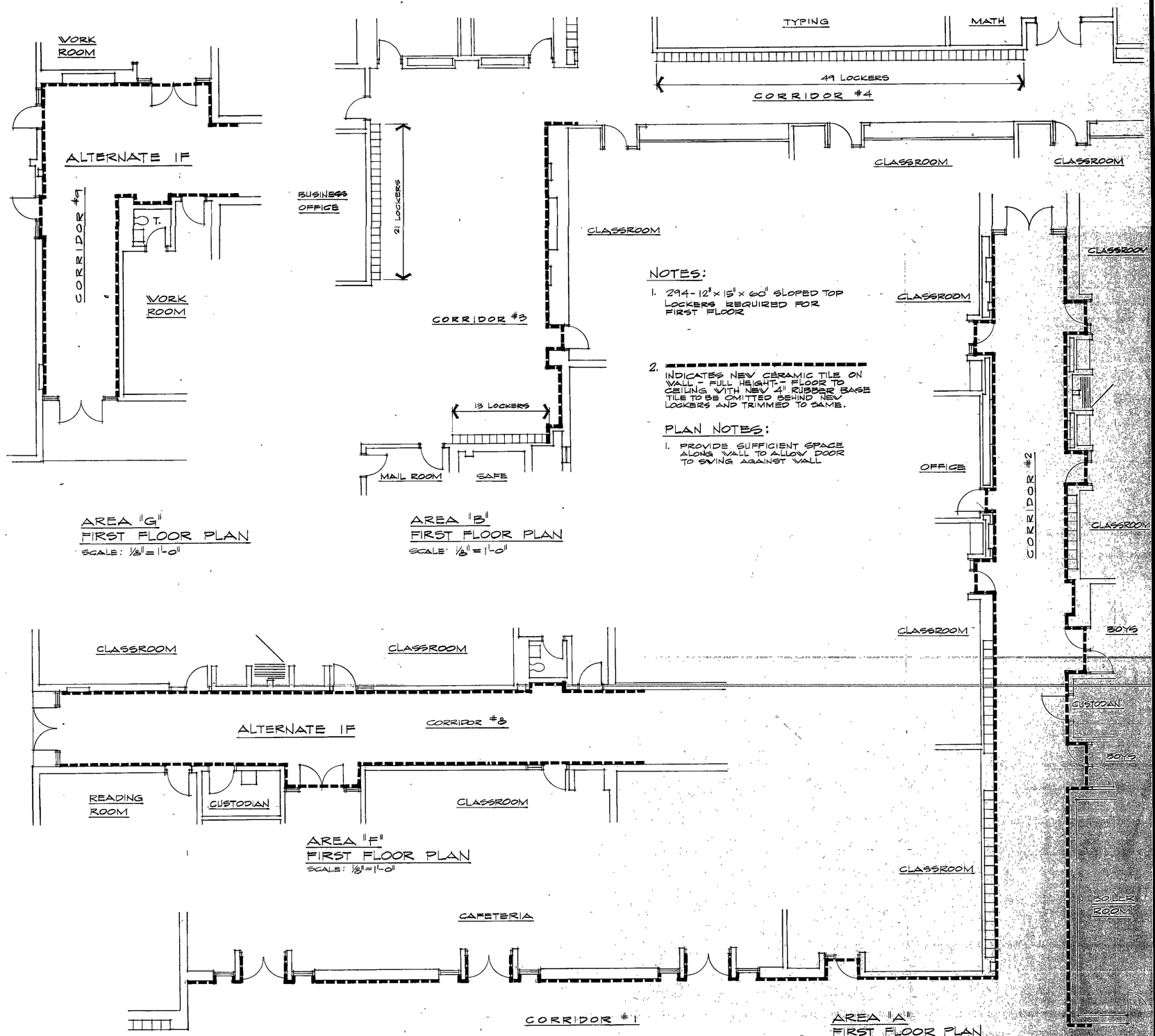

NOTES:

1. 294 - 12" x 15" x 60" SLOPED TOP LOCKERS REQUIRED FOR FIRST FLOOR
2. INDICATES NEW CERAMIC TILE ON WALL - FULL HEIGHT - FLOOR TO CEILING WITH NEW 4" RUBBER BASE TILE TO BE OMITTED BEHIND NEW LOCKERS AND TRIMMED TO SAME.

PLAN NOTES:

1. PROVIDE SUFFICIENT SPACE ALONG WALL TO ALLOW DOOR TO SWING AGAINST WALL

AREA "G"
FIRST FLOOR PLAN
SCALE: 1/8" = 1'-0"

AREA "B"
FIRST FLOOR PLAN
SCALE: 1/8" = 1'-0"

AREA "A"
FIRST FLOOR PLAN
SCALE: 1/8" = 1'-0"

CHESTERTON HIGH SCHOOL (LOCKERS AND CERAMIC TILE)

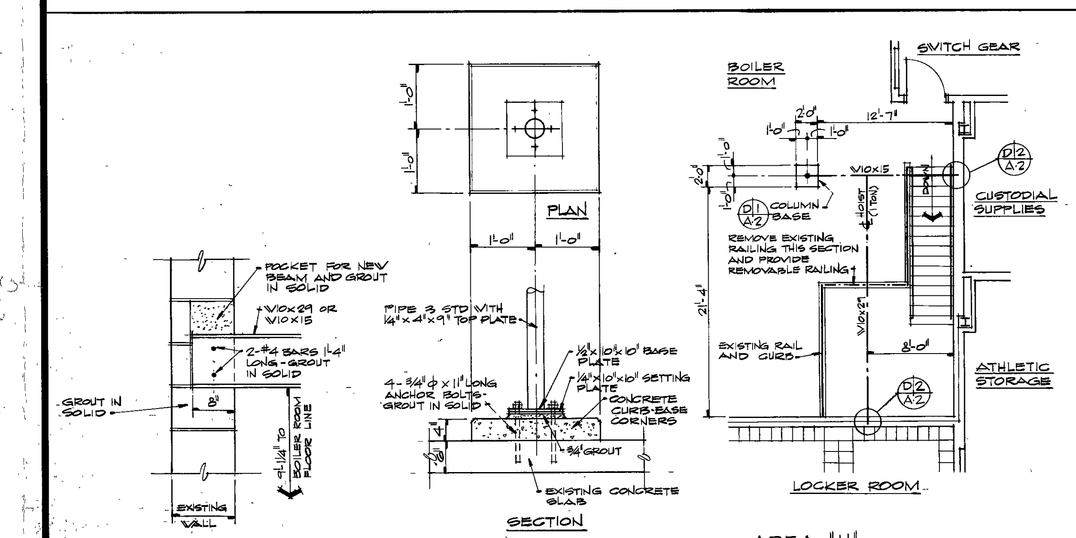

DETAIL (D/2 A-2)
SCALE: 3/4" = 1'-0"

COLUMN BASE DETAIL (D/1 A-2)
SCALE: 3/4" = 1'-0"

AREA "H"
FIRST FLOOR PLAN
SCALE: 1/8" = 1'-0"

CHESTERTON HIGH SCHOOL (NEW HOIST)

ROBERT STANLEY HILL REGISTERED ARCHITECT No. 1449 STATE OF INDIANA

EVERETT · I · BROWN COMPANY
ARCHITECTS ENGINEERS
• INDIANAPOLIS, INDIANA • 46241 •
• PARK FLETCHER •

© EVERETT I. BROWN COMPANY

MISCELLANEOUS RENOVATION OF EIGHT SCHOOL BUILDINGS

5500 WEST BRADBURY AVENUE

PROJECT 5715 | DATE APRIL 10, 1972 | DRAWN BY

NO. A-2
OF 6